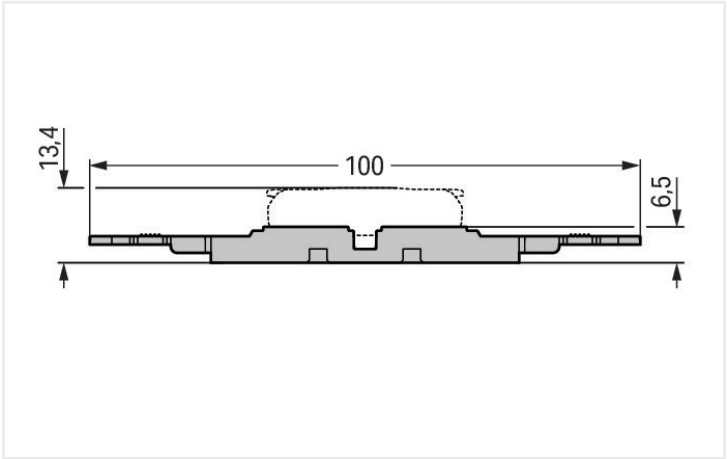


Data sheet | Item number: 221-2501

Mounting carrier with strain relief; 1-way; for inline splicing connector with lever; for screw mounting; gray

<https://www.wago.com/221-2501>



Color:  gray

Physical data	
Width	11.8 mm / 0.465 inch
Height from the surface	6.5 mm / 0.256 inch
Depth	100 mm / 3.937 inch

Material data	
Note (material data)	<a href="#">Information on material data can be found here</a>
Color	gray
Fire load	0 MJ
Weight	2.2 g

Commercial data	
PU (SPU)	25 (5) Pieces
Packaging type	Box
Country of origin VKOrg Germany	CN
GTIN	4055144066739
Customs tariff number VKOrg Germany	39269097900

Downloads

Environmental Product Compliance	
Compliance Search	
Environmental Product Compliance 221-2501	

Documentation

Additional Information		
Technical Section	pdf 2142.18 KB	

CAD/CAE-Data

CAD data	
2D/3D Models 221-2501	

CAE data	
ZUKEN Portal 221-2501	

1 Compatible products

1.1 Optional accessories

1.1.1 Installation

1.1.1.1 Mounting accessories



**Item no.: 209-119**  
Fixing screw; for 209-120 mounting carrier



**Item no.: 209-123**  
Mounting foot with screw; can be screwed on terminal blocks with fixing flange; 6.4 mm wide; gray



**Item no.: 209-120**  
Mounting foot; can be snapped on terminal blocks with snap-in mounting foot; for mounting on relay-modules; 6.4 mm wide; gray

1.1.2 Marking


1.1.2.1 Marking strip




**Item no.: 210-334**  
Marking strips; as a DIN A4 sheet; Strip width 5 mm; Strip length 182 mm; plain; Self-adhesive; white

Installation notes

Installation



Place the inline splicing connector on the carrier in front of the mounting position.



Push the connector to the center position until it snaps into place.




Mounting carrier without strain relief – snapped onto DIN-rail



Various combinations of 1- to 5-connector mounting carriers are possible via side-by-side latching mechanism.

## Strain relief



3-pole mounting carrier with strain relief