



LED High Bay Retrofit Lamps

Product Specifications



TCP's energy efficient LED High Bay Lamps and sensors are an excellent choice for replacing traditional metal halide products. These are damp location rated and designed for indoor use where low maintenance and high lumen output is required.

Reasons to choose the LED High Bay Lamps from TCP

- Uses less energy than traditional metal halide products
- 50,000 hour life minimizes replacement and maintenance costs
- UL approved for damp locations
- Rated for enclosed fixtures
- 120° beam angle for full light distribution
- Isolated driver for better heat dissipation and eliminates the need for a ballast
- Surge protection – all wattages have 4KV surge protection
- Pair with HID Replacement Accessories to add features such as motion sensing, natural light detection, and to connect to an external 0-10, PWM, or resistance dimming system to the replacements lamps

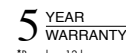
Ideal Applications

- Warehouses
- Factories
- Canopy Lights
- Gymnasiums
- Parking Garages
- Storage Facilities
- Large Conference Halls
- Event Centers
- Assembly Lines

Specifications:

Color Temperatures4000K, 5000K
 Wattage Replacements 200W, 250W, 400W
 Input Line Voltage 120-277 VAC
 Input Line Frequency..... 50/60HZ
 Lamp Life (Rated) 50,000 hours

Minimum Starting Temp -40°C
 Maximum Operating Temp..... 60°C
 CRI ≥ 80
 Surge Protection4kv



*Based on 12 hours use per day

Specifications



L60HBE2650XXK



L80HBEX3950XXK



L115HBEX3950XXK

ITEM #	DESCRIPTION	DLC*	METAL HALIDE EQUIVALENT	VOLTAGE	BASE LAMP LUMENS	LED WATTS	CRI	COLOR TEMP	MOL (INCHES)	DIA (INCHES)	MIN ENCLOSURE DIMENSION (INCHES)	BASE	HID REPLACEMENT LAMP ACCESSORIES
LED High Bay Lamp Series													
L60HBE265040K	LED60 HB200 E264K		200	120-277VAC	8100	60	80	4000K	6.89	6.93	6.89" x 6.73"	E26	Yes
L60HBE265050K	LED60 HB200 E265K		200	120-277VAC	8100	60	80	5000K	6.89	6.93	6.89" x 6.73"	E26	Yes
L80HBEX395040K	LED80 HB250 EX394K	★	250	120-277VAC	10800	80	80	4000K	7.87	7.01	7.87" x 7.01"	EX39	Yes
L80HBEX395050K	LED80 HB250 EX395K	★	250	120-277VAC	10800	80	80	5000K	7.87	7.01	7.87" x 7.01"	EX39	Yes
L115HBEX395040K	LED115 HB400 EX394K	★	400	120-277VAC	15525	115	80	4000K	9.06	7.01	9.25" x 9.21"	EX39	Yes
L115HBEX395050K	LED115 HB400 EX395K	★	400	120-277VAC	15525	115	80	5000K	9.06	7.01	9.25" x 9.21"	EX39	Yes

*DLC qualified product at time of printing, consult designlights.org for the most up-to-date listing

HID Accessories and Adapters

Item Number	Description
ADAPTERE26E39	E26 TO E39 ADAPTER
ADAPTERE39E26	E39 TO E26 ADAPTER



ADAPTERE26E39



ADAPTERE39E26

Item Number	Name	Description
LHSMW001	Microwave Motion Sensor	When connected to a lamp, provides Motion Detection through objects and walls.
LHSIRO01	PIR Motion Sensor	When connected to a lamp, provides Motion Detection and Daylight Sensing.
LHSDL001	Daylight Sensor	When connected to a lamp, provides Natural Light Detection.
LHDW001	3 in 1 Dimming Wire	Use to connect lamps to an external 0-10V, PWM, and resistance dimming system.

*See the HID Replacement Lamp Accessories Specification Sheet for more information.



LHSMW001



LHSIRO01



LHSDL001



LHDW001

LED High Bay Retrofit Lamp Installation and Instruction Guide

**WARNING! RISK OF ELECTRIC SHOCK!
DISCONNECT POWER AT FUSE OR CIRCUIT
BREAKER BEFORE INSTALLING OR SERVICING!**

For MODELS L60HBE265040K, L60HBE265050K, L80HBEX395040K, L80HBEX395050K,
L115HBEX395040K, L115HBEX395050K

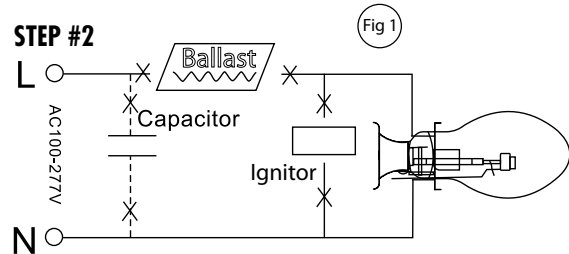
STEP #1



POWER OFF

TURN OFF POWER AT CIRCUIT BREAKER
to prevent risk of electric shock.

STEP #2



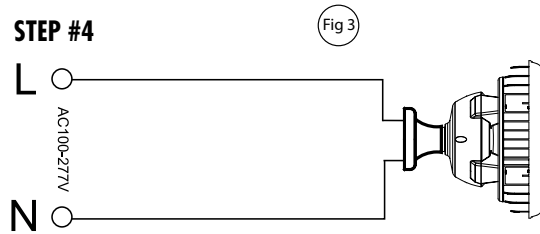
Remove old ballast or disconnect from existing lamp holder. Remove and dispose of ballast in correct manner (also disconnect any other components such as ignitors, starters, capacitors). Shown as Figure 1.

STEP #3



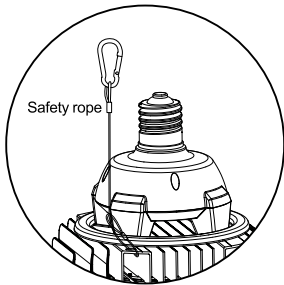
Reconnect directly to the existing lamp holder.
Shown as Figure 2.

STEP #4



Install new LED replacement lamp. Shown as Figure 3. Please
make sure old socket is correctly grounded.

STEP #5



If lamp being installed is over 60w,
attach provided tether cable to lamp.
Locate either entry hole(1) on lamp
shown in diagram and feed looped end
of tether cable(2) through hole. You may
need to crimp with pliers first. Once
through, take end with grapping clip
through loop as shown, tighten and
secure clip to safe location.

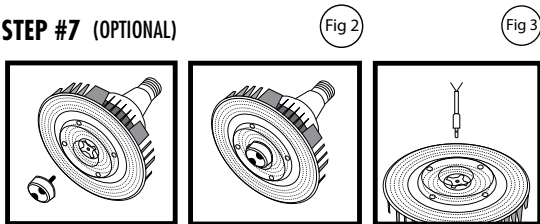
STEP #6

This luminaire has been modified to operate LED lamp.
Do not attempt to install or operate HID lamps or
Compact Fluorescent Luminaires in this luminaire.
In the future, use only bypass lamps.
LED RETROFIT LUMINAIRE CONVERSION
FOR USE ONLY WITH PRODUCTS DESCRIBED
AND INSTALLED IN ACCORDANCE WITH
THE INSTRUCTIONS PROVIDED WITH THIS s.
RETROFIT KIT (E353692)

REPLACEMENT LAMP:
LXXHE2650YYK ("XX" = 12W & 18W & 27W & 36W &
45W & 54W & 63W & 100W & 120W)
LXXHEX3950YYK ("YY" = 40W (4000K) & 50W (5000K))
LXXHBE2650YYK ("XX" = 60W & 80W & 115W)
LXXHBEX3950YYK ("YY" = 40W (4000K) & 50W (5000K))

Please apply included label to retrofitted
luminaire in a visible location.

STEP #7 (OPTIONAL)



**Sensor
Installation**

**3 In 1 Dimming Wire
Installation**

Sensor or 3 in 1 dimming wire installation.
Connect as shown in Figure 2 and 3.
The sensor/wire should be connected before the lamp is installed.
Connect dimming wire to manufacturer's dimming system as per instructions.

STEP #8



POWER ON

TURN ON POWER AT
CIRCUIT BREAKER

TECHNOLOGY CAST IN A BEAUTIFUL LIGHT

For over 20 years, TCP has been designing, developing and delivering energy-efficient lighting into the market. Thanks to our cutting-edge technology and manufacturing expertise, we have shipped billions of high quality lighting products. With TCP, you can count on a lighting product that is designed to meet the needs of the market - that transforms your surroundings and envelopes you in warmth - lighting that generates beauty with every flip of the switch.

Sales:

Date:

Model:

Project:

Rep:

Catalog Number:

Type:

Notes:



For more information on the quality and care TCP can deliver, call us at **800.324.1496** or visit tcp.com

325 Campus Dr. | Aurora, Ohio 44202 | P: 800.324.1496 | F: 877.487.0516