

# ULTRA LED™ RT8

## Recessed Downlight Kit



The SYLVANIA ULTRA LED RT8 unit is an eight-inch LED recessed downlight kit creating high performing white light which is optimized for new construction and retrofit applications. Installation is done quickly and easily in most standard eight-inch frames.

### Quality of Light

The SYLVANIA ULTRA LED RT8 provides excellent color rendering (up to 90 CRI), and a wide selection of color temperatures (3000K, 3500K, 4000K, 5000K). LEDs have virtually no UV or infrared radiation to damage or fade furnishings, art or other objects.

### Optical Design

Optical design efficiently directs light output in an 80° beam angle with low glare.

### Application Information

#### Applications

- Healthcare
- Hospitality
- Office
- Property Management
- Residential
- Retail

### Key Features & Benefits

- 0-10V Dimmable Lumen Packages:
  - 2000 lumens @ 24W (120/277V)
  - 3000 lumens @ 40W (120/277V)
  - 5000 lumens @ 54W (120/277V)
  - 8000 lumens @ 92W (120/277V)
- Non-Dimmable Lumen Package:
  - 2000 lumens @ 23W (347V)
- Replacement for 32W and 42W CFL pin base lamps
- Fits in standard 8" CFL mounting frame
- CCT: 3000K, 3500K, 4000K, 5000K (see offerings below)
- CRI of up to 90
- 50,000 hour life (L<sub>70</sub>)
- Suitable for dry, damp and wet locations
- UL1598 Listed and Classified for stand-alone and retrofit applications
- Reduces energy consumption up to 50%
- 120/277V or 347V input voltage
- Lasts up to 3 times longer than CFL pin base lamps
- No warm-up time, instant-on with full light output and stable lamp to lamp color
- Integrated white trim, white baffle reflector and metal conduit adaptor (included) for direct replacement
- Suitable for use in 10" applications using optional trim extender accessory
- Conduit attached for easy installation
- 8000lm product has a remote driver

### Product Offering

Ordering Abbreviation	Wattage	Color Temperature	CRI
LED/RT8/2000	24, 27	3000K, 3500K, 4000K	82
LED/RT8/2000-347V	23	3000K, 4000K, 5000K	82
LED/RT8/3000	40	3000K, 3500K, 4000K	90
LED/RT8/5000	54	3000K, 3500K, 4000K	82
LED/RT8/8000	92	3000K, 3500K, 4000K	82

### Specifications and Certifications



## Specification Data

Catalog #	Type
Project	
Comments	
Prepared by	

### Specifications

#### Energy Data

**Minimum Starting Temp:** 0°C to -20°C (32°F to -4°F)

**EMI/RFI:** FCC Title 47 CFR, Part 15, Class B

**Sound Rating:** <24dBA

**Input Voltage:** 120-277V & 347V

**Power Factor:** >0.90

**Input Frequency:** 60Hz

**THD:** <20%

**Input Power:** 23W, 24W, 40W, 54W, 92W

**Maximum Ambient Operating Temperature (Non-Insulated Ceiling):** 40°C (104°F)

#### Lighting Data

**Lumen Output:** 2000, 3000, 5000, 8000

**Lumens per Watt:** Up to 92

#### Color

**Correlated Color Temperature (CCT):** 3000K, 3500K, 4000K, 5000K

**Color Rendering Index (CRI):** 82, 90

**R9:** 15

**Product Weight:** 2.3 lbs.

### Ordering Information

Item Number	Ordering Abbreviation	Input Voltage (V)	Recessed Housing	Replaced CFL Wattage	Nominal Wattage (W)	Delivered Light Output (lm)	LPW	Color Temperature	CRI	Avg. Rated Life (hrs.)*	Dimmable
72503	LED/RT8/2000/830	120/277	8"	2x26W CFL	27	2000	74	3000K	82	50,000	No
74466**	LED/RT8/2000/830	120/277	8"	2x26W CFL	24	2000	83	3000K	82	50,000	Yes (0-10V Low Voltage)
72504	LED/RT8/2000/835	120/277	8"	2x26W CFL	27	2000	74	3500K	82	50,000	No
74467**	LED/RT8/2000/835	120/277	8"	2x26W CFL	24	2000	83	3500K	82	50,000	Yes (0-10V Low Voltage)
72509	LED/RT8/2000/840	120/277	8"	2x26W CFL	27	2000	74	4000K	82	50,000	No
74468**	LED/RT8/2000/840	120/277	8"	2x26W CFL	24	2000	83	4000K	82	50,000	Yes (0-10V Low Voltage)
75397	LED/RT8/2000/830/347V	347	8"	2x26W CFL	23	2000	86	3000K	82	50,000	No
75398	LED/RT8/2000/840/347V	347	8"	2x26W CFL	23	2000	86	4000K	82	50,000	No
75399	LED/RT8/2000/850/347V	347	8"	2x26W CFL	23	2000	86	5000K	82	50,000	No
72625	LED/RT8/3000/930	120/277	8"	2x26W CFL	40	3000	75	3000K	90	50,000	Yes (0-10V Low Voltage)
72626	LED/RT8/3000/935	120/277	8"	2x26W CFL	40	3000	75	3500K	90	50,000	Yes (0-10V Low Voltage)
72628	LED/RT8/3000/940	120/277	8"	2x26W CFL	40	3000	75	4000K	90	50,000	Yes (0-10V Low Voltage)
79740	LED/RT8/5000/830	120/277	8"	2X42W CFL	54	5000	92	3000K	82	50,000	Yes (0-10V Low Voltage)
79741	LED/RT8/5000/835	120/277	8"	2X42W CFL	54	5000	92	3500K	82	50,000	Yes (0-10V Low Voltage)
79742	LED/RT8/5000/840	120/277	8"	2X42W CFL	54	5000	92	4000K	82	50,000	Yes (0-10V Low Voltage)
79754	LED/RT8/8000/830	120/277	8"	150W HPS/175W MH	92	8000	87	3000K	82	50,000	Yes (0-10V Low Voltage)
79755	LED/RT8/8000/835	120/277	8"	150W HPS/175W MH	92	8000	87	3500K	82	50,000	Yes (0-10V Low Voltage)
79756	LED/RT8/8000/840	120/277	8"	150W HPS/175W MH	92	8000	87	4000K	82	50,000	Yes (0-10V Low Voltage)

\*LED lamp life is defined as the number of hours when 50% of an average group of identical lamps reached 70% of its initial lumens.

\*\*74466 replaces 72503, 74467 replaces 72504, 74468 replaces 72509

### Ordering Guide

LED	/	RT8	/	2000	/	8	/	30	/	347V
LED		Product Name		Light Output		8 = 80 CRI		Color		Input Voltage
		RT8		2000lm, 3000lm,		9 = 90 CRI		Temperature		347V
		8 = fits 8" frames		5000lm, 8000lm				3000K, 3500K,		
								4000K, 5000K		

### Energy Savings

Basic Product Description	LED Lumens	LED Life	Traditional Lamp Type	Lumens	Life	Watts Saved With RT8	RT8 Energy Savings*	RT8 Life Benefit
RT8 24W	2000	50,000	Compact Fluorescent	2400	16,000	Up to 15	\$82.50	3X
RT8 23W	2000	50,000	Compact Fluorescent	2400	16,000	Up to 19	\$104.50	3X
RT8 40W	3000	50,000	Compact Fluorescent	2400	16,000	Up to 24	\$132.00	3X
RT8 54W	5000	50,000	Compact Fluorescent	2400	16,000	Up to 30	\$165.00	3X
RT8 92W	8000	50,000	Compact Fluorescent	2400	16,000	Up to 41	\$225.00	3X

\* Based on \$0.11/kWh over 50,000 hours life.

### Accessories

#### RT8 Trim

75092 RT8TRIMALZAK

75093 RT8TRIMSN

#### Trim Ring Extender

75083 RT8/10/TRIMEXT

#### Rough In Frame

71709 LED/RT8/FRAME



Alzak 75092



Satin 75093

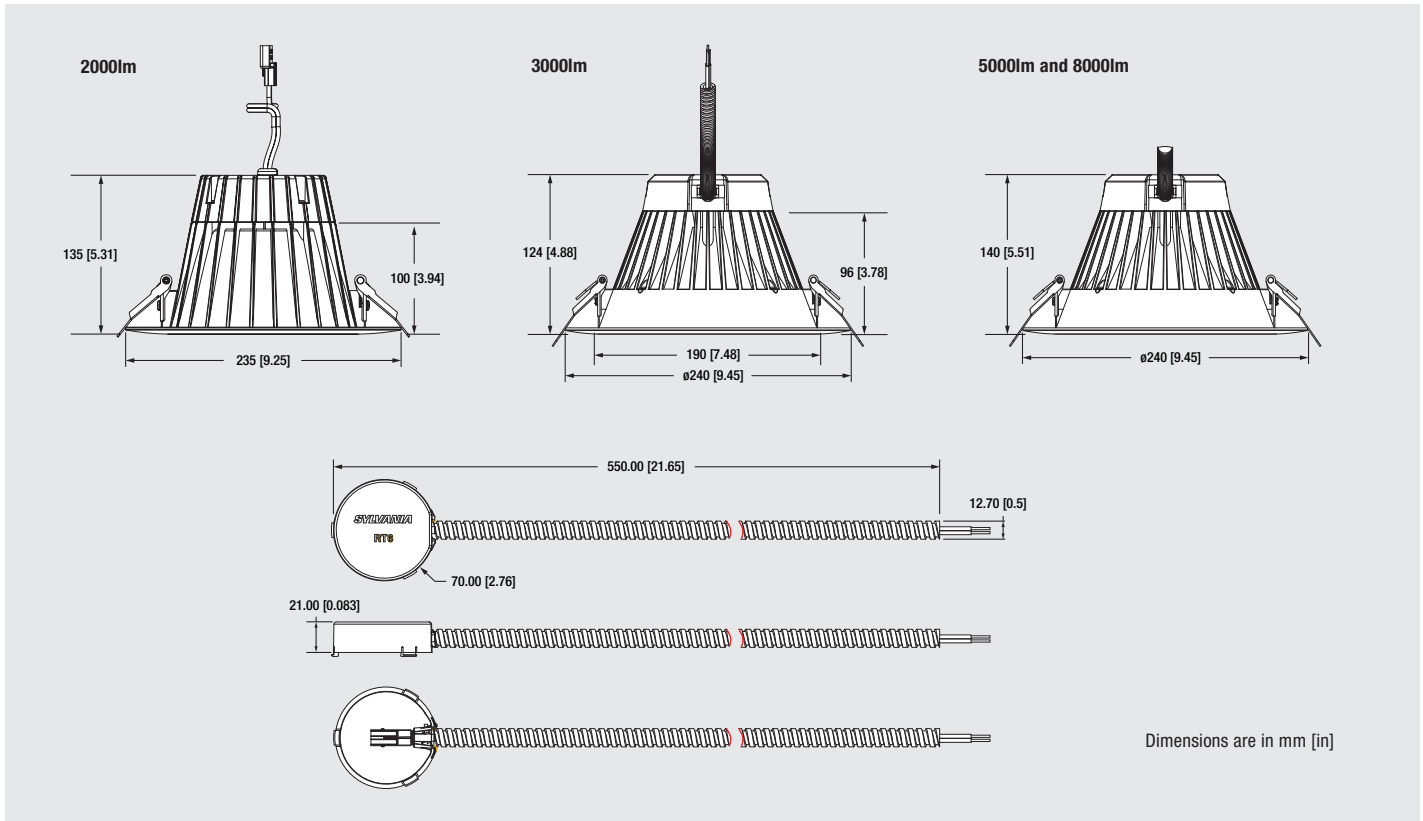


75083

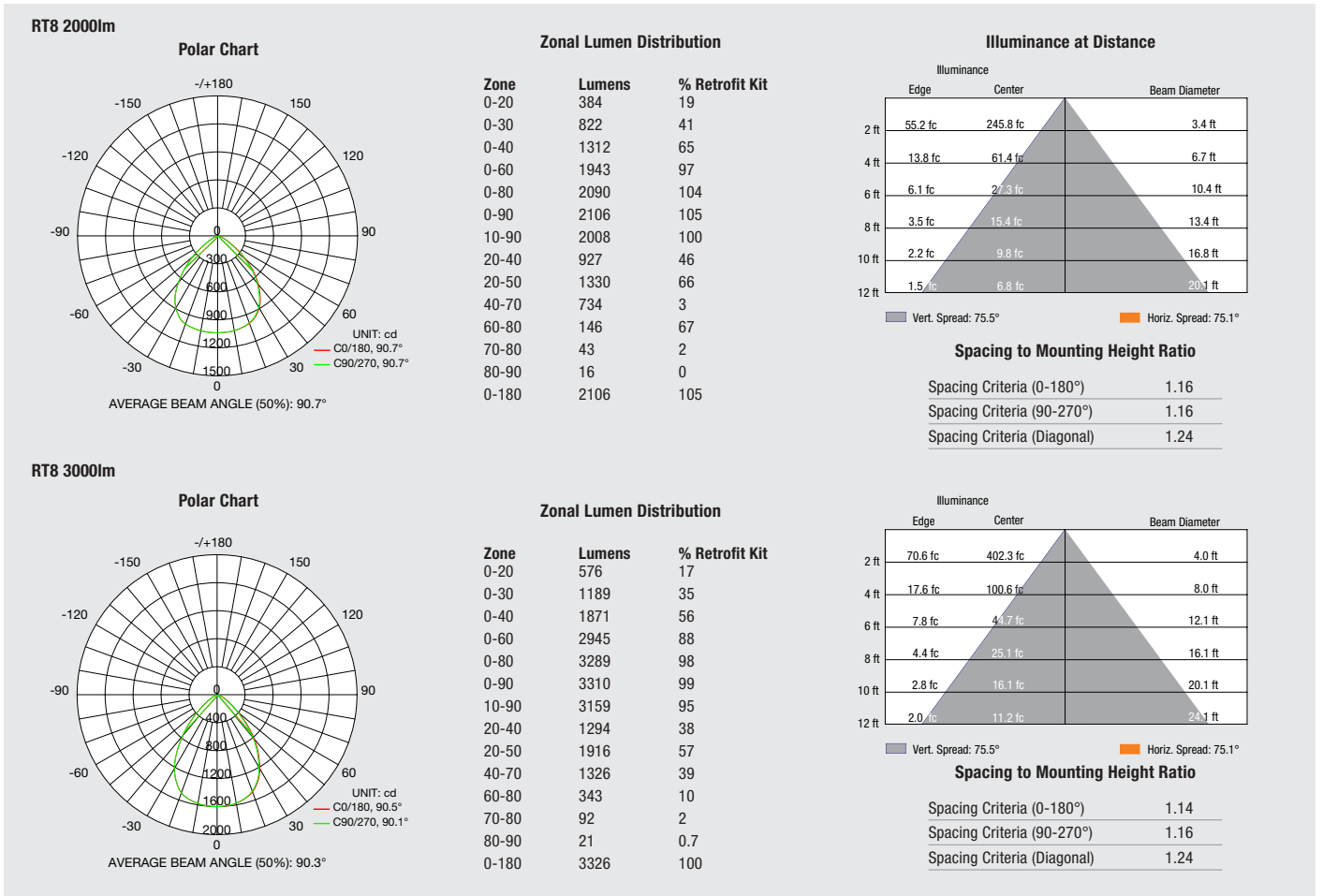


71709

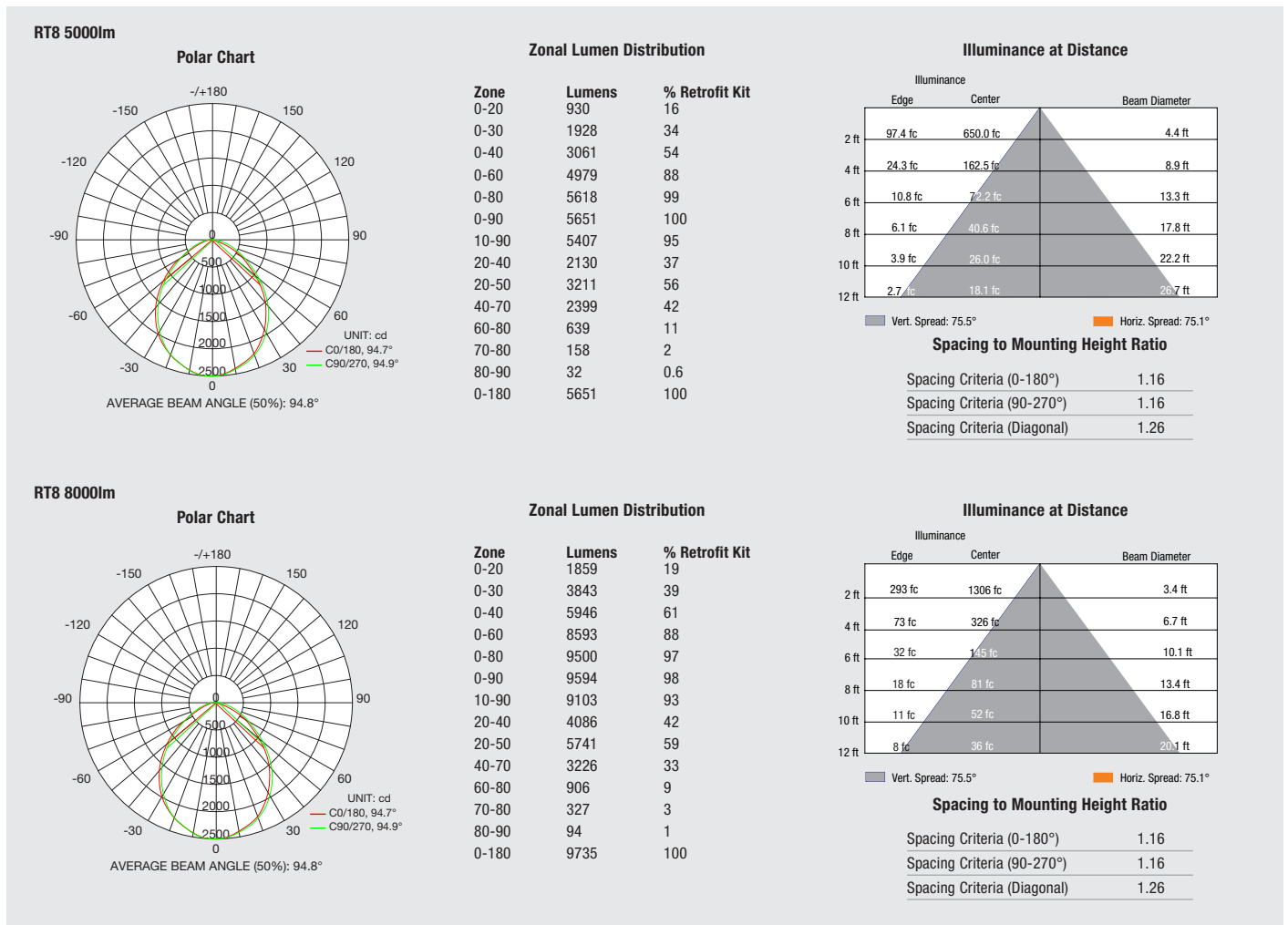
## Assembly Diagram



## Photometric Information



## Photometric Information (continued)



## Application Information

### Application Notes

1. Operating temperature range between -4°F and +104°F (-20°C and +40°C).
2. Suitable for indoor/outdoor use, including dry, damp and wet location environments.
3. Designed to install in standard 8" CFL mounting frame. For a list of compatible housings, please refer to [www.sylvania.com/RT8](http://www.sylvania.com/RT8).
4. For detailed warranty information, please see [www.sylvania.com/RT8](http://www.sylvania.com/RT8).
5. For installation in non-insulated ceilings: If insulation is present, it may be placed around the retrofit kit as long as a three-inch space is maintained around the kit.
6. Installation performed as a stand-alone kit (without frame) is recommended for hard ceiling. Installation of a recessed incandescent frame is recommended for tiled ceiling application for proper support of the retrofit kit.
7. Compatible with Philips Bodine model ELI-S-20 and IOTA model IIS-125 Emergency Lighting Inverters.

LEDVANCE LLC  
 200 Ballardvale Street  
 Wilmington, MA 01887 USA  
 Phone 1-800-LIGHTBULB (1-800-544-4828)  
[www.sylvania.com](http://www.sylvania.com)

SYLVANIA and LEDVANCE are registered trademarks.  
 All other trademarks are those of their respective owners.  
 Licensee of product trademark SYLVANIA in general lighting.  
 Specifications subject to change without notice.

