

SYLVANIA Luminaires

Vapor Tight



Product Features

- Corrosion resistant housing with captive stainless steel mounting accessories and included waterproof compression fitting
- IP65 or IP66 rated, ETL sanitation listed for NSF splash zones, and a wide operating temperature of -40°C to 50°C
- Optional integrated microwave (daylight/motion) sensor for additional energy savings

Wattage Comparison Chart

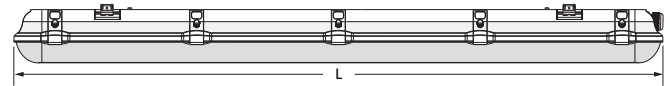
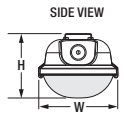
Vapor Tight

Traditional Source	Traditional System Wattage	LED System Wattage	Energy Savings
2 F17T8	33	25	24%
1 F32T8	27	25	7%
50W HPS	62	25	60%
70W HPS	92	25	67%
2 F28 T8	50	40	20%
2 F32 T8	54	40	26%
1 F96 T12	86	40	53%
70W HPS	91	40	56%
2 F28 T8	50	50	0%
2 F32 T8	54	50	7%
1 F96 T12	86	50	42%
70W HPS	91	50	45%

Catalog #	Type
Project	
Notes	
Date	
Prepared by	

Dimensions

	L	W	H
2 ft 25W	24.9" (632mm)	4.0" (102mm)	4.0" (102mm)
4 ft 20W	48.5" (1232mm)	3.3" (85mm)	3.4" (85mm)
4 ft 40/50W	48.5" (1232mm)	4.0" (102mm)	4.0" (102mm)
4 ft 40W IP66	49.1" (1247mm)	4.7" (120mm)	4.4" (112mm)



Specifications

Weight: 2 ft: 2.5 lbs (1.2 kg)

4 ft: 4.8 lbs (2.2 kg) Standard 5.5 lbs (2.5 kg) Emergency
5.1 lbs (2.3 kg) Sensor 5.8 lbs (2.6 kg) Sensor and Emergency

Construction: One-piece polycarbonate housing with one-piece polycarbonate lens and stainless steel clips. The standard color is gray.

LED System: LED system with a life rating of ≥66,000 hours (1A 4ft UNV versions), ≥84,000 hours (HUV), or ≥120,000 hours (1A 2ft and 1B versions) L₇₀ @25°C. Luminaire efficacy up to 140 LPW.

Electrical: Offered in 20, 25, 40 and 50 Watts, the luminaire is designed to operate through the 120V-277V_{AC} universal voltage and 347-480V_{AC} high universal voltage range. The LED driver has a 2.5kV inherent surge suppression and is a constant current device, meeting UL1310 and UL48 Class 2 with built-in over temperature protection. The power factor is ≥90% and THD is ≤20%.

Dimming: The driver is 0-10V dimmable (down to 6%). Please reference the dimmer compatibility document (LEDLUM012).

Color Characteristics: CRI >80; CCT of 4000K or 5000K.

Optics: Type V distribution with a clear etched polycarbonate lens or optional diffuse lens (sold separately).

Options Available: Microwave Sensor, Emergency Battery Backup.

Installation: Luminaire mounts to recessed outlet box or can be surface or chain mounted (chain not included). Connector available for tandem wiring. External controls can be added through existing knockouts.

Operating Temperature: -40°F to +122°F (-40°C to +50°C);
EM: +14°F to +122°F (-10°C to +50°C).

Listings: cULus listed to UL1598 standards for wet locations, IP65 or IP66 rated, and ETL Sanitation listed for NSF splash zones.

Warranty: Standard 5-year luminaire warranty (LEDLUM001).

Note: Specifications subject to change without notice. IES files available online.



*Please see pages 2 and 3 for DLC listings.

Intertek

Ordering Guide

Item Number:

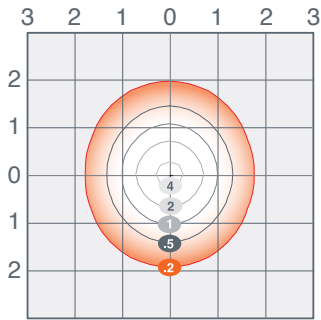
VAPOR	XX	/	XXX	XXX	D	8	XX	/	XX	EC	/	GR	/	XX
Product	Generation		Wattage	Voltage	Dimming	CRI	Color Temp (CCT)		Size	Optics		Color/Finish		Options
VAPOR	1A		020 = 20 Watts	UNV = 120-277V	D = 0-10V	8 ≥ 80	40 = 4000K		24 = 24"	EC = Etched Lens		GR = Gray		Blank = No Option
	1B		025 = 25 Watts	HUV = 347-480V*			50 = 5000K		long	Type V Distribution				D = Motion/Daylighting Sensor
	2B		040 = 40 Watts						48 = 48"					E = Emergency
			050 = 50 Watts						long					

*HUV version only available in 50W

Photometric Data

2 ft VAPOR1A/025UNVD840

Isofootcandle Lines at 15' Mounting Height

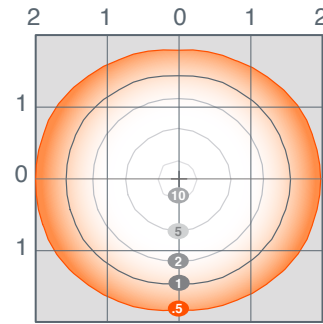


For other mounting heights apply the following multipliers:

Mounting Height	10'	12'	15'	18'	20'
Multiplier	2.25	1.56	1.00	0.44	0.36

4 ft VAPOR1B/040UNVD840

Isofootcandle Lines at 12' Mounting Height



For other mounting heights apply the following multipliers:

Mounting Height	8'	10'	12'	15'	16'	18'
Multiplier	2.25	1.44	1.00	0.73	0.56	0.44

*For 20W use 0.5 multiplier

Fixture Spacing Chart

	VAPOR1A/025UNVD840/24EC/GR			VAPOR1B/040UNVD840/48EC/GR		
	On Center Fixture Spacing			On Center Fixture Spacing		
	8'x10'	10'x10'	10'x12'	8'x10'	10'x10'	10'x12'
8'	39	29	23.2	65.6	51.2	40.2
10'	37.9	28.1	22.5	63.6	49.9	39.2
12'	35.2	27.3	21.9	63.4	48.3	38.1
14'	34.2	26.6	21.3	61.7	47.3	37.2
16'	33.2	25.6	20.7	55.5	46.3	36.2
18'	32.3	24.9	20.1	53.9	44.7	35.3

Average Illuminance (fc) at 0° AFF.
80/50/20 reflectances.

Ordering Information

2ft Vapor Tight

Item Number	Ordering Abbreviation	Ingress Protection	Power (W)	Input Voltage	Color Temp (CCT)	Total Fixture Lumens		LPW*		DLC**		Options
						Clear Lens	Diffuse Lens	Clear Lens	Diffuse Lens	Clear Lens	Diffuse Lens	
74530	VAPOR1A/025UNVD840/24EC/GR	IP65	25	120-277	4000K	3100	2800	135	121	Prm	Std	-
74531	VAPOR1A/025UNVD850/24EC/GR	IP65	25	120-277	5000K	3100	2800	137	123	Prm	Std	-
74532	VAPOR1B/025UNVD840/24EC/GR/D	IP65	25	120-277	4000K	3100	2800	135	121	Prm	-	Sensor
74533	VAPOR1B/025UNVD850/24EC/GR/D	IP65	25	120-277	5000K	3100	2800	137	123	Prm	-	Sensor
60074	VAPOR1B/025UNVD840/24EC/GR/E	IP65	25	120-277	4000K	3100	2800	135	121	Prm	-	Emergency
60075	VAPOR1B/025UNVD850/24EC/GR/E	IP65	25	120-277	5000K	3100	2800	137	123	Prm	-	Emergency

*LPW per LM79 Report

**Std for DLC Standard, Prm for DLC Premium

Ordering Information (continued)

4ft Vapor Tight

Item Number	Ordering Abbreviation	Ingress Protection	Power (W)	Input Voltage	Color Temp (CCT)	Total Fixture Lumens		LPW*		DLC**		Options
						Clear Lens	Diffuse Lens	Clear Lens	Diffuse Lens	Clear Lens	Diffuse Lens	
74534	VAPOR1B/020UNVD840/48EC/GR	IP65	20	120-277	4000K	2500	2300	130	114	Prm	-	-
74535	VAPOR1B/020UNVD850/48EC/GR	IP65	20	120-277	5000K	2500	2300	130	115	Prm	-	-
74536	VAPOR1B/020UNVD840/48EC/GR/D	IP65	20	120-277	4000K	2500	2300	130	114	Prm	-	Sensor
74537	VAPOR1B/020UNVD850/48EC/GR/D	IP65	20	120-277	5000K	2500	2300	130	115	Std	-	Sensor
60043	VAPOR1B/020UNVD840/48EC/GR/E	IP65	20	120-277	4000K	2500	2300	130	114	Prm	-	Emergency
60044	VAPOR1B/020UNVD850/48EC/GR/E	IP65	20	120-277	5000K	2500	2300	130	115	Prm	-	Emergency
60045	VAPOR1B/020UNVD840/48EC/GR/DE	IP65	20	120-277	4000K	2500	2300	130	114	Prm	-	Sensor, Emergency
60046	VAPOR1B/020UNVD850/48EC/GR/DE	IP65	20	120-277	5000K	2500	2300	130	115	Prm	-	Sensor, Emergency
74376	VAPOR1B/040UNVD840/48EC/GR	IP65	40	120-277	4000K	5300	4600	139	120	Prm	Std	-
74377	VAPOR1B/040UNVD850/48EC/GR	IP65	40	120-277	5000K	5300	4700	137	122	Prm	Std	-
74378	VAPOR1B/040UNVD840/48EC/GR/D	IP65	40	120-277	4000K	5400	4500	140	116	Prm	Std	Sensor
74379	VAPOR1B/040UNVD850/48EC/GR/D	IP65	40	120-277	5000K	5400	4600	137	119	Prm	Std	Sensor
74554	VAPOR1B/040UNVD840/48EC/GR/E	IP65	40	120-277	4000K	5300	4600	139	120	Prm	Std	Emergency
74555	VAPOR1B/040UNVD850/48EC/GR/E	IP65	40	120-277	5000K	5300	4700	137	122	Prm	Std	Emergency
74556	VAPOR1B/040UNVD840/48EC/GR/DE	IP65	40	120-277	4000K	5400	4500	140	116	Prm	Std	Sensor, Emergency
74557	VAPOR1B/040UNVD850/48EC/GR/DE	IP65	40	120-277	5000K	5400	4600	137	119	Prm	Std	Sensor, Emergency
74552	VAPOR1A/050HUV840/48EC/GR	IP65	50	347-480	4000K	5700	-	111	-	Std	-	-
74553	VAPOR1A/050HUV850/48EC/GR	IP65	50	347-480	5000K	5700	-	111	-	Std	-	-
60047	VAPOR2B/040UNVD840/48EC/GR	IP66	40	120-277	4000K	5300	4600	139	120	Prm	-	-
60048	VAPOR2B/040UNVD850/48EC/GR	IP66	40	120-277	5000K	5300	4700	137	122	Prm	-	-
60049	VAPOR2B/040UNVD840/48EC/GR/D	IP66	40	120-277	4000K	5300	4600	139	120	Prm	-	Sensor
60050	VAPOR2B/040UNVD850/48EC/GR/D	IP66	40	120-277	5000K	5300	4700	137	122	Prm	-	Sensor

*LPW per LM79 Report

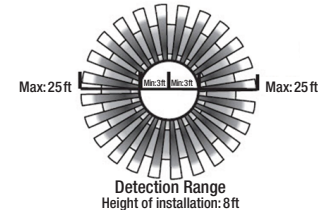
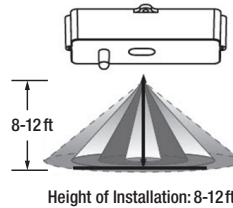
**Std for DLC Standard, Prm for DLC Premium

Options Information

Sensor: Motion and Daylight sensors are both available.

Motion Sensor (Default Setting):

Motion	100% lumen output
≥5min with no motion	30% lumen output
≥60min with no motion	Off



Daylight (Default Setting): 5fc/24H

For customized settings: Purchase remote control separately and refer to the Vapor Tight Remote document LEDLUM015 for further instructions.

Emergency Battery Backup:

Activates when normal power supply to the fixture fails, providing a minimum of 500 lumens for at least 90 minutes.

Accessories and Replacement Parts

Item Number	Ordering Abbreviation	Item Description
74310	VAPOR1A/REMOTE	Vapor Tight Sensor Remote compatible with VAPOR1A
74541	VAPOR1B/REMOTE	Vapor Tight Sensor Remote compatible with VAPOR1B
74744	VAPOR1X/LENS/24D5	2ft Diffused Lens
74538	VAPOR1X/LENS/48D5	4ft Diffused Lens
74448	VAPOR1A/LENS/48EC	4ft Replacement Lens
74920	VAPOR1A/CONN/BL	Tandem Wiring Connector

LEDVANCE LLC

200 Ballardvale Street

Wilmington, MA 01887 USA

Phone 1-800-LIGHTBULB (1-800-544-4828)

www.sylvania.com

SYLVANIA and LEDVANCE are registered trademarks.

All other trademarks are those of their respective owners.

Licensee of product trademark SYLVANIA in general lighting.

Specifications subject to change without notice.

/sylvania

/sylvania

© 2018 LEDVANCE LLC

