

SYLVANIA Luminaires

Wall Pack Cutoff



Product Features

The Wall Pack luminaires are environmentally preferable LED alternatives to traditional HID luminaires, offering up to 77% in energy savings. Ideal in place of traditional luminaires, or as new installations, the Wall Pack series is offered in seven wattages/lumen packages for illuminating building exteriors, outdoor corridors, walkways, and stairwells.

The housing is a perfect fit for replacing existing traditional luminaires and minimizes light pollution through its cut-off design. The luminaires are available with optional photo control. SYLVANIA luminaires assure optimum light engine performance for extended service and rated life ($\geq 150,000$ hours L_{70}).

Wattage Comparison Chart

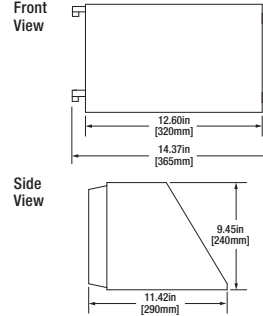
Cutoff Wall Packs (UNV/347)

Traditional Source	Traditional System Wattage	LED System Wattage	Energy Savings
70W HPS	91	30 / 36 / 40	67% / 60% / 56%
100W HPS	120	30 / 36 / 40	75% / 70% / 67%
100W MH	130	30 / 36 / 40	77% / 72% / 69%
70W HPS	91	50 / 55	45% / 40%
100W HPS	120	50 / 55	58% / 54%
100W MH	130	50 / 55	62% / 58%
150W HPS	170	50 / 55	71% / 68%
150W MH	188	50 / 55	73% / 71%
175W MH	210	50 / 55	76% / 74%
175W MH	210	75 / 80	64% / 62%
250W MH	290	75 / 80	74% / 72%
250W HPS	295	75 / 80	75% / 73%

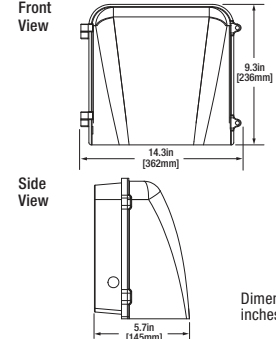
Catalog #	Type
Project	
Notes	
Date	
Prepared by	

Dimensions

Cutoff Wall Pack Generation 1



Cutoff Wall Pack Generation 2



Dimensions in inches (mm).

Specifications

Weight: Gen. 1 – UNV: 16.2lbs (7.4kg) 347V: 17lbs (7.9kg)
Gen. 2 – UNV: 9.9lbs (4.3kg)

Construction: Two-piece cast aluminum alloy housing with powder coat paint finish and a glass lens. The standard color is bronze.

LED System: LED system with a life rating of $\geq 150,000$ hours at L_{70} @25°C. Luminaire efficacy up to 135 LPW.

Electrical: Offered in 30, 36, 50, and 75 Watts, the luminaire is designed to operate through the 120-277 V_{AC} universal voltage range. Offered in 40, 55, and 80 Watts, the luminaire is designed to operate at the 347V_{AC} voltage range. The LED driver has a 4kV inherent surge suppression and is a constant current device, meeting UL1310 and UL48 Class 2 with built-in over temperature protection. The power factor is $\geq 90\%$ and THD is $\leq 20\%$.

Color Characteristics: CRI >70; CCT of 4000K or 5000K.

Optics: Cutoff distribution with a flat tempered glass lens.

Options Available: Photocontrol, Emergency Battery Backup (MTO).

Installation: Luminaire mounts to exterior wall. External controls can be added through existing knockouts.

Operating Temperature: -40°F to +104°F (-40°C to +40°C)
EM: +32°F to +104°F (0°C to +40°C).

Listings: cULus listed to UL1598 standards for wet locations.

Warranty: Standard 5-year luminaire warranty (LEDLUM001).

Note: Specifications subject to change without notice. IES files available online.



*DLC Premium only applicable on 2C versions

Ordering Guide

Item Number:

WALPAK	XX	/	XXX	XXX	7	XX	/	CO	/	BZ	/	X
Product	Generation		Wattage (UNV)	Voltage	CRI	Color Temp (CCT)		Optics		Color/Finish		Options
Name	1C		030 = 30 Watts	UNV = 120-277V	7 = >70	40 = 4000K*		CO = Cutoff Distribution		BZ = Bronze		Blank = No Option
WALPAK	2C		036 = 36 Watts	347 = 347V		50 = 5000K						P = Photocontrol*
			050 = 50 Watts									E = Emergency**
			075 = 75 Watts									
			Wattage (347V)									
			040 = 40 Watts									
			055 = 55 Watts									
			080 = 80 Watts									

* Available in UNV only
** Made to order (MTO); Available in 50W UNV only

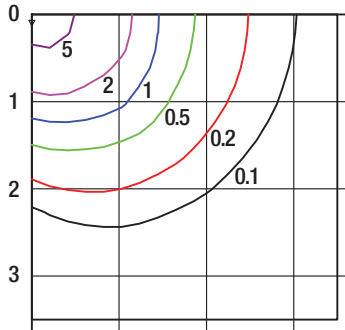
LEDLUM004R9 10-17



Photometric Data (UNV/347V)

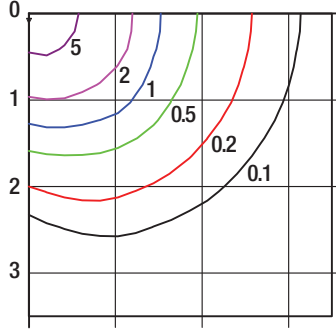
WALPAK2C/030UNV740/CO/BZ

Isofootcandle Lines at 15' Mounting Height



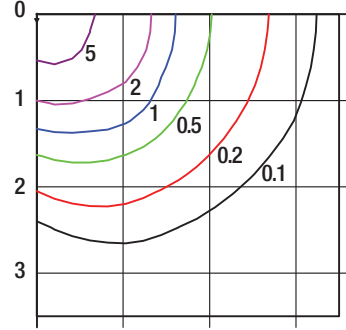
WALPAK2C/050UNV740/CO/BZ

Isofootcandle Lines at 18' Mounting Height



WALPAK2C/075UNV740/CO/BZ

Isofootcandle Lines at 20' Mounting Height



For other mounting heights apply the following multipliers:

Mounting Height	12'	15'	18'	20'	22'
Multiplier	1.56	1.00	0.69	0.56	0.46

Mounting Height	15'	18'	20'	22'	25'
Multiplier	1.44	1.00	0.81	0.67	0.52

Mounting Height	15'	18'	20'	22'	25'
Multiplier	1.78	1.23	1.00	0.83	0.64

Ordering Information

Item Number	Ordering Abbreviation	Power (W)	Input Voltage	CRI	Color Temp (CCT)	Distribution	Total Fixture Lumens	LPW*	DLC**	BUG Rating	Options
74186	WALPAK1C/036UNV740/CO/BZ	36	120-277V	>70	4000K	Cutoff	3300	92	Std	B1-U0-G1	-
74189	WALPAK1C/036UNV750/CO/BZ	36	120-277V	>70	5000K	Cutoff	2900	82	-	B1-U0-G1	-
74187	WALPAK1C/050UNV740/CO/BZ	50	120-277V	>70	4000K	Cutoff	5200	107	Std	B2-U0-G1	-
74190	WALPAK1C/050UNV750/CO/BZ	50	120-277V	>70	5000K	Cutoff	5000	102	Std	B2-U0-G1	-
74191	WALPAK1C/075UNV750/CO/BZ	75	120-277V	>70	5000K	Cutoff	6400	88	-	B2-U0-G1	-
74210	WALPAK1C/036UNV740/CO/BZ/P	36	120-277V	>70	4000K	Cutoff	3300	92	Std	B1-U0-G1	Photocontrol
74213	WALPAK1C/036UNV750/CO/BZ/P	36	120-277V	>70	5000K	Cutoff	2900	82	-	B1-U0-G1	Photocontrol
74211	WALPAK1C/050UNV740/CO/BZ/P	50	120-277V	>70	4000K	Cutoff	5200	107	Std	B2-U0-G1	Photocontrol
74214	WALPAK1C/050UNV750/CO/BZ/P	50	120-277V	>70	5000K	Cutoff	5000	102	Std	B2-U0-G1	Photocontrol
74212	WALPAK1C/075UNV740/CO/BZ/P	75	120-277V	>70	4000K	Cutoff	6600	91	-	B2-U0-G1	Photocontrol
74215	WALPAK1C/075UNV750/CO/BZ/P	75	120-277V	>70	5000K	Cutoff	6400	88	-	B2-U0-G1	Photocontrol
72993	WALPAK1C/040347750/CO/BZ	40	347V	>70	5000K	Cutoff	4500	107	Std	B1-U0-G1	-
72994	WALPAK1C/055347750/CO/BZ	55	347V	>70	5000K	Cutoff	5500	101	Std	B2-U0-G1	-
72995	WALPAK1C/080347750/CO/BZ	80	347V	>70	5000K	Cutoff	8900	113	Std	B2-U0-G1	-
74497	WALPAK1C/050UNV840/CO/BZ/E (MTO)	50	120-277V	>70	4000K	Cutoff	5200	107	Std	B2-U0-G1	Emergency Battery Backup
74498	WALPAK1C/050UNV850/CO/BZ/E (MTO)	50	120-277V	>70	5000K	Cutoff	5000	102	Std	B2-U0-G1	Emergency Battery Backup
74912	WALPAK2C/030UNV740/CO/BZ	30	120-277V	>70	4000K	Cutoff	3800	135	Prm	B2-U1-G1	-
74915	WALPAK2C/030UNV750/CO/BZ	30	120-277V	>70	5000K	Cutoff	3800	135	Prm	B2-U1-G1	-
74913	WALPAK2C/050UNV740/CO/BZ	50	120-277V	>70	4000K	Cutoff	6200	126	Prm	B2-U1-G2	-
74916	WALPAK2C/050UNV750/CO/BZ	50	120-277V	>70	5000K	Cutoff	6300	128	Prm	B2-U1-G2	-
74914	WALPAK2C/075UNV740/CO/BZ	75	120-277V	>70	4000K	Cutoff	9000	120	Prm	B3-U1-G2	-
74917	WALPAK2C/075UNV750/CO/BZ	75	120-277V	>70	5000K	Cutoff	9100	121	Prm	B3-U1-G2	-

*LPW per LM79 report.

**Prm for DLC Premium; Std for DLC Standard

For further information and to learn more about utility rebates, contact your local SYLVANIA sales representative.

Options Information

Emergency Battery Backup:

Activates when normal power supply to fixture fails, providing a minimum of 500 lumens for at least 90 minutes.

Accessories and Replacement Parts

Item Number	Ordering Abbreviation	Item Description
74396	WALPAK1C/LENS/BZ	Replacement Lens with Frame

LEDVANCE LLC

200 Ballardvale Street

Wilmington, MA 01887 USA

Phone 1-800-LIGHTBULB (1-800-544-4828)

www.sylvania.com

SYLVANIA and LEDVANCE are registered trademarks.

All other trademarks are those of their respective owners.

Licensee of product trademark SYLVANIA in general lighting.

Specifications subject to change without notice.



/sylvania



/sylvania

