

SYLVANIA Luminaires

UltraLED™ CCT and Lumen Selectable Wrap

Application

Offered in two high efficacy wattage packages and one lumen selectable package, these CCT selectable fixtures provide increased energy savings as well as greater design flexibility when compared to traditional sources. The UltraLED wrap luminaire is ideal in retail, manufacturing, warehouse, office, and educational environments.

Benefits and Features

- Diffuse acrylic lens delivers smooth, even illumination
- CCT selectable (3500K, 4000K or 5000K color temperature)
- Lumen selectable (22, 28, 34 or 44 watt) or dedicated 22W and 68W versions available for rebate and high wattage opportunities
- Innovative lens design eliminates LED pixilation and light-leaks on all sides of the fixture while still enabling simple, toolless removal of the lens during installation
- Internally mounted motion/daylight sensor and battery back up options increase the versatility of this product line
- DLC Premium listing maximizes rebate opportunities
- Up to 130 LPW
- CRI >80
- Energy savings up to 43%
- Optional 8W battery back-up on 4' products provides 1000 lumens for 90 minutes

Electrical

- 120-277VAC
- 12V auxiliary output
- Power factor >90%
- THD <20%
- 0-10V dimmable down to 10%
- UL damp rated

Rated Life

- 100,000 hours (L₇₀)

Warranty

- 5-year

Ambient Operating Range

- -4°F to +104°F (-20°C to +40°C)

Item #
Type
Project
Notes
Date



Wattage Comparison

Size	Traditional Source	Traditional System Wattage	LED System Wattage	Energy Savings
2'	1x32W Fluorescent	28	22	21%
4'	1x32W Fluorescent	28	22	21%
4'	2x28W Fluorescent	49	28	43%
4'	2x28W Fluorescent	49	34	31%
4'	2x32W Fluorescent	56	44	21%
4'	2x54W Fluorescent	87	68	22%

Certifications and Listings

- cULus
- RoHS
- FCC
- DLC Premium

Installation

- Luminaire can be surface mounted or suspended via included V-hook
- Optional joiner bracket facilitates end-to-end mounting



Ordering Guide

WRAP	2A	/ X	XXX	UNV	D	8	SC7	/ XX	U	/ WH	/ XX
Product Name	Generation	Lumen	Wattage	Voltage	Dimming	CRI	Color Temp	Length	Mounting	Color/Finish	Options
WRAP = Wrap	2A = Generation	Selectability	022 = 22 Watts	UNV =	D = 0-10V	8 = >80	SC7 = Selectable	24 = 24"	U = Universal	WH = White	blank = No option
Luminaire	2A	S = Lumen selectable blank = Fixed wattage	044 = 44 Watts 068 = 68 Watts	120-277V	dimming		CCT of 3500K, 4000K or 5000K	48 = 48"	mounting		D = Motion/daylight sensor E = Emergency battery back-up DE = Motion/daylight sensor + emergency battery back-up

Ordering Information

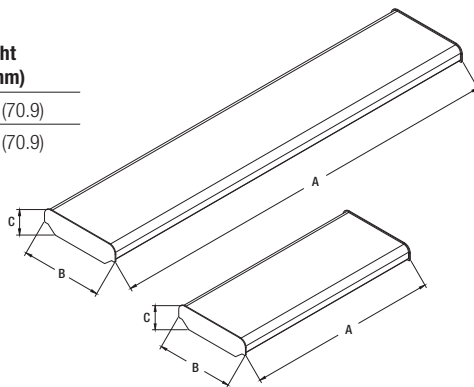
Item Number	Ordering Abbreviation	Power (W)	Input Voltage (V)	Dimming	CRI	Color Temp	Size	Total Fixture Lumens	LPW	DLC	Options	MTO*
62176	WRAP2A/022UNVD8SC7/24U/WH	22	120-277	0-10V	>80	3500K, 4000K or 5000K Selectable	2ft	2860	130	Prm	–	–
62177	WRAP2A/022UNVD8SC7/48U/WH	22	120-277	0-10V	>80	3500K, 4000K or 5000K Selectable	4ft	2860	130	Prm	–	–
62178	WRAP2A/S044UNVD8SC7/48U/WH	22, 28, 34, 44	120-277	0-10V	>80	3500K, 4000K or 5000K Selectable	4ft	2860/3640/4420/5720	130	Prm	–	–
62179	WRAP2A/068UNVD8SC7/48U/WH	68	120-277	0-10V	>80	3500K, 4000K or 5000K Selectable	4ft	8840	130	Prm	–	–
65603	WRAP2A/022UNVD8SC7/24U/WH/D	22	120-277	0-10V	>80	3500K, 4000K or 5000K Selectable	2ft	2860	130	Prm	Motion/Daylight Sensor	MTO
65604	WRAP2A/022UNVD8SC7/48U/WH/D	22	120-277	0-10V	>80	3500K, 4000K or 5000K Selectable	4ft	2860	130	Prm	Motion/Daylight Sensor	MTO
65605	WRAP2A/S044UNVD8SC7/48U/WH/D	22, 28, 34, 44	120-277	0-10V	>80	3500K, 4000K or 5000K Selectable	4ft	2860/3640/4420/5720	130	Prm	Motion/Daylight Sensor	MTO
65606	WRAP2A/068UNVD8SC7/48U/WH/D	68	120-277	0-10V	>80	3500K, 4000K or 5000K Selectable	4ft	8840	130	Prm	Motion/Daylight Sensor	MTO
65607	WRAP2A/022UNVD8SC7/48U/WH/E	22	120-277	0-10V	>80	3500K, 4000K or 5000K Selectable	4ft	2860	130	Prm	Emergency Battery Back-up**	MTO
65608	WRAP2A/S044UNVD8SC7/48U/WH/E	22, 28, 34, 44	120-277	0-10V	>80	3500K, 4000K or 5000K Selectable	4ft	2860/3640/4420/5720	130	Prm	Emergency Battery Back-up**	MTO
65609	WRAP2A/068UNVD8SC7/48U/WH/E	68	120-277	0-10V	>80	3500K, 4000K or 5000K Selectable	4ft	8840	130	Prm	Emergency Battery Back-up**	MTO
65610	WRAP2A/022UNVD8SC7/48U/WH/DE	22	120-277	0-10V	>80	3500K, 4000K or 5000K Selectable	4ft	2860	130	Prm	Motion/Daylight Sensor + Emergency Battery Back-up**	MTO
65611	WRAP2A/S044UNVD8SC7/48U/WH/DE	22, 28, 34, 44	120-277	0-10V	>80	3500K, 4000K or 5000K Selectable	4ft	2860/3640/4420/5720	130	Prm	Motion/Daylight Sensor + Emergency Battery Back-up**	MTO
65612	WRAP2A/068UNVD8SC7/48U/WH/DE	68	120-277	0-10V	>80	3500K, 4000K or 5000K Selectable	4ft	8840	130	Prm	Motion/Daylight Sensor + Emergency Battery Back-up**	MTO

*Made To Order

**Emergency Battery back-up provides 1000 lumens for a period of 90 minutes

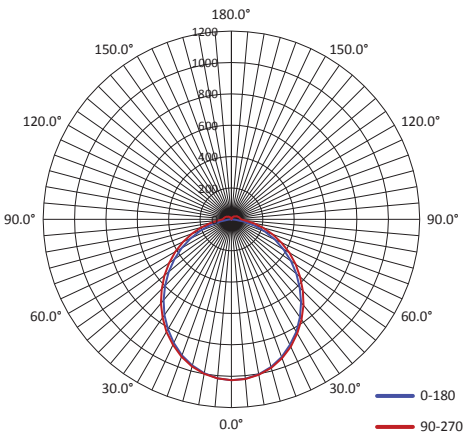
Physical Information

Lamp Description	(A) Length in (mm)	(B) Width in (mm)	(C) Height in (mm)
2' Versions	23.9 (607)	9.37 (238)	2.79 (70.9)
4' Versions	47.9 (1216.7)	9.37 (238)	2.79 (70.9)

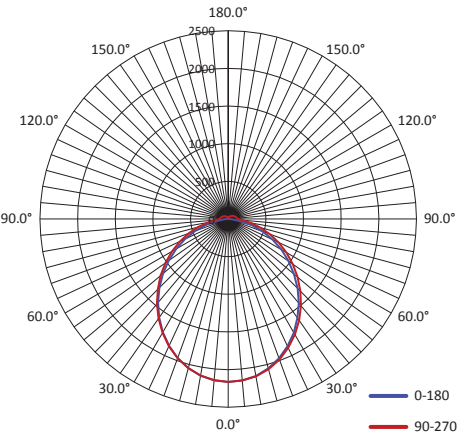


Photometric Information

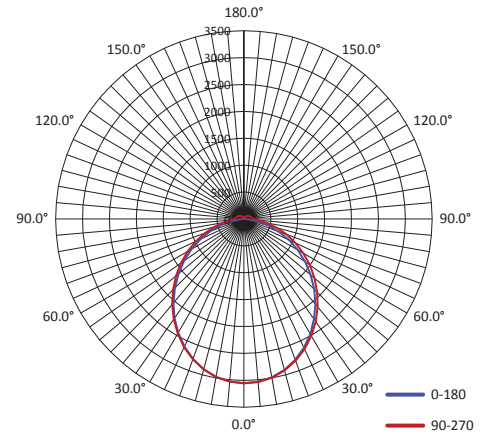
22W



44W

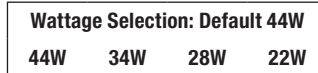


68W



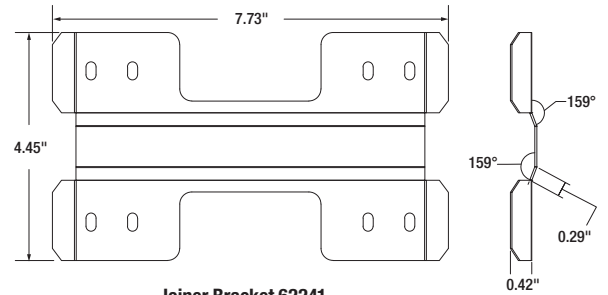
Selector Switches

- CCT Switch can be set to 3500K, 4000K or 5000K
 - Default setting is 4000K
- Wattage Selector can be set to 22, 28, 34 or 44 watts
 - Default setting is 44 watts



Accessories

Item Number	Ordering Abbreviation	Item Description
62241	WRAP2A/JOINBRKT	End-to-End Joiner Bracket
60105	HIBAY2A/REMOTE	Standard Remote Control for Sensor
65305	STRIP2A/REMOTE	Remote Control with Digital Readout for Sensor
60573	LNHIBA2A/CHAINMT	Chain Mount (5 foot, 1 pair)
60574	LNHIBA2A/ACCABLEMT	Cable Mount (5 foot, 1 pair)



Joiner Bracket 62241

DLC Product ID

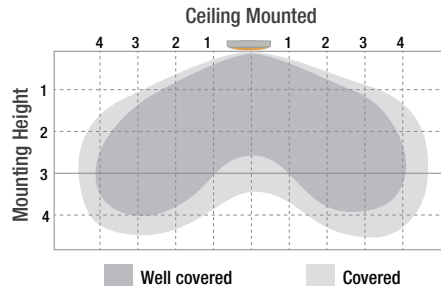
Item Number	Ordering Abbreviation	Linear Ambient	Low Bay	Stairwell and Passageway
62176	WRAP2A/022UNVD8SC7/24U/WH	PLNZQA34E42B		
65603	WRAP2A/022UNVD8SC7/24U/WH/D	PLNZQA34E42B		PLSQPNYBALJ8
62177	WRAP2A/022UNVD8SC7/48U/WH	PLHHNC71KY5B		
65604	WRAP2A/022UNVD8SC7/48U/WH/D	PLHHNC71KY5B		PL6Z5YYNTNGH
65607	WRAP2A/022UNVD8SC7/48U/WH/E	PLHHNC71KY5B		
65610	WRAP2A/022UNVD8SC7/48U/WH/DE	PLHHNC71KY5B		PL6Z5YYNTNGH
62178	WRAP2A/S044UNVD8SC7/48U/WH	PLOBVWFNUWDS	PLFGMABHQ51T	
65605	WRAP2A/S044UNVD8SC7/48U/WH/D	PLOBVWFNUWDS	PLFGMABHQ51T	PLMWQ61EYIIN
65608	WRAP2A/S044UNVD8SC7/48U/WH/E	PLOBVWFNUWDS	PLFGMABHQ51T	
65611	WRAP2A/S044UNVD8SC7/48U/WH/DE	PLOBVWFNUWDS	PLFGMABHQ51T	PLMWQ61EYIIN
62179	WRAP2A/068UNVD8SC7/48U/WH	PL518WI9GZGT	PLA5D9IEW1VQ	
65606	WRAP2A/068UNVD8SC7/48U/WH/D	PL518WI9GZGT	PLA5D9IEW1VQ	PLIBJ40B8JLA
65609	WRAP2A/068UNVD8SC7/48U/WH/E	PL518WI9GZGT	PLA5D9IEW1VQ	
65612	WRAP2A/068UNVD8SC7/48U/WH/DE	PL518WI9GZGT	PLA5D9IEW1VQ	PLIBJ40B8JLA

Sensor Options Information

Default Sensor DIP Switch Settings

Detection Area: 100%
Hold Time: 5 minutes
Daylight Threshold: 50 Lux
Stand-by Period: 60 minutes
Stand-by Dimming: 30%


Detection Range



Typical installation height 2.5-4m; units are shown in meters.

This figure indicates the maximum distance at the highest mounting height with 100% sensitivity.

DIP Switch Settings



● Switch UP

○ Switch DOWN

●	100%
○	50%

Detection area

In this area, movement will be detected and able to trigger the sensor. 100% detection area is also known as the strong sensitivity.

●	●	10s
●	○	1min
○	●	5min
○	○	10min

Hold-time

The period of light keeping 100% brightness after moving objects leave the detection area.

●	●	Disable
●	○	50lux
○	●	30lux
○	○	10lux

Daylight threshold

Definition of the ambient brightness; only when the ambient brightness is lower than the preset specific lux amount, the sensor will work; when it's preset as "disable", the sensor works everytime it detects motion regardless the ambient brightness.

●	●	1min
●	○	30min
○	●	60min
○	○	+∞

Stand-by period

The period of light keeping low output before it's completely switched off. When it's preset as "∞", the light always keep at low output if no movement in the detection area and doesn't turn off.

●	●	10%
●	○	20%
○	●	30%
○	○	50%

Stand-by dimming level

The definition of low output in the standby period.

LEDVANCE LLC
 200 Ballardvale Street
 Wilmington, MA 01887 USA
 Phone 1-800-LIGHTBULB (1-800-544-4828)
 www.sylvania.com

Name: _____

Email: _____

Phone: _____

SYLVANIA and LEDVANCE are registered trademarks.
 All other trademarks are those of their respective owners.
 Licensee of product trademark SYLVANIA in general lighting.
 Specifications subject to change without notice.

