

# SYLVANIA Luminaires

## UltraLED™ Ultrasonic Stairwell

### Application

The UltraLED Ultrasonic Stairwell fixtures provide the ultimate in flexibility for stairwell and hallway applications. Featuring an ultrasonic motion sensor for high resolution motion detection, these fixtures can be adjusted for the optimal light output as well as the ideal color temperature for the installation. Available in 2-foot or 4-foot lengths, the UltraLED Ultrasonic Stairwell products will meet the needs of any stairwell or hallway application.

### Benefits and Features

- Ultrasonic sensor for optimal motion detection in stairwell applications
- Both 2-foot and 4-foot models provide selectable CCTs of 3500, 4000 or 5000K
- 2-foot models feature selectable wattages of 20, 25 or 30 watts
- 4-foot models feature selectable wattages of 30, 35 or 45 watts
- Ribbed polycarbonate lens and powder coated metal body
- Optional 10W Emergency Battery Back-up
- Up to 121 LPW
- CRI >80

### Electrical

- 120-277V<sub>AC</sub>
- Power factor >90%
- THD <20%
- 0-10V dimming down to 10%

### Rated Life

- 150,000 hours (L<sub>70</sub>) @25°C

### Warranty

- 5-year

### Ambient Operating Range

- -4°F to 122°F (-20°C to 50°C)
- 32°F to 122°F (0°C to 50°C) with EMBB

Item #
Type
Project
Notes
Date



### Wattage Comparison

Size	Traditional Source	Traditional System Wattage	LED System Wattage	Energy Savings
2'	1x32 fluorescent	28	20	29%
2'	2x28 fluorescent	49	25	49%
2'	2x32 fluorescent	56	30	46%
4'	2x32 fluorescent	56	30	46%
4'	2x32 fluorescent	56	35	38%
4'	2x54 fluorescent	87	45	48%

### Certifications and Listings

- cULus
- UL Damp Rated
- RoHS
- FCC
- DLC

### Installation

- Wall or ceiling mount
- Mounting template included
- Wattage selection by sliding switch on side of LED driver
- CCT selection by sliding CCT selector switch



## Ordering Guide

STAIR	1A	/ SXX	UNV	D	8	SC7	/ XX	S	/ WH	/ US	E
Product Name	Generation	Wattage	Voltage	Dimming	CRI	Color Temp	Length	Mounting	Color/Finish	Options	EMBB
STAIR =	1A = Generation 1A	S30 = 20, 25 or 30 watt selectable	UNV =	D = 0-10V	8 = >80	SC7 = selectable	24 = 24" 48 = 48"	S = surface mount	WH = White	US = Ultrasonic Sensor	
Stairwell Luminaire		S45 = 30, 35 or 45 watt selectable	120-277V			3500, 4000 or 5000K CCT selectable					

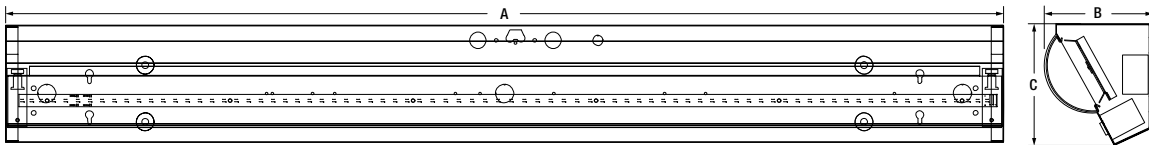
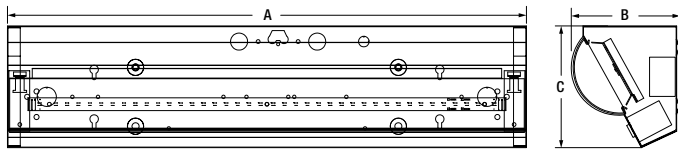
## Ordering Information

Item Number	Ordering Abbreviation	Power (W)	Input Voltage (V)	Dimming	CRI	Color Temp	Total Fixture Lumens	LPW	Options	DLC
65583	STAIR1A/S30UNVD8SC7/24S/WH/US	20/25/30	120-277V	0-10V	>80	3500/4000/5000K	2500/3100/3630	121	Ultrasonic Bilevel Sensor	Prm
62277	STAIR1A/S30UNVD8SC7/24S/WH/USE	20/25/30	120-277V	0-10V	>80	3500/4000/5000K	2500/3100/3630	121	Ultrasonic Bilevel Sensor, EMBB*	Prm
65584	STAIR1A/S45UNVD8SC7/48S/WH/US	30/35/45	120-277V	0-10V	>80	3500/4000/5000K	3750/4340/5445	121	Ultrasonic Bilevel Sensor	Prm
62278	STAIR1A/S45UNVD8SC7/48S/WH/USE	30/35/45	120-277V	0-10V	>80	3500/4000/5000K	3750/4340/5445	121	Ultrasonic Bilevel Sensor, EMBB*	Prm

\*Emergency Battery provides 1000 lumens for 90 minutes

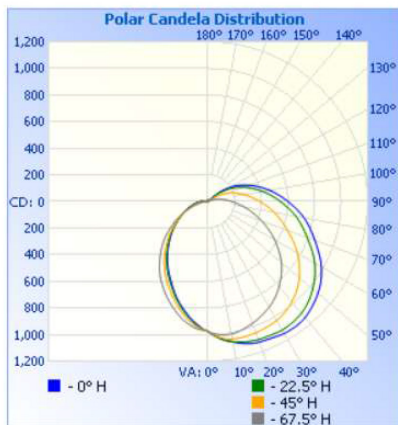
## Physical Information

Lamp Description	(A) Length in (mm)	(B) Width in (mm)	(C) Height in (mm)
2' Models	23.9 (607)	4.9 (124.5)	5.6 (142.2)
4' Models	47.9 (1216.7)	4.9 (124.5)	5.6 (142.2)



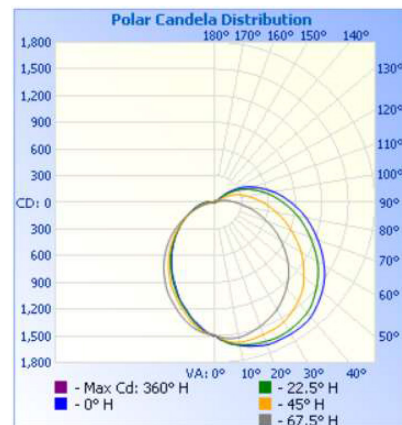
## Photometric Information

2-foot fixture at 30W




Vertical spread: 124.1 Horizontal spread: 106.0

4-foot fixture at 45W



Vertical spread: 125.3 Horizontal spread: 107.7

## Ultrasonic Sensor Programming



### Trimpots

**Trimpot #1** on left adjusts motion detection range and sensitivity. There are three settings: low, medium, and high. Turn clockwise to increase sensitivity, turn counterclockwise to decrease sensitivity.

**Trimpot #2** on right adjusts time delay. Time delay (the amount of time the fixture remains at 100% output after motion stops) can be set to 1 minute, 5 minutes, or 20 minutes\*. Turn clockwise to increase time delay, turn counterclockwise to decrease time delay.

### Test Button

**Test Button** sets the time delay to five seconds and runs for 5 minutes. LED flashes 2 times to indicate the Test Mode has started. This enables testing of the sensitivity and dimming levels. After 5 minutes (or by pushing the Test Mode button again), LED flashes 3 times and the sensor returns to the selected Trimpot time delay setting.

### Start-Up

Upon initial power up, the sensor will turn on to 100% and then dim to OFF after 20 seconds. After that, it will run based on the programmed time delay and dim level.

### Dimming Level\*

DIP Switch 1	DIP Switch 2	DIM Level
Off	Off	Off
Off	On	10%
On	Off	25%
On	On	50%

\*After the time delay, the fixture will dim to the programmed level and will remain at that level until motion is detected again.

LEDVANCE LLC  
200 Ballardvale Street  
Wilmington, MA 01887 USA  
Phone 1-800-LIGHTBULB (1-800-544-4828)  
www.sylvania.com

SYLVANIA and LEDVANCE are registered trademarks.  
All other trademarks are those of their respective owners.  
Licensee of product trademark SYLVANIA in general lighting.  
Specifications subject to change without notice.

 /sylvania  /sylvania

Name:	_____
Email:	_____
Phone:	_____

