

# SYLVANIA Luminaires

## ValueLED™ Area Light

### Application

The SYLVANIA ValueLED Area Light luminaires are the perfect alternative to traditional lighting technologies, offering a variety of solutions to illuminate parking lots, parking garage roofs and general area lighting.

### Benefits and Features

- Integrated 7 pin photocontrol receptacle compatible with Standard NEMA photo cell or 5 pin and 7 pin controllers. Shorting cap included.
- DLC Premium listed to maximize rebate opportunities
- IP65 rated body offered in a modern and sleek design
- 5 different mounting options available
- Up to 130 LPW
- 3000K, 4000K and 5000K color temperatures
- CRI >70
- Offered in 80, 100, 150, 200, 240, and 300 watts
- Type II, III, IV, V distribution offered
- Energy savings up to 73%

### Electrical

- 120-277VAC AND 347-480VAC (please see Ordering Information for further details)
- Power Factor >90%
- THD <20%
- 0-10V dimmable
- Replaceable 10KV surge suppressor

### Rated Life

- 150,000 hours (L<sub>70</sub>) @25°C

### Warranty

- 5-year

### Ambient Operating Range

- -40°F to +113°F (-40°C to +45°C)

### Certifications and Listings

- cULus listed to UL1598 standards, wet location and IP65 rated
- RoHS
- FCC
- DLC Premium
- MTO

Item #
Type
Project
Notes
Date



Shown with yoke



Shown with slip fitter mount

### Wattage Comparison

Traditional Source	Traditional System Wattage	LED System Wattage	Energy Savings
100W HPS	120	80	33%
100W MH	130	80	38%
150W HPS	170	80	53%
150W MH	188	80	57%
175W MH	210	80	62%
175W MH	210	100	52%
250W MH	290	100	66%
250W HPS	295	100	66%
250W MH	290	150	48%
250W HPS	295	150	49%
320W MH	370	150	59%
400W HPS	460	200	57%
400W MH	450	200	56%
750W HPS	820	240	71%
750W MH	840	240	71%
750W HPS	820	300	63%
750W MH	840	300	64%
1000W MH	1080	300	72%
1000W HPS	1100	300	73%

### Installation

- Fixture mounting options include: pole mount, wall mount, trunnion mount, yoke mount, and slip fitter mount for 2-1/8" to 2-3/8" tenon
- Mounting accessories sold separately



## Ordering Guide


AREAFLD	2A	/	XXX	XXX	D	7	XX	/	TX	/	BZ	/	X
Product Name	Generation		Wattage	Voltage	Dimming	CRI	Color Temp		Distribution		Color / Finish		Options
AREAFLD =	2A = Generation 2A		080 = 80 Watts	UNV = 120-277V	D = 0-10V	CRI = >70	30 = 3000K		T2 = Type II		BZ = Bronze		Blank = no options
Area Floodlight			100 = 100 Watts	HUV = 347-480V	Dimming		40 = 4000K		T3 = Type III				D = Motion/Daylight
Luminaire			150 = 150 Watts				50 = 5000K		T4 = Type IV				Sensor
			200 = 200 Watts						T5 = Type V				
			240 = 240 Watts										
			300 = 300 Watts										

## Ordering Information

Item Number	Ordering Abbreviation	Wattage (W)	Input Voltage (V)	Dimming		CRI	Color Temperature (CCT)	Distribution	Total Fixture Lumens	LPW	DLC	MTO*
62182	AREAFLD2A/080UNVD730/T3/BZ	80	120-277	0-10V	70	3000K	Type III	9650	121	Prm	-	
61946	AREAFLD2A/080UNVD740/T2/BZ	80	120-277	0-10V	70	4000K	Type II	10,300	129	Prm	MTO	
61948	AREAFLD2A/080UNVD740/T2/BZ/D	80	120-277	0-10V	70	4000K	Type II	10,300	129	Prm	MTO	
61947	AREAFLD2A/080UNVD750/T2/BZ	80	120-277	0-10V	70	5000K	Type II	10,300	129	Prm	MTO	
61949	AREAFLD2A/080UNVD750/T2/BZ/D	80	120-277	0-10V	70	5000K	Type II	10,300	129	Prm	MTO	
65248	AREAFLD2A/080UNVD740/T3/BZ	80	120-277	0-10V	70	4000K	Type III	10,380	130	Prm	-	
61916	AREAFLD2A/080UNVD740/T3/BZ/D	80	120-277	0-10V	70	4000K	Type III	10,380	130	Prm	MTO	
65251	AREAFLD2A/080UNVD750/T3/BZ	80	120-277	0-10V	70	5000K	Type III	10,490	130	Prm	-	
61919	AREAFLD2A/080UNVD750/T3/BZ/D	80	120-277	0-10V	70	5000K	Type III	10,490	130	Prm	MTO	
61917	AREAFLD2A/080UNVD740/T4/BZ/D	80	120-277	0-10V	70	4000K	Type IV	10,380	130	Prm	MTO	
65249	AREAFLD2A/080UNVD740/T4/BZ	80	120-277	0-10V	70	4000K	Type IV	10,380	130	Prm	-	
65252	AREAFLD2A/080UNVD750/T4/BZ	80	120-277	0-10V	70	5000K	Type IV	10,490	130	Prm	-	
61920	AREAFLD2A/080UNVD750/T4/BZ/D	80	120-277	0-10V	70	5000K	Type IV	10,490	130	Prm	MTO	
65250	AREAFLD2A/080UNVD740/T5/BZ	80	120-277	0-10V	70	4000K	Type V	10,380	130	Prm	-	
61918	AREAFLD2A/080UNVD740/T5/BZ/D	80	120-277	0-10V	70	4000K	Type V	10,380	130	Prm	MTO	
65253	AREAFLD2A/080UNVD750/T5/BZ	80	120-277	0-10V	70	5000K	Type V	10,490	130	Prm	-	
61921	AREAFLD2A/080UNVD750/T5/BZ/D	80	120-277	0-10V	70	5000K	Type V	10,490	130	Prm	MTO	
62189	AREAFLD2A/100UNVD730/T2/BZ	100	120-277	0-10V	70	3000K	Type II	12,000	120	Prm	MTO	
62190	AREAFLD2A/100UNVD730/T3/BZ	100	120-277	0-10V	70	3000K	Type III	12,000	120	Prm	MTO	
62191	AREAFLD2A/100UNVD730/T4/BZ	100	120-277	0-10V	70	3000K	Type IV	12,000	120	Prm	MTO	
62183	AREAFLD2A/100UNVD730/T5/BZ	100	120-277	0-10V	70	3000K	Type V	12,000	120	Prm	-	
61950	AREAFLD2A/100UNVD740/T2/BZ	100	120-277	0-10V	70	4000K	Type II	12,430	124	Prm	MTO	
61952	AREAFLD2A/100UNVD740/T2/BZ/D	100	120-277	0-10V	70	4000K	Type II	12,430	124	Prm	MTO	
65290	AREAFLD2A/100UNVD740/T3/BZ	100	120-277	0-10V	70	4000K	Type III	12,530	125	Prm	-	
61928	AREAFLD2A/100UNVD740/T3/BZ/D	100	120-277	0-10V	70	4000K	Type III	12,530	130	Prm	MTO	
65291	AREAFLD2A/100UNVD740/T4/BZ	100	120-277	0-10V	70	4000K	Type IV	12,530	125	Prm	-	
61929	AREAFLD2A/100UNVD740/T4/BZ/D	100	120-277	0-10V	70	4000K	Type IV	12,530	130	Prm	MTO	
65292	AREAFLD2A/100UNVD740/T5/BZ	100	120-277	0-10V	70	4000K	Type V	12,530	125	Prm	-	
61930	AREAFLD2A/100UNVD740/T5/BZ/D	100	120-277	0-10V	70	4000K	Type V	12,530	130	Prm	MTO	
61951	AREAFLD2A/100UNVD750/T2/BZ	100	120-277	0-10V	70	5000K	Type II	12,430	124	Prm	MTO	
61953	AREAFLD2A/100UNVD750/T2/BZ/D	100	120-277	0-10V	70	5000K	Type II	12,430	124	Prm	MTO	
65293	AREAFLD2A/100UNVD750/T3/BZ	100	120-277	0-10V	70	5000K	Type III	12,690	126	Prm	-	
61931	AREAFLD2A/100UNVD750/T3/BZ/D	100	120-277	0-10V	70	5000K	Type III	12,690	130	Prm	MTO	
65294	AREAFLD2A/100UNVD750/T4/BZ	100	120-277	0-10V	70	5000K	Type IV	12,690	126	Prm	-	
61932	AREAFLD2A/100UNVD750/T4/BZ/D	100	120-277	0-10V	70	5000K	Type IV	12,690	130	Prm	MTO	
65295	AREAFLD2A/100UNVD750/T5/BZ	100	120-277	0-10V	70	5000K	Type V	12,690	126	Prm	-	
61933	AREAFLD2A/100UNVD750/T5/BZ/D	100	120-277	0-10V	70	5000K	Type V	12,690	130	Prm	MTO	
62192	AREAFLD2A/100HUV730/T2/BZ	100	347-480	0-10V	70	3000K	Type II	12,000	120	Prm	MTO	
62193	AREAFLD2A/100HUV730/T3/BZ	100	347-480	0-10V	70	3000K	Type III	12,000	120	Prm	MTO	
62194	AREAFLD2A/100HUV730/T4/BZ	100	347-480	0-10V	70	3000K	Type IV	12,000	120	Prm	MTO	
62195	AREAFLD2A/100HUV730/T5/BZ	100	347-480	0-10V	70	3000K	Type V	12,000	120	Prm	MTO	
61976	AREAFLD2A/100HUV740/T2/BZ	100	347-480	0-10V	70	4000K	Type II	12,500	125	Prm	MTO	
61752	AREAFLD2A/100HUV740/T3/BZ	100	347-480	0-10V	70	4000K	Type III	12,530	125	Prm	MTO	
61753	AREAFLD2A/100HUV740/T4/BZ	100	347-480	0-10V	70	4000K	Type IV	12,530	125	Prm	MTO	
61754	AREAFLD2A/100HUV740/T5/BZ	100	347-480	0-10V	70	4000K	Type V	12,530	125	Prm	MTO	
61977	AREAFLD2A/100HUV750/T2/BZ	100	347-480	0-10V	70	5000K	Type II	12,500	125	Prm	MTO	
61755	AREAFLD2A/100HUV750/T3/BZ	100	347-480	0-10V	70	5000K	Type III	12,690	126	Prm	MTO	
61756	AREAFLD2A/100HUV750/T4/BZ	100	347-480	0-10V	70	5000K	Type IV	12,690	126	Prm	MTO	
61757	AREAFLD2A/100HUV750/T5/BZ	100	347-480	0-10V	70	5000K	Type V	12,690	126	Prm	MTO	
62203	AREAFLD2A/150UNVD730/T2/BZ	150	120-277	0-10V	70	3000K	Type II	18,000	120	Prm	MTO	
62184	AREAFLD2A/150UNVD730/T3/BZ	150	120-277	0-10V	70	3000K	Type III	18,000	120	Prm	-	
62204	AREAFLD2A/150UNVD730/T4/BZ	150	120-277	0-10V	70	3000K	Type IV	18,000	120	Prm	MTO	
62205	AREAFLD2A/150UNVD730/T5/BZ	150	120-277	0-10V	70	3000K	Type V	18,000	120	Prm	MTO	
61954	AREAFLD2A/150UNVD740/T2/BZ	150	120-277	0-10V	70	4000K	Type II	19,000	127	Prm	MTO	
61956	AREAFLD2A/150UNVD740/T2/BZ/D	150	120-277	0-10V	70	4000K	Type II	19,000	127	Prm	MTO	
61758	AREAFLD2A/150UNVD740/T3/BZ	150	120-277	0-10V	70	4000K	Type III	18,900	126	Prm	-	
61934	AREAFLD2A/150UNVD740/T3/BZ/D	150	120-277	0-10V	70	4000K	Type III	18,900	126	Prm	MTO	
61759	AREAFLD2A/150UNVD740/T4/BZ	150	120-277	0-10V	70	4000K	Type IV	18,900	126	Prm	-	
61935	AREAFLD2A/150UNVD740/T4/BZ/D	150	120-277	0-10V	70	4000K	Type IV	18,900	126	Prm	MTO	
61760	AREAFLD2A/150UNVD740/T5/BZ	150	120-277	0-10V	70	4000K	Type V	18,900	126	Prm	-	
61936	AREAFLD2A/150UNVD740/T5/BZ/D	150	120-277	0-10V	70	4000K	Type V	18,900	126	Prm	MTO	
61955	AREAFLD2A/150UNVD750/T2/BZ	150	120-277	0-10V	70	5000K	Type II	19,000	127	Prm	MTO	
61957	AREAFLD2A/150UNVD750/T2/BZ/D	150	120-277	0-10V	70	5000K	Type II	19,000	127	Prm	MTO	
61761	AREAFLD2A/150UNVD750/T3/BZ	150	120-277	0-10V	70	5000K	Type III	19,140	127	Prm	-	
61937	AREAFLD2A/150UNVD750/T3/BZ/D	150	120-277	0-10V	70	5000K	Type III	19,140	127	Prm	MTO	
61762	AREAFLD2A/150UNVD750/T4/BZ	150	120-277	0-10V	70	5000K	Type IV	19,140	127	Prm	-	
61938	AREAFLD2A/150UNVD750/T4/BZ/D	150	120-277	0-10V	70	5000K	Type IV	19,140	127	Prm	MTO	


\*Made To Order

## Ordering Information (continued)

Item Number	Ordering Abbreviation	Wattage (W)	Input Voltage (V)	Dimming		CRI	Color Temperature (CCT)	Distribution	Total Fixture Lumens	LPW	DLC	 MTO*
61763	AREAFLD2A/150UNVD750/T5/BZ	150	120-277	0-10V	70	5000K	Type V	19,140	127	Prm	–	
61939	AREAFLD2A/150UNVD750/T5/BZ/D	150	120-277	0-10V	70	5000K	Type V	19,140	127	Prm	MTO	
62206	AREAFLD2A/150HUV730/T2/BZ	150	347-480	0-10V	70	3000K	Type II	18,000	120	Prm	MTO	
62207	AREAFLD2A/150HUV730/T3/BZ	150	347-480	0-10V	70	3000K	Type III	18,000	120	Prm	MTO	
62208	AREAFLD2A/150HUV730/T4/BZ	150	347-480	0-10V	70	3000K	Type IV	18,000	120	Prm	MTO	
62209	AREAFLD2A/150HUV730/T5/BZ	150	347-480	0-10V	70	3000K	Type V	18,000	120	Prm	MTO	
61978	AREAFLD2A/150HUV740/T2/BZ	150	347-480	0-10V	70	4000K	Type II	18,900	126	Prm	MTO	
65284	AREAFLD2A/150HUV740/T3/BZ	150	347-480	0-10V	70	4000K	Type III	18,900	126	Prm	MTO	
65285	AREAFLD2A/150HUV740/T4/BZ	150	347-480	0-10V	70	4000K	Type IV	18,900	126	Prm	MTO	
65286	AREAFLD2A/150HUV740/T5/BZ	150	347-480	0-10V	70	4000K	Type V	18,900	126	Prm	MTO	
61979	AREAFLD2A/150HUV750/T2/BZ	150	347-480	0-10V	70	5000K	Type II	18,900	126	Prm	MTO	
65287	AREAFLD2A/150HUV750/T3/BZ	150	347-480	0-10V	70	5000K	Type III	19,140	127	Prm	MTO	
65288	AREAFLD2A/150HUV750/T4/BZ	150	347-480	0-10V	70	5000K	Type IV	19,140	127	Prm	MTO	
65289	AREAFLD2A/150HUV750/T5/BZ	150	347-480	0-10V	70	5000K	Type V	19,140	127	Prm	MTO	
62210	AREAFLD2A/200UNVD730/T2/BZ	200	120-277	0-10V	70	3000K	Type II	24,000	120	Prm	MTO	
62185	AREAFLD2A/200UNVD730/T3/BZ	200	120-277	0-10V	70	3000K	Type III	24,000	120	Prm	–	
62211	AREAFLD2A/200UNVD730/T5/BZ	200	120-277	0-10V	70	3000K	Type V	24,000	120	Prm	MTO	
62212	AREAFLD2A/200UNVD730/T4/BZ	200	120-277	0-10V	70	3000K	Type IV	24,000	120	Prm	MTO	
61958	AREAFLD2A/200UNVD740/T2/BZ	200	120-277	0-10V	70	4000K	Type II	25,000	127	Prm	MTO	
61960	AREAFLD2A/200UNVD740/T2/BZ/D	200	120-277	0-10V	70	4000K	Type II	25,000	127	Prm	MTO	
61940	AREAFLD2A/200UNVD740/T3/BZ/D	200	120-277	0-10V	70	4000K	Type III	25,550	127	Prm	MTO	
65296	AREAFLD2A/200UNVD740/T3/BZ	200	120-277	0-10V	70	4000K	Type III	25,550	127	Prm	–	
65297	AREAFLD2A/200UNVD740/T4/BZ	200	120-277	0-10V	70	4000K	Type IV	25,550	127	Prm	–	
61941	AREAFLD2A/200UNVD740/T4/BZ/D	200	120-277	0-10V	70	4000K	Type IV	25,550	127	Prm	MTO	
65298	AREAFLD2A/200UNVD740/T5/BZ	200	120-277	0-10V	70	4000K	Type V	25,550	127	Prm	–	
61942	AREAFLD2A/200UNVD740/T5/BZ/D	200	120-277	0-10V	70	4000K	Type V	25,550	127	Prm	MTO	
61959	AREAFLD2A/200UNVD750/T2/BZ	200	120-277	0-10V	70	5000K	Type II	25,000	127	Prm	MTO	
61961	AREAFLD2A/200UNVD750/T2/BZ/D	200	120-277	0-10V	70	5000K	Type II	25,000	127	Prm	MTO	
61943	AREAFLD2A/200UNVD750/T3/BZ/D	200	120-277	0-10V	70	5000K	Type III	25,550	128	Prm	MTO	
65299	AREAFLD2A/200UNVD750/T3/BZ	200	120-277	0-10V	70	5000K	Type III	25,840	128	Prm	–	
65300	AREAFLD2A/200UNVD750/T4/BZ	200	120-277	0-10V	70	5000K	Type IV	25,840	128	Prm	–	
61944	AREAFLD2A/200UNVD750/T4/BZ/D	200	120-277	0-10V	70	5000K	Type IV	25,550	128	Prm	MTO	
65301	AREAFLD2A/200UNVD750/T5/BZ	200	120-277	0-10V	70	5000K	Type V	25,840	128	Prm	–	
61945	AREAFLD2A/200UNVD750/T5/BZ/D	200	120-277	0-10V	70	5000K	Type V	25,550	128	Prm	MTO	
62213	AREAFLD2A/200HUV730/T2/BZ	200	347-480	0-10V	70	3000K	Type II	24,000	120	Prm	MTO	
62214	AREAFLD2A/200HUV730/T3/BZ	200	347-480	0-10V	70	3000K	Type III	24,000	120	Prm	MTO	
62215	AREAFLD2A/200HUV730/T4/BZ	200	347-480	0-10V	70	3000K	Type IV	24,000	120	Prm	MTO	
62216	AREAFLD2A/200HUV730/T5/BZ	200	347-480	0-10V	70	3000K	Type V	24,000	120	Prm	MTO	
61738	AREAFLD2A/200HUV740/T3/BZ	200	347-480	0-10V	70	4000K	Type III	25,550	127	Prm	MTO	
61739	AREAFLD2A/200HUV740/T4/BZ	200	347-480	0-10V	70	4000K	Type IV	25,550	127	Prm	MTO	
61740	AREAFLD2A/200HUV740/T5/BZ	200	347-480	0-10V	70	4000K	Type V	25,550	127	Prm	MTO	
61741	AREAFLD2A/200HUV750/T3/BZ	200	347-480	0-10V	70	5000K	Type III	25,840	128	Prm	MTO	
61742	AREAFLD2A/200HUV750/T4/BZ	200	347-480	0-10V	70	5000K	Type IV	25,840	128	Prm	MTO	
61743	AREAFLD2A/200HUV750/T5/BZ	200	347-480	0-10V	70	5000K	Type V	25,840	128	Prm	MTO	
62196	AREAFLD2A/240UNVD730/T2/BZ	240	120-277	0-10V	70	3000K	Type II	29,100	121	Prm	MTO	
62198	AREAFLD2A/240UNVD730/T3/BZ	240	120-277	0-10V	70	3000K	Type III	29,100	121	Prm	MTO	
62197	AREAFLD2A/240UNVD730/T4/BZ	240	120-277	0-10V	70	3000K	Type IV	29,100	121	Prm	MTO	
62186	AREAFLD2A/240UNVD730/T5/BZ	240	120-277	0-10V	70	3000K	Type V	29,100	121	Prm	–	
61962	AREAFLD2A/240UNVD740/T2/BZ	240	120-277	0-10V	70	4000K	Type II	31,000	130	Prm	MTO	
61964	AREAFLD2A/240UNVD740/T2/BZ/D	240	120-277	0-10V	70	4000K	Type II	31,000	130	Prm	MTO	
65260	AREAFLD2A/240UNVD740/T3/BZ	240	120-277	0-10V	70	4000K	Type III	31,370	130	Prm	–	
61910	AREAFLD2A/240UNVD740/T3/BZ/D	240	120-277	0-10V	70	4000K	Type III	31,370	129	Prm	MTO	
65261	AREAFLD2A/240UNVD740/T4/BZ	240	120-277	0-10V	70	4000K	Type IV	31,370	130	Prm	–	
61911	AREAFLD2A/240UNVD740/T4/BZ/D	240	120-277	0-10V	70	4000K	Type IV	31,370	129	Prm	MTO	
65262	AREAFLD2A/240UNVD740/T5/BZ	240	120-277	0-10V	70	4000K	Type V	31,370	130	Prm	–	
61912	AREAFLD2A/240UNVD740/T5/BZ/D	240	120-277	0-10V	70	4000K	Type V	31,370	129	Prm	MTO	
61963	AREAFLD2A/240UNVD750/T2/BZ	240	120-277	0-10V	70	5000K	Type II	31,000	130	Prm	MTO	
61965	AREAFLD2A/240UNVD750/T2/BZ/D	240	120-277	0-10V	70	5000K	Type II	31,000	130	Prm	MTO	
65263	AREAFLD2A/240UNVD750/T3/BZ	240	120-277	0-10V	70	5000K	Type III	31,670	130	Prm	–	
61913	AREAFLD2A/240UNVD750/T3/BZ/D	240	120-277	0-10V	70	5000K	Type III	31,670	129	Prm	MTO	
65264	AREAFLD2A/240UNVD750/T4/BZ	240	120-277	0-10V	70	5000K	Type IV	31,670	130	Prm	–	
61914	AREAFLD2A/240UNVD750/T4/BZ/D	240	120-277	0-10V	70	5000K	Type IV	31,670	129	Prm	MTO	
65265	AREAFLD2A/240UNVD750/T5/BZ	240	120-277	0-10V	70	5000K	Type V	31,670	130	Prm	–	
61915	AREAFLD2A/240UNVD750/T5/BZ/D	240	120-277	0-10V	70	5000K	Type V	31,670	129	Prm	MTO	
62199	AREAFLD2A/240HUV730/T2/BZ	240	347-480	0-10V	70	3000K	Type II	29,100	121	Prm	MTO	
62200	AREAFLD2A/240HUV730/T3/BZ	240	347-480	0-10V	70	3000K	Type III	29,100	121	Prm	MTO	
62201	AREAFLD2A/240HUV730/T4/BZ	240	347-480	0-10V	70	3000K	Type IV	29,100	121	Prm	MTO	
62202	AREAFLD2A/240HUV730/T5/BZ	240	347-480	0-10V	70	3000K	Type V	29,100	121	Prm	MTO	
61968	AREAFLD2A/240HUV740/T2/BZ	240	347-480	0-10V	70	4000K	Type II	31,300	129	Prm	MTO	
65254	AREAFLD2A/240HUV740/T3/BZ	240	347-480	0-10V	70	4000K	Type III	31,370	130	Prm	MTO	
65255	AREAFLD2A/240HUV740/T4/BZ	240	347-480	0-10V	70	4000K	Type IV	31,370	130	Prm	MTO	
65256	AREAFLD2A/240HUV740/T5/BZ	240	347-480	0-10V	70	4000K	Type V	31,370	130	Prm	MTO	
61969	AREAFLD2A/240HUV750/T2/BZ	240	347-480	0-10V	70	5000K	Type II	31,300	129	Prm	MTO	
65257	AREAFLD2A/240HUV750/T3/BZ	240	347-480	0-10V	70	5000K	Type III	31,670	130	Prm	MTO	
65258	AREAFLD2A/240HUV750/T4/BZ	240	347-480	0-10V	70	5000K	Type IV	31,670	130	Prm	MTO	
65259	AREAFLD2A/240HUV750/T5/BZ	240	347-480	0-10V	70	5000K	Type V	31,670	130	Prm	MTO	

\*Made To Order

## Ordering Information (continued)

Item Number	Ordering Abbreviation	Wattage (W)	Input Voltage (V)	Dimming	CRI	Color Temperature (CCT)	Distribution	Total Fixture Lumens	LPW	DLC	 MTO*
62092	AREAFLD2A/300UNVD730/T2/BZ	300	120-277	0-10V	70	3000K	Type II	36,000	120	Prm	MTO
62187	AREAFLD2A/300UNVD730/T3/BZ	300	120-277	0-10V	70	3000K	Type III	36,000	120	Prm	–
62094	AREAFLD2A/300UNVD730/T4/BZ	300	120-277	0-10V	70	3000K	Type IV	36,000	120	Prm	MTO
62093	AREAFLD2A/300UNVD730/T5/BZ	300	120-277	0-10V	70	3000K	Type V	36,000	120	Prm	MTO
61972	AREAFLD2A/300UNVD740/T2/BZ	300	120-277	0-10V	70	4000K	Type II	37,000	124	Prm	–
61974	AREAFLD2A/300UNVD740/T2/BZ/D	300	120-277	0-10V	70	4000K	Type II	37,000	124	Prm	MTO
65278	AREAFLD2A/300UNVD740/T3/BZ	300	120-277	0-10V	70	4000K	Type III	37,330	124	Prm	–
65281	AREAFLD2A/300UNVD750/T3/BZ	300	120-277	0-10V	70	5000K	Type III	37,810	126	Prm	–
61922	AREAFLD2A/300UNVD740/T3/BZ/D	300	120-277	0-10V	70	4000K	Type III	37,330	130	Prm	MTO
65279	AREAFLD2A/300UNVD740/T4/BZ	300	120-277	0-10V	70	4000K	Type IV	37,330	124	Prm	–
65282	AREAFLD2A/300UNVD750/T4/BZ	300	120-277	0-10V	70	5000K	Type IV	37,810	126	Prm	–
61923	AREAFLD2A/300UNVD740/T4/BZ/D	300	120-277	0-10V	70	4000K	Type IV	37,330	130	Prm	MTO
65280	AREAFLD2A/300UNVD740/T5/BZ	300	120-277	0-10V	70	4000K	Type V	37,330	124	Prm	–
65283	AREAFLD2A/300UNVD750/T5/BZ	300	120-277	0-10V	70	5000K	Type V	37,810	126	Prm	–
61924	AREAFLD2A/300UNVD740/T5/BZ/D	300	120-277	0-10V	70	4000K	Type V	37,330	130	Prm	MTO
61973	AREAFLD2A/300UNVD750/T2/BZ	300	120-277	0-10V	70	5000K	Type II	37,000	124	Prm	–
61975	AREAFLD2A/300UNVD750/T2/BZ/D	300	120-277	0-10V	70	5000K	Type II	37,000	124	Prm	MTO
61925	AREAFLD2A/300UNVD750/T3/BZ/D	300	120-277	0-10V	70	5000K	Type III	37,810	130	Prm	MTO
61926	AREAFLD2A/300UNVD750/T4/BZ/D	300	120-277	0-10V	70	5000K	Type IV	37,810	130	Prm	MTO
61927	AREAFLD2A/300UNVD750/T5/BZ/D	300	120-277	0-10V	70	5000K	Type V	37,810	130	Prm	MTO
62095	AREAFLD2A/300HUV730/T2/BZ	300	347-480	0-10V	70	3000K	Type II	36,000	120	Prm	MTO
62096	AREAFLD2A/300HUV730/T3/BZ	300	347-480	0-10V	70	3000K	Type III	36,000	120	Prm	MTO
62097	AREAFLD2A/300HUV730/T4/BZ	300	347-480	0-10V	70	3000K	Type IV	36,000	120	Prm	MTO
62098	AREAFLD2A/300HUV730/T5/BZ	300	347-480	0-10V	70	3000K	Type V	36,000	120	Prm	MTO
61966	AREAFLD2A/300HUV740/T2/BZ	300	347-480	0-10V	70	4000K	Type II	37,000	124	Prm	MTO
65272	AREAFLD2A/300HUV740/T3/BZ	300	347-480	0-10V	70	4000K	Type III	37,330	124	Prm	MTO
65273	AREAFLD2A/300HUV740/T4/BZ	300	347-480	0-10V	70	4000K	Type IV	37,330	124	Prm	MTO
65274	AREAFLD2A/300HUV740/T5/BZ	300	347-480	0-10V	70	4000K	Type V	37,330	124	Prm	MTO
61967	AREAFLD2A/300HUV750/T2/BZ	300	347-480	0-10V	70	5000K	Type II	37,000	124	Prm	MTO
65275	AREAFLD2A/300HUV750/T3/BZ	300	347-480	0-10V	70	5000K	Type III	37,810	126	Prm	MTO
65276	AREAFLD2A/300HUV750/T4/BZ	300	347-480	0-10V	70	5000K	Type IV	37,810	126	Prm	MTO
65277	AREAFLD2A/300HUV750/T5/BZ	300	347-480	0-10V	70	5000K	Type V	37,810	126	Prm	MTO

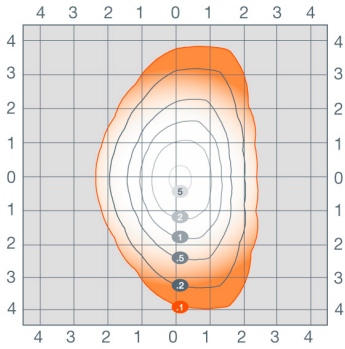
\*Made To Order

## Photometric Information

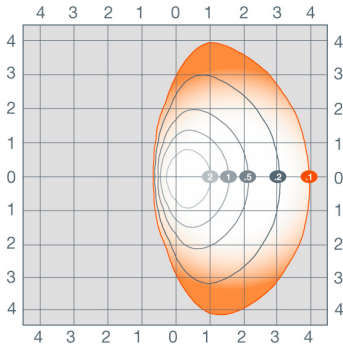
Mounting height = 20 ft

Mounting angle = 45° (where indicated)

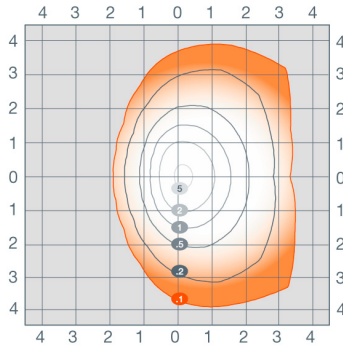
**AREAFLD2A-80W-T3**



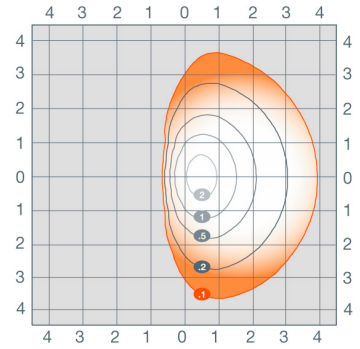
**AREAFLD2A-80W-T3 at 45° tilt**



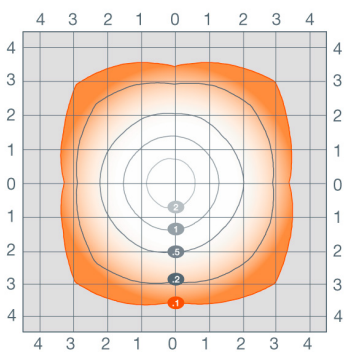
**AREAFLD2A-80W-T4**



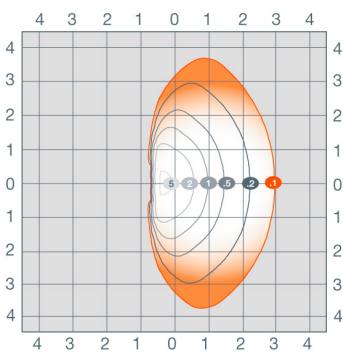
**AREAFLD2A-80W-T4 at 45° tilt**



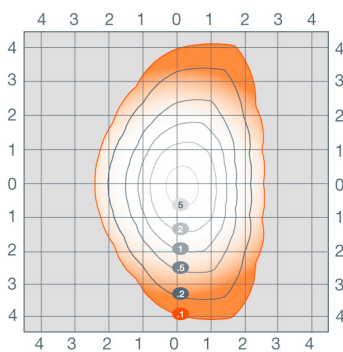
**AREAFLD2A-80W-T5**



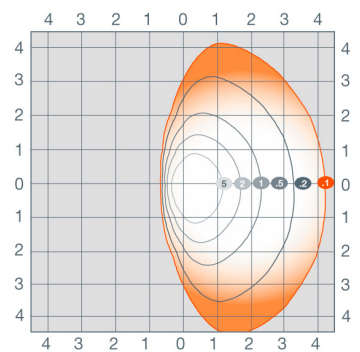
**AREAFLD2A-80W-T5 at 45° tilt**



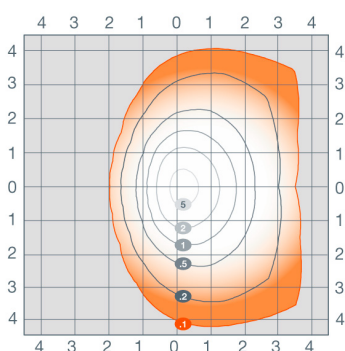
**AREAFLD2A-100W-T3**



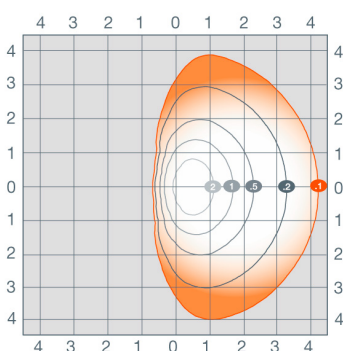
**AREAFLD2A-100W-T3 at 45° tilt**



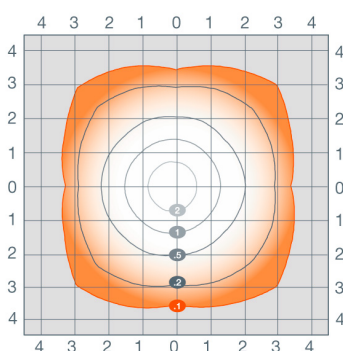
**AREAFLD2A-100W-T4**



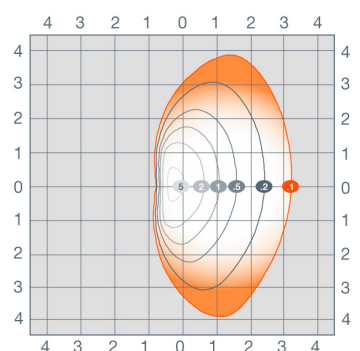
**AREAFLD2A-100W-T4 at 45° tilt**



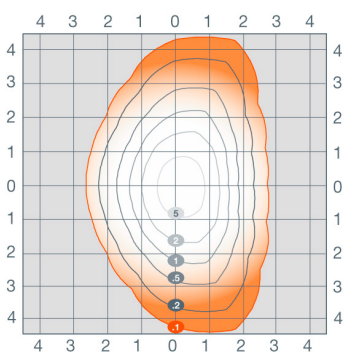
**AREAFLD2A-100W-T5**



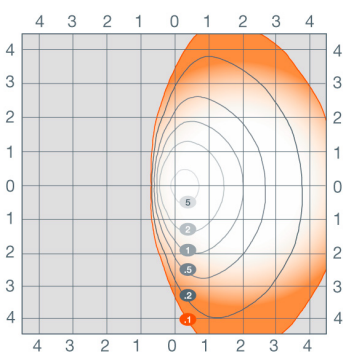
**AREAFLD2A-100W-T5 at 45° tilt**



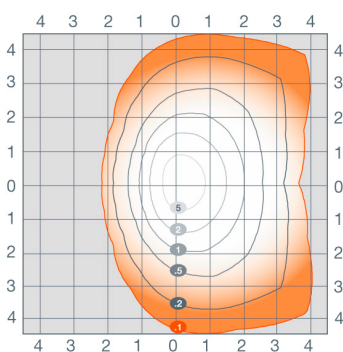
**AREAFLD2A-150W-T3**



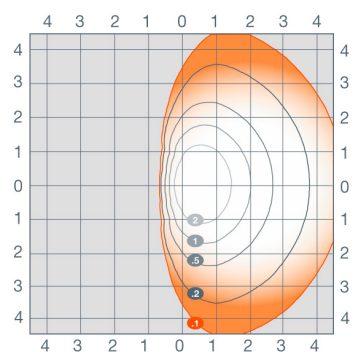
**AREAFLD2A-150W-T3 at 45° tilt**



**AREAFLD2A-150W-T4**



**AREAFLD2A-150W-T4 at 45° tilt**



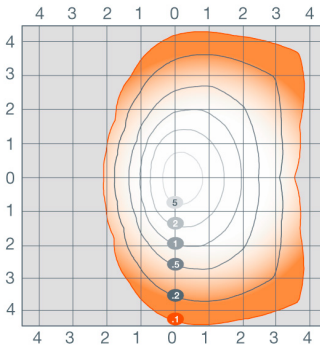


## Photometric Information (continued)

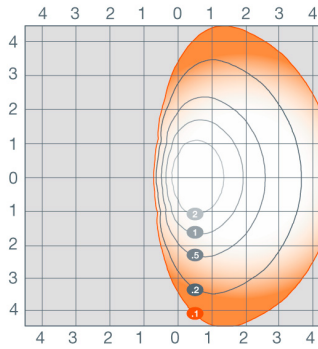
Mounting height = 20 ft

Mounting angle = 45° (where indicated)

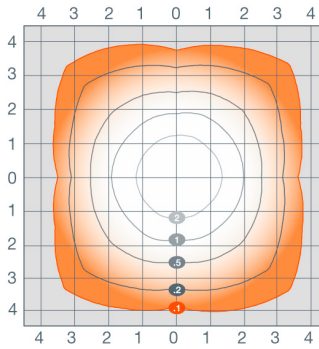
AREAFLD2A-300W-T4



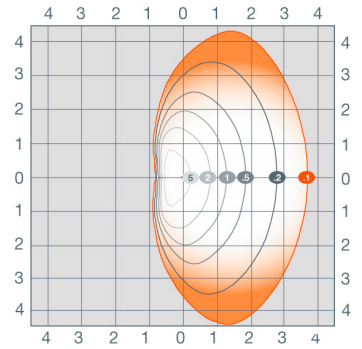
AREAFLD2A-300W-T4 at 45° tilt



AREAFLD2A-300W-T5

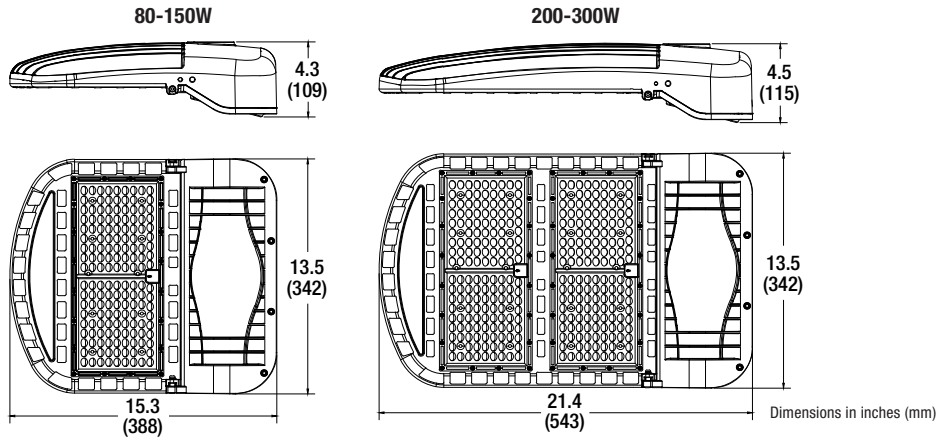


AREAFLD2A-300W-T5 at 45° tilt



## Physical Information

Luminaire Description	Length	Width	Height	EPA (no knuckle, pole mount)	EPA (with knuckle mounted at 45° (slipfitter))
Area Light 80-150W	15.3" (388mm)	13.5" (342mm)	4.3" (109mm)	0.35ft <sup>2</sup>	1.14ft <sup>2</sup>
Area Light 200-300W	21.4" (543mm)	13.5" (342mm)	4.5" (115mm)	0.52ft <sup>2</sup>	1.62ft <sup>2</sup>



## Mounting Accessories

Item Number	Ordering Abbreviation	Item Description
61875	AREAFLD2A/WALLMOUNT/BZ	Wall Mount, Bronze
61876	AREAFLD2A/POLEMOUNT/BZ	Pole Mount, Bronze
61877	AREAFLD2A/SLIPFITTER/BZ	Slip Fitter Mount, Bronze
61878	AREAFLD2A/TRUNNION/BZ	Trunnion Mount, Bronze
61879	AREAFLD2A/YOKEMOUNT/BZ	Yoke Mount, Bronze
61880	AREAFLD2A/VISOR01/BZ	Visor for 80, 100, and 150W luminaires

### NEMA Photocontrols

61393	AREAFLDXA/NEMAPHOTOCELL/UNV	NEMA locking photocell, 120-277V
61394	AREAFLDXA/NEMAPHOTOCELL/347	NEMA locking photocell, 347V
61395	AREAFLDXA/NEMAPHOTOCELL/480	NEMA locking photocell, 480V

### Visor Accessories

61880	AREAFLD2A/VISOR01/BZ	Full Cutoff Visor for 80W, 100W and 150W Bronze finish
-------	----------------------	--

AREAFLD2A/WALLMOUNT/BZ



AREAFLD2A/POLEMOUNT/BZ



AREAFLD2A/SLIPFITTER/BZ




AREAFLD2A/TRUNNION/BZ



AREAFLD2A/YOKEMOUNT/BZ



## Poles

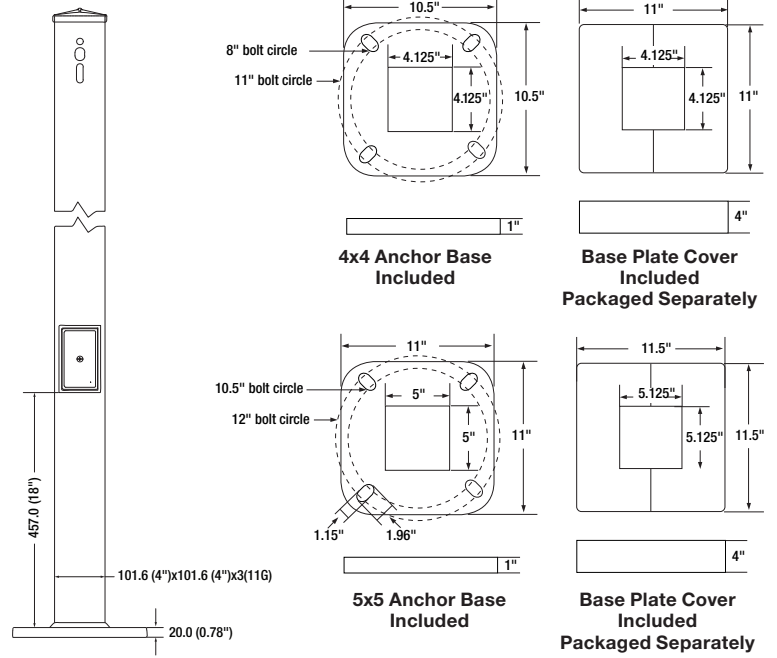


### Product Features

- Poles available in six heights: 12', 15', 17', 20', 25', and 30'
- 12'-25' poles are 4" square; 30' pole is 5" square
- 12'-25' poles are 11 gauge, while 30' poles are offered in 7 and 11 gauge
- Fabricated from the highest grade structural steel

### Specifications

- Square steel pole with powder coat paint. The standard color is bronze
- Polycarbonate spring loaded top cover
- Pre-drilled mounting holes on all 4 sides with Polycarbonate grommets
- Reinforced 2.5" x 4.5" cast iron hand-hole with ground screw included
- Easily secured base cover included
- Bolt circle template included



## Ordering Guide (Poles)

POLESQS	2A	/	XX	/	XXG	/	XXIN	/	BZ
Product Name	Generation		Height		Gauge		Size		Finish
POLESQS =	2A		12 = 12 feet		11G = 11		4IN = 4 inches		Bronze
Square Straight Pole			15 = 15 feet		07G = 7		5IN = 5 inches		
			17 = 17 feet						
			20 = 20 feet						
			25 = 25 feet						
			30 = 30 feet						

## Ordering Information (Poles)

Item Number	Ordering Abbreviation	Shape	Height (ft)	Gauge (in)	Size (in)	Finish
62306	POLESQS2A/12/11G/4IN/BZ	SquareStraight	12	11	4	Bronze
62307	POLESQS2A/15/11G/4IN/BZ	SquareStraight	15	11	4	Bronze
62308	POLESQS2A/17/11G/4IN/BZ	SquareStraight	17	11	4	Bronze
62309	POLESQS2A/20/11G/4IN/BZ	SquareStraight	20	11	4	Bronze
62310	POLESQS2A/25/11G/4IN/BZ	SquareStraight	25	11	4	Bronze
62311	POLESQS2A/30/11G/5IN/BZ	SquareStraight	30	11	5	Bronze
62312	POLESQS2A/30/07G/5IN/BZ	SquareStraight	30	7	5	Bronze

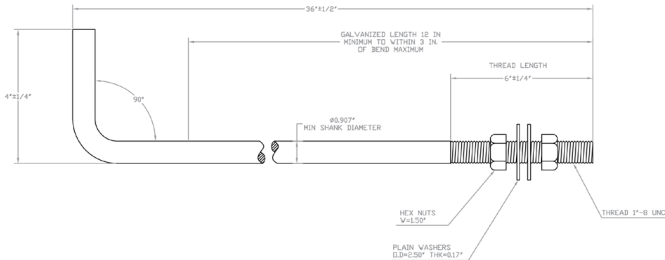


## Ordering Information (Accessories)

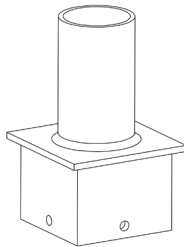
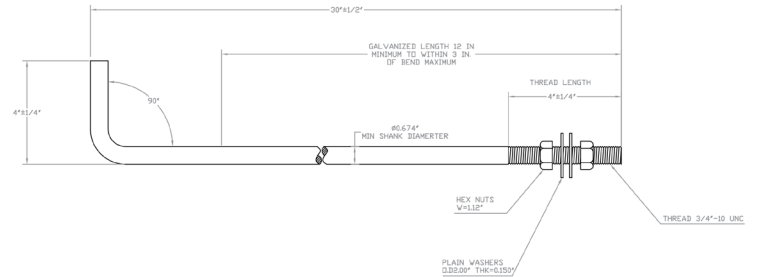
Item Number	Ordering Abbreviation	Description	Compatibility
60665	POLESQS1A/ANJBOLTKIT/304	3/4" x 30" Anchor Bolt Kit (set of 4 bolts)	Compatible with 62306, 62307, 62308, 62309 and 62310
60666	POLESQS1A/ANJBOLTKIT/364	1" x 36" Anchor Bolt Kit (set of 4 bolts)	Compatible with 62311 and 62312
60667	POLESQS1A/TENON/4IN/BZ	4" Tenon Mount, Bronze Finish	For use with 62306, 62307, 62308, 62309 and 62310
60668	POLESQS1A/TENON/5IN/BZ	5" Tenon Mount, Bronze Finish	For use with 62311 and 62312
65013	POLESQS1A/DBLTENON/4IN/BZ	4" Double Tenon Bracket, Bronze Finish	For use with 62306, 62307, 62308, 62309 and 62310
65014	POLESQS1A/DBLTENON/5IN/BZ	5" Double Tenon Bracket, Bronze Finish	For use with 62311 and 62312
65015	POLESQS1A/DBLBULLHORN/4IN/BZ	4" Double Bullhorn Bracket, Bronze Finish	For use with 62306, 62307, 62308, 62309 and 62310
65016	POLESQS1A/DBLBULLHORN/5IN/BZ	5" Double Bullhorn Bracket, Bronze Finish	For use with 62311 and 62312
60845	POLESQS1A/TPLBULLHORN/4IN/BZ	4" Triple Bullhorn Bracket, Bronze Finish	For use with 62306, 62307, 62308, 62309 and 62310
60846	POLESQS1A/TPLBULLHORN/5IN/BZ	5" Triple Bullhorn Bracket, Bronze Finish	For use with 62311 and 62312
65112	POLESQS1A/QUADTENON/4IN/BZ	4" Quad Tenon Bracket, Bronze Finish	For use with 62306, 62307, 62308, 62309 and 62310
65113	POLESQS1A/QUADTENON/5IN/BZ	5" Quad Tenon Bracket, Bronze Finish	For use with 62311 and 62312

For further information and to learn more about utility rebates, contact your local SYLVANIA sales representative.

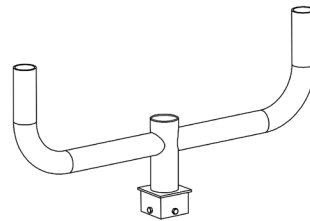
### NAED 60665 – 3/4" x 30"



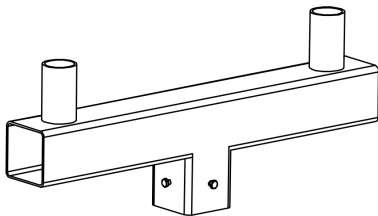
### NAED 60666 – 1" x 36"



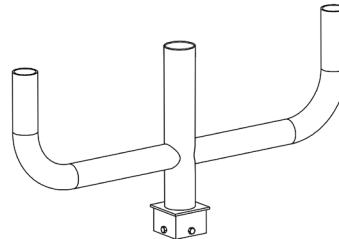
**Tenon**  
NAED 60667 – 4 inch  
NAED 60668 – 5 inch



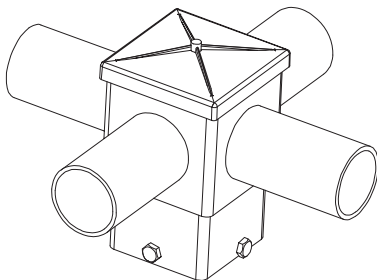
**Double Bullhorn**  
NAED 65015 – 4 inch  
NAED 65016 – 5 inch



**Double Tenon**  
NAED 65013 – 4 inch  
NAED 65014 – 5 inch



**Triple Bullhorn**  
NAED 60845 – 4 inch  
NAED 60846 – 5 inch



**Quad Tenon**  
NAED 65112 – 4 inch  
NAED 65113 – 5 inch

### Allowable Wind Loading

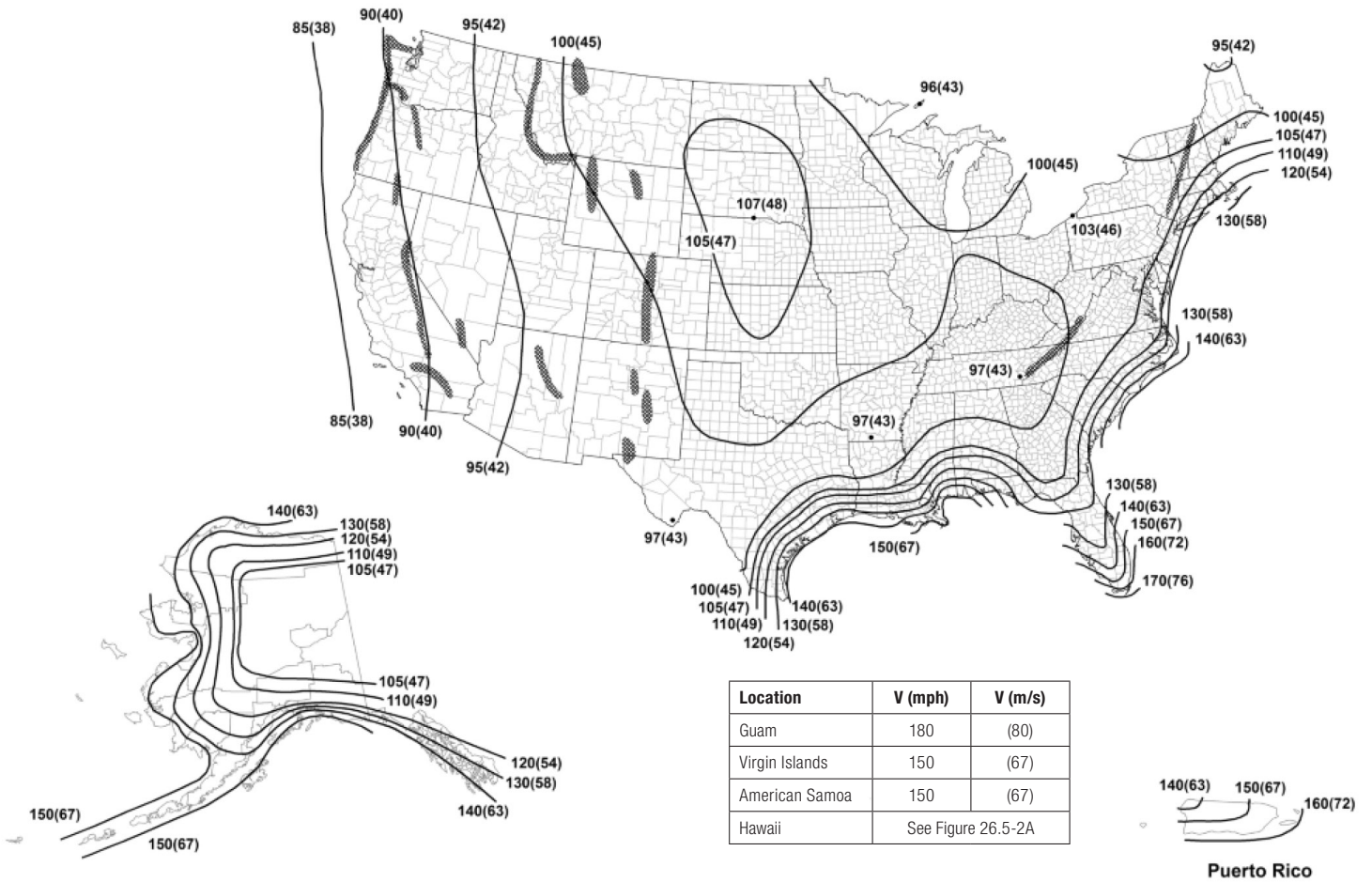
Ordering Abbreviation	Mounting Height (ft)	90 MPH	100 MPH	110 MPH	120 MPH	130 MPH	150 MPH	Anchor Bolt	
		EPA (ft <sup>2</sup> )	EPA (ft <sup>2</sup> )	EPA (ft <sup>2</sup> )	EPA (ft <sup>2</sup> )	EPA (ft <sup>2</sup> )	EPA (ft <sup>2</sup> )	Diameter (in)	Length (in)
62306	12	12	12	12	12	9.2	6.8	0.75	30
62307	15	12	12	12	9.8	7.8	4.9	0.75	30
62308	17	12	12	9.9	7.6	5.9	3.3	0.75	30
62309	20	12	9.1	6.7	4.8	3.4	1.3	0.75	30
62310	25	7	4.6	2.7	1.3	0.3	–	0.75	30
62311	30	5.6	2.7	0.6	–	–	–	1	36
62312	30	11.7	7.8	4.8	2.5	0.8	–	1	36

### Fixture Pole Loading

Ordering Abbreviation	90 MPH		100 MPH		110 MPH		120 MPH		130 MPH		150 MPH	
	Area 80-150W	Area 200-300W	Area 80-150W	Area 200-300W	Area 80-150W	Area 200-300W	Area 80-150W	Area 200-300W	Area 80-150W	Area 200-300W	Area 80-150W	Area 200-300W
62306	8+	8+	8+	8+	8+	8+	8+	8+	8+	8+	8+	8+
62307	8+	8+	8+	8+	8+	8+	8+	8+	8+	8+	8+	8+
62308	8+	8+	8+	8+	8+	8+	8+	8+	8+	8+	8+	6
62309	8+	8+	8+	8+	8+	8+	8+	8+	8+	6	3	2
62310	8+	8+	8+	8	7	5	3	2	–	–	–	–
62311	8+	8+	7	5	1	1	–	–	–	–	–	–
62312	8+	8+	8+	8+	8+	8+	7	4	2	1	–	–



# Wind Map



## Notes: Dark shading indicates a special wind region.

1. Values are nominal design 3-s gust wind speeds in miles per hour (m/s) at 33 ft. (10 m) above ground for Exposure Category C.
2. Linear interpolation is permitted between contours. Point values are provided to aid with interpolation.
3. Islands, coastal areas, and land boundaries outside the last contour shall use the last wind speed contour.
4. Mountainous terrain, gorges, ocean promontories, and special wind regions shall be examined for unusual wind conditions.
5. Wind speeds correspond to approximately a 15% probability of exceedance in 50 years. (Annual Exceedance Probability = 0.00333, MRI = 300 years).
6. Location-specific basic wind speeds shall be permitted to be determined using [www.atcouncil.org/windspeed](http://www.atcouncil.org/windspeed).

LEDVANCE LLC  
 200 Ballardvale Street  
 Wilmington, MA 01887 USA  
 Phone 1-800-LIGHTBULB (1-800-544-4828)  
[www.sylvania.com](http://www.sylvania.com)

Name: \_\_\_\_\_  
 Email: \_\_\_\_\_  
 Phone: \_\_\_\_\_

SYLVANIA and LEDVANCE are registered trademarks.  
 All other trademarks are those of their respective owners.  
 Licensee of product trademark SYLVANIA in general lighting.  
 Specifications subject to change without notice.

[/sylvania](https://www.facebook.com/sylvania) [/sylvania](https://www.instagram.com/sylvania)

