

# SYLVANIA Luminaires

## Area Light

### Application

The Area Light luminaires are the perfect alternative to traditional lighting technologies offering a variety of solutions to illuminate parking lots, parking garage roofs and general area lighting.

### Benefits and Features

- Integrated photocontrol receptacle compatible with up to 7 pin photosensors. Shorting Cap is included.
- Slim design with multiple mounting and distribution options
- Robust fixture with IP66 and 3G Vibration rating
- Up to 137 LPW
- 4000K and 5000K color temperature
- CRI 80+
- Offered in 70, 110, 145, 220 and 290 watts
- Type III, IV, V distribution
- Energy savings up to 74%
- UV stabilized polycarbonate lens

### Electrical

- 120-277 VAC or 347-480 VAC options
- Power factor  $\geq 90\%$
- THD  $\leq 20\%$
- 0-10V dimmable
- Constant current LED driver with 4kV surge suppression

### Rated Life

- $\geq 140,000$  hours (L<sub>70</sub>)

### Warranty

- Standard 5-year luminaire warranty (LEDLUM001)
- Limited 10-year luminaire warranty (LEDLUM003)

### Ambient Operating Range

- -40°F to +104°F (-40°C to +40°C)

### Certifications and Listings

- cULus listed to UL1598 standards for wet locations and IP66 rated
- Driver meets UL1310 and UL48 Class I

Item #
Type
Project
Notes
Date



### Wattage Comparison

Traditional Source	Traditional System Wattage	LED System Wattage	Energy Savings
100W HPS	120	70	42%
100W MH	130	70	46%
150W HPS	170	70	59%
150W MH	188	70	63%
175W MH	210	70	67%
175W MH	210	110	48%
250W HPS	295	110	63%
250W MH	290	110	62%
250W HPS	295	145	51%
250W MH	290	145	50%
320W MH	370	145	61%
400W HPS	460	145	68%
400W MH	450	145	68%
750W MH	820	220	73%
750W HPS	840	220	74%
1000W MH	1080	290	73%
1000W HPS	1100	290	74%

### Installation

- Fixture mounting options include: square pole, round pole, wall mount, trunnion mounting, or slip fitter mount for 2-1/8" to 2-3/8" tenon. Flood light mounting up to 45° angle. Do not mount lens facing upwards. Mounting accessories sold separately.



## Ordering Guide


AREAFLD	1A	/	XXX	UNV	D	8	XX	/	XX	/	XX	/	X
Product Name	Generation		Wattage	Voltage	Dimming	CRI	Color Temp (CCT)		Distribution		Color/Finish		Options
AREAFLD	1A		070 = 70W 110 = 110W 145 = 145W 220 = 220W 290 = 290W	UNV = 120-277V HUV = 347-480V	D = 0-10V	8 = >80	40 = 4000K 50 = 5000K		T3 = Type III T4 = Type IV T5 = Type V		BZ = Bronze WH = White		Blank = No Options D = Motion/ Daylight Sensor

## Ordering Information

Item Number	Ordering Abbreviation	Wattage (W)	Input Voltage	Dimming	CRI	Color Temp (CCT)	Distribution	Total Fixture Lumens	LPW*	DLC**	Options	BUG Rating	MTO***
70956	AREAFLD1A/070UNVD840/T3/BZ	70	120-277	0-10V	>80	4000K	Type III	8,100	116	Prm	–	B2-U2-G2	–
71078	AREAFLD1A/070UNVD840/T4/BZ	70	120-277	0-10V	>80	4000K	Type IV	8,200	117	Prm	–	B2-U2-G2	MTO
71079	AREAFLD1A/070UNVD840/T5/BZ	70	120-277	0-10V	>80	4000K	Type V	8,500	121	Prm	–	B2-U2-G1	MTO
71153	AREAFLD1A/070UNVD850/T3/BZ	70	120-277	0-10V	>80	5000K	Type III	8,600	123	Prm	–	B2-U2-G2	–
71170	AREAFLD1A/070UNVD850/T4/BZ	70	120-277	0-10V	>80	5000K	Type IV	8,700	125	Prm	–	B2-U2-G2	MTO
71171	AREAFLD1A/070UNVD850/T5/BZ	70	120-277	0-10V	>80	5000K	Type V	9,000	130	Prm	–	B2-U2-G1	MTO
60632	AREAFLD1A/070UNVD840/T3/WH	70	120-277	0-10V	>80	4000K	Type III	8,100	116	Prm	–	B2-U2-G2	MTO
60633	AREAFLD1A/070UNVD840/T4/WH	70	120-277	0-10V	>80	4000K	Type IV	8,200	117	Prm	–	B2-U2-G2	–
60634	AREAFLD1A/070UNVD840/T5/WH	70	120-277	0-10V	>80	4000K	Type V	8,500	121	Prm	–	B2-U2-G1	MTO
60635	AREAFLD1A/070UNVD850/T3/WH	70	120-277	0-10V	>80	5000K	Type III	8,600	123	Prm	–	B2-U2-G2	MTO
60636	AREAFLD1A/070UNVD850/T4/WH	70	120-277	0-10V	>80	5000K	Type IV	8,700	125	Prm	–	B2-U2-G2	–
60637	AREAFLD1A/070UNVD850/T5/WH	70	120-277	0-10V	>80	5000K	Type V	9,000	130	Prm	–	B2-U2-G1	MTO
60386	AREAFLD1A/070HUV840/T3/BZ	70	347-480	0-10V	>80	4000K	Type III	8,100	116	Prm	–	B2-U2-G2	MTO
60387	AREAFLD1A/070HUV840/T4/BZ	70	347-480	0-10V	>80	4000K	Type IV	8,200	117	Prm	–	B2-U2-G2	MTO
60388	AREAFLD1A/070HUV840/T5/BZ	70	347-480	0-10V	>80	4000K	Type V	8,500	121	Prm	–	B2-U2-G1	–
60389	AREAFLD1A/070HUV850/T3/BZ	70	347-480	0-10V	>80	5000K	Type III	8,600	123	Prm	–	B2-U2-G2	MTO
60390	AREAFLD1A/070HUV850/T4/BZ	70	347-480	0-10V	>80	5000K	Type IV	8,700	125	Prm	–	B2-U2-G2	MTO
60391	AREAFLD1A/070HUV850/T5/BZ	70	347-480	0-10V	>80	5000K	Type V	9,000	130	Prm	–	B2-U2-G1	–
60037	AREAFLD1A/110UNVD840/T3/BZ	110	120-277	0-10V	>80	4000K	Type III	12,600	117	Prm	–	B3-U2-G2	–
60038	AREAFLD1A/110UNVD840/T4/BZ	110	120-277	0-10V	>80	4000K	Type IV	12,700	117	Prm	–	B3-U2-G2	MTO
60039	AREAFLD1A/110UNVD840/T5/BZ	110	120-277	0-10V	>80	4000K	Type V	13,300	123	Prm	–	B3-U2-G1	MTO
60040	AREAFLD1A/110UNVD850/T3/BZ	110	120-277	0-10V	>80	5000K	Type III	13,300	124	Prm	–	B3-U2-G3	–
60041	AREAFLD1A/110UNVD850/T4/BZ	110	120-277	0-10V	>80	5000K	Type IV	13,300	125	Prm	–	B3-U2-G2	MTO
60042	AREAFLD1A/110UNVD850/T5/BZ	110	120-277	0-10V	>80	5000K	Type V	13,300	124	Prm	–	B3-U2-G2	MTO
60638	AREAFLD1A/110UNVD840/T3/WH	110	120-277	0-10V	>80	4000K	Type III	12,600	117	Prm	–	B3-U2-G2	MTO
60639	AREAFLD1A/110UNVD840/T4/WH	110	120-277	0-10V	>80	4000K	Type IV	12,700	117	Prm	–	B3-U2-G2	–
60640	AREAFLD1A/110UNVD840/T5/WH	110	120-277	0-10V	>80	4000K	Type V	13,300	123	Prm	–	B3-U2-G1	MTO
60641	AREAFLD1A/110UNVD850/T3/WH	110	120-277	0-10V	>80	5000K	Type III	13,300	124	Prm	–	B3-U2-G2	MTO
60642	AREAFLD1A/110UNVD850/T4/WH	110	120-277	0-10V	>80	5000K	Type IV	13,300	125	Prm	–	B3-U2-G2	–
60643	AREAFLD1A/110UNVD850/T5/WH	110	120-277	0-10V	>80	5000K	Type V	13,300	124	Prm	–	B3-U2-G1	MTO
60392	AREAFLD1A/110HUV840/T3/BZ	110	347-480	0-10V	>80	4000K	Type III	12,600	117	Prm	–	B3-U2-G2	MTO
60393	AREAFLD1A/110HUV840/T4/BZ	110	347-480	0-10V	>80	4000K	Type IV	12,700	117	Prm	–	B3-U2-G1	MTO
60394	AREAFLD1A/110HUV840/T5/BZ	110	347-480	0-10V	>80	4000K	Type V	13,300	123	Prm	–	B3-U2-G3	–
60395	AREAFLD1A/110HUV850/T3/BZ	110	347-480	0-10V	>80	5000K	Type III	13,300	124	Prm	–	B3-U2-G3	MTO
60396	AREAFLD1A/110HUV850/T4/BZ	110	347-480	0-10V	>80	5000K	Type IV	13,300	125	Prm	–	B3-U2-G2	MTO
60397	AREAFLD1A/110HUV850/T5/BZ	110	347-480	0-10V	>80	5000K	Type V	13,300	124	Prm	–	B3-U2-G2	–
60031	AREAFLD1A/145UNVD840/T3/BZ	145	120-277	0-10V	>80	4000K	Type III	17,000	116	Prm	–	B3-U2-G3	–
60032	AREAFLD1A/145UNVD840/T4/BZ	145	120-277	0-10V	>80	4000K	Type IV	17,100	117	Prm	–	B3-U2-G3	MTO
60033	AREAFLD1A/145UNVD840/T5/BZ	145	120-277	0-10V	>80	4000K	Type V	17,900	122	Prm	–	B4-U2-G2	MTO
60034	AREAFLD1A/145UNVD850/T3/BZ	145	120-277	0-10V	>80	5000K	Type III	17,000	117	Prm	–	B3-U2-G3	–
60035	AREAFLD1A/145UNVD850/T4/BZ	145	120-277	0-10V	>80	5000K	Type IV	17,000	117	Prm	–	B3-U2-G3	MTO
60036	AREAFLD1A/145UNVD850/T5/BZ	145	120-277	0-10V	>80	5000K	Type V	17,900	123	Prm	–	B4-U2-G2	MTO
60644	AREAFLD1A/145UNVD840/T3/WH	145	120-277	0-10V	>80	4000K	Type III	17,000	116	Prm	–	B3-U2-G3	MTO
60645	AREAFLD1A/145UNVD840/T4/WH	145	120-277	0-10V	>80	4000K	Type IV	17,100	117	Prm	–	B3-U2-G3	–
60646	AREAFLD1A/145UNVD840/T5/WH	145	120-277	0-10V	>80	4000K	Type V	17,900	122	Prm	–	B4-U2-G2	MTO
60647	AREAFLD1A/145UNVD850/T3/WH	145	120-277	0-10V	>80	5000K	Type III	17,000	117	Prm	–	B3-U2-G3	MTO
60648	AREAFLD1A/145UNVD850/T4/WH	145	120-277	0-10V	>80	5000K	Type IV	17,000	117	Prm	–	B3-U2-G3	–
60649	AREAFLD1A/145UNVD850/T5/WH	145	120-277	0-10V	>80	5000K	Type V	17,900	123	Prm	–	B4-U2-G2	MTO
60380	AREAFLD1A/145HUV840/T3/BZ	145	347-480	0-10V	>80	4000K	Type III	17,000	116	Prm	–	B3-U2-G3	MTO
60381	AREAFLD1A/145HUV840/T4/BZ	145	347-480	0-10V	>80	4000K	Type IV	17,100	117	Prm	–	B3-U2-G3	MTO
60382	AREAFLD1A/145HUV840/T5/BZ	145	347-480	0-10V	>80	4000K	Type V	17,900	122	Prm	–	B4-U2-G2	–
60383	AREAFLD1A/145HUV850/T3/BZ	145	347-480	0-10V	>80	5000K	Type III	17,000	117	Prm	–	B3-U2-G3	MTO
60384	AREAFLD1A/145HUV850/T4/BZ	145	347-480	0-10V	>80	5000K	Type IV	17,000	117	Prm	–	B3-U2-G3	MTO
60385	AREAFLD1A/145HUV850/T5/BZ	145	347-480	0-10V	>80	5000K	Type V	17,900	123	Prm	–	B4-U2-G2	–
60226	AREAFLD1A/220UNVD840/T3/BZ	220	120-277	0-10V	>80	4000K	Type III	27,900	128	Prm	–	B4-U3-G3	MTO
60227	AREAFLD1A/220UNVD840/T4/BZ	220	120-277	0-10V	>80	4000K	Type IV	28,500	130	Prm	–	B4-U3-G3	MTO
60228	AREAFLD1A/220UNVD840/T5/BZ	220	120-277	0-10V	>80	4000K	Type V	29,000	130	Prm	–	B4-U3-G2	–
60229	AREAFLD1A/220UNVD850/T3/BZ	220	120-277	0-10V	>80	5000K	Type III	27,900	128	Prm	–	B4-U3-G3	MTO
60230	AREAFLD1A/220UNVD850/T4/BZ	220	120-277	0-10V	>80	5000K	Type IV	28,500	130	Prm	–	B4-U3-G3	MTO
60231	AREAFLD1A/220UNVD850/T5/BZ	220	120-277	0-10V	>80	5000K	Type V	29,000	130	Prm	–	B4-U3-G2	–

\*LPW per LM79 report  
 \*\*Prm for DLC Premium  
 \*\*\*Made to Order

## Ordering Information (continued)

Item Number	Ordering Abbreviation	Wattage (W)	Input Voltage	Dimming	CRI	Color Temp (CCT)	Distribution	Total Fixture Lumens	LPW*	DLC**	Options	BUG Rating	 MTO***
61465	AREAFLD1A/290UNVD840/T3/BZ	290	120-277	0-10V	>80	4000K	Type III	39,600	137	Prm	–	B4-U3-G3	MTO
61466	AREAFLD1A/290UNVD840/T4/BZ	290	120-277	0-10V	>80	4000K	Type IV	39,600	137	Prm	–	B4-U3-G3	–
61467	AREAFLD1A/290UNVD840/T5/BZ	290	120-277	0-10V	>80	4000K	Type V	39,600	137	Prm	–	B4-U3-G2	MTO
61468	AREAFLD1A/290UNVD850/T3/BZ	290	120-277	0-10V	>80	5000K	Type III	39,600	137	Prm	–	B4-U3-G3	MTO
61469	AREAFLD1A/290UNVD850/T4/BZ	290	120-277	0-10V	>80	5000K	Type IV	39,600	137	Prm	–	B4-U3-G3	–
61470	AREAFLD1A/290UNVD850/T5/BZ	290	120-277	0-10V	>80	5000K	Type V	39,600	137	Prm	–	B4-U3-G2	MTO
60232	AREAFLD1A/220HUV840/T3/BZ	220	347-480	0-10V	>80	4000K	Type III	27,900	128	Prm	–	B4-U3-G3	MTO
60233	AREAFLD1A/220HUV840/T4/BZ	220	347-480	0-10V	>80	4000K	Type IV	28,500	130	Prm	–	B4-U3-G3	MTO
60234	AREAFLD1A/220HUV840/T5/BZ	220	347-480	0-10V	>80	4000K	Type V	29,000	130	Prm	–	B4-U3-G2	–
60235	AREAFLD1A/220HUV850/T3/BZ	220	347-480	0-10V	>80	5000K	Type III	27,900	128	Prm	–	B4-U3-G3	MTO
60236	AREAFLD1A/220HUV850/T4/BZ	220	347-480	0-10V	>80	5000K	Type IV	28,500	130	Prm	–	B4-U3-G3	MTO
60237	AREAFLD1A/220HUV850/T5/BZ	220	347-480	0-10V	>80	5000K	Type V	29,000	130	Prm	–	B4-U3-G2	–
60083	AREAFLD1A/070UNVD840/T3/BZ/D	70	120-277	0-10V	>80	4000K	Type III	8,100	116	Prm	Sensor	B2-U2-G2	MTO
60084	AREAFLD1A/070UNVD840/T4/BZ/D	70	120-277	0-10V	>80	4000K	Type IV	8,200	117	Prm	Sensor	B2-U2-G2	MTO
60085	AREAFLD1A/070UNVD840/T5/BZ/D	70	120-277	0-10V	>80	4000K	Type V	8,500	121	Prm	Sensor	B2-U2-G2	MTO
60086	AREAFLD1A/145UNVD850/T3/BZ/D	145	120-277	0-10V	>80	5000K	Type III	8,600	123	Prm	Sensor	B2-U2-G2	MTO
60087	AREAFLD1A/070UNVD850/T4/BZ/D	70	120-277	0-10V	>80	5000K	Type IV	8,700	125	Prm	Sensor	B2-U2-G1	MTO
60088	AREAFLD1A/070UNVD850/T5/BZ/D	70	120-277	0-10V	>80	5000K	Type V	9,000	130	Prm	Sensor	B3-U2-G1	MTO
60089	AREAFLD1A/110UNVD840/T3/BZ/D	110	120-277	0-10V	>80	4000K	Type III	12,600	117	Prm	Sensor	B3-U2-G2	MTO
60090	AREAFLD1A/110UNVD840/T4/BZ/D	110	120-277	0-10V	>80	4000K	Type IV	12,700	117	Prm	Sensor	B3-U2-G2	MTO
60091	AREAFLD1A/110UNVD840/T5/BZ/D	110	120-277	0-10V	>80	4000K	Type V	13,300	123	Prm	Sensor	B3-U2-G1	MTO
60092	AREAFLD1A/110UNVD850/T3/BZ/D	110	120-277	0-10V	>80	5000K	Type III	13,300	124	Prm	Sensor	B3-U2-G3	MTO
60093	AREAFLD1A/110UNVD850/T4/BZ/D	110	120-277	0-10V	>80	5000K	Type IV	13,300	125	Prm	Sensor	B3-U2-G2	MTO
60094	AREAFLD1A/110UNVD850/T5/BZ/D	110	120-277	0-10V	>80	5000K	Type V	13,300	124	Prm	Sensor	B3-U2-G3	MTO
60095	AREAFLD1A/145UNVD840/T3/BZ/D	145	120-277	0-10V	>80	4000K	Type III	17,000	116	Prm	Sensor	B3-U2-G3	MTO
60096	AREAFLD1A/145UNVD840/T4/BZ/D	145	120-277	0-10V	>80	4000K	Type IV	17,100	117	Prm	Sensor	B4-U2-G2	MTO
60097	AREAFLD1A/145UNVD840/T5/BZ/D	145	120-277	0-10V	>80	4000K	Type V	17,900	122	Prm	Sensor	B3-U2-G3	MTO
60098	AREAFLD1A/145UNVD850/T3/BZ/D	145	120-277	0-10V	>80	5000K	Type III	17,000	117	Prm	Sensor	B3-U2-G3	MTO
60099	AREAFLD1A/145UNVD850/T4/BZ/D	145	120-277	0-10V	>80	5000K	Type IV	17,000	117	Prm	Sensor	B3-U2-G3	MTO
60100	AREAFLD1A/145UNVD850/T5/BZ/D	145	120-277	0-10V	>80	5000K	Type V	17,900	123	Prm	Sensor	B3-U2-G3	MTO
61337	AREAFLD1A/070HUV840/T3/WH	70	347-480	0-10V	>80	4000K	Type III	8100	116	Prm	–	B2-U2-G2	MTO
61338	AREAFLD1A/070HUV840/T4/WH	70	347-480	0-10V	>80	4000K	Type IV	8200	117	Prm	–	B2-U2-G2	MTO
61339	AREAFLD1A/070HUV840/T5/WH	70	347-480	0-10V	>80	4000K	Type V	8500	121	Prm	–	B2-U2-G1	–
61340	AREAFLD1A/070HUV850/T3/WH	70	347-480	0-10V	>80	5000K	Type III	8600	123	Prm	–	B2-U2-G2	MTO
61341	AREAFLD1A/070HUV850/T4/WH	70	347-480	0-10V	>80	5000K	Type IV	8700	125	Prm	–	B2-U2-G2	MTO
61342	AREAFLD1A/070HUV850/T5/WH	70	347-480	0-10V	>80	5000K	Type V	9000	130	Prm	–	B2-U2-G1	–
61343	AREAFLD1A/110HUV840/T3/WH	110	347-480	0-10V	>80	4000K	Type III	12,600	117	Prm	–	B3-U2-G2	MTO
61344	AREAFLD1A/110HUV840/T4/WH	110	347-480	0-10V	>80	4000K	Type IV	12,700	117	Prm	–	B3-U2-G2	MTO
61345	AREAFLD1A/110HUV840/T5/WH	110	347-480	0-10V	>80	4000K	Type V	13,300	123	Prm	–	B3-U2-G1	MTO
61346	AREAFLD1A/110HUV850/T3/WH	110	347-480	0-10V	>80	5000K	Type III	13,300	124	Prm	–	B3-U2-G2	MTO
61347	AREAFLD1A/110HUV850/T4/WH	110	347-480	0-10V	>80	5000K	Type IV	13,300	125	Prm	–	B3-U2-G2	MTO
61348	AREAFLD1A/110HUV850/T5/WH	110	347-480	0-10V	>80	5000K	Type V	13,300	124	Prm	–	B3-U2-G1	MTO
61349	AREAFLD1A/145HUV840/T3/WH	145	347-480	0-10V	>80	4000K	Type III	17,000	116	Prm	–	B3-U2-G3	MTO
61350	AREAFLD1A/145HUV840/T4/WH	145	347-480	0-10V	>80	4000K	Type IV	17,100	117	Prm	–	B3-U2-G3	MTO
61351	AREAFLD1A/145HUV840/T5/WH	145	347-480	0-10V	>80	4000K	Type V	17,900	122	Prm	–	B4-U2-G2	–
61352	AREAFLD1A/145HUV850/T3/WH	145	347-480	0-10V	>80	5000K	Type III	17,000	117	Prm	–	B3-U2-G3	MTO
61353	AREAFLD1A/145HUV850/T4/WH	145	347-480	0-10V	>80	5000K	Type IV	17,000	117	Prm	–	B3-U2-G3	MTO
61354	AREAFLD1A/145HUV850/T5/WH	145	347-480	0-10V	>80	5000K	Type V	17,900	123	Prm	–	B4-U2-G2	–
61355	AREAFLD1A/220UNVD840/T3/WH	220	120-277	0-10V	>80	4000K	Type III	27,900	128	Prm	–	B4-U3-G3	–
61356	AREAFLD1A/220UNVD840/T4/WH	220	120-277	0-10V	>80	4000K	Type IV	27,900	128	Prm	–	B4-U3-G3	MTO
61357	AREAFLD1A/220UNVD840/T5/WH	220	120-277	0-10V	>80	4000K	Type V	27,900	128	Prm	–	B4-U3-G2	MTO
61358	AREAFLD1A/220UNVD850/T3/WH	220	120-277	0-10V	>80	5000K	Type III	27,900	128	Prm	–	B4-U3-G3	–
61359	AREAFLD1A/220UNVD850/T4/WH	220	120-277	0-10V	>80	5000K	Type IV	27,900	128	Prm	–	B4-U3-G3	MTO
61360	AREAFLD1A/220UNVD850/T5/WH	220	120-277	0-10V	>80	5000K	Type V	27,900	128	Prm	–	B4-U3-G2	MTO
61361	AREAFLD1A/220HUV840/T3/WH	220	347-480	0-10V	>80	4000K	Type III	27,900	128	Prm	–	B4-U3-G3	MTO
61362	AREAFLD1A/220HUV840/T4/WH	220	347-480	0-10V	>80	4000K	Type IV	28,500	130	Prm	–	B4-U3-G3	MTO
61363	AREAFLD1A/220HUV840/T5/WH	220	347-480	0-10V	>80	4000K	Type V	29,000	130	Prm	–	B4-U3-G2	–
61364	AREAFLD1A/220HUV850/T3/WH	220	347-480	0-10V	>80	5000K	Type III	27,900	128	Prm	–	B4-U3-G3	MTO
61365	AREAFLD1A/220HUV850/T4/WH	220	347-480	0-10V	>80	5000K	Type IV	28,500	130	Prm	–	B4-U3-G3	MTO
61366	AREAFLD1A/220HUV850/T5/WH	220	347-480	0-10V	>80	5000K	Type V	29,000	130	Prm	–	B4-U3-G2	–
61720	AREAFLD1A/290HUV840/T3/BZ	290	347-480	0-10V	>80	4000K	Type III	39,600	137	Prm	–	B4-U3-G3	MTO
61721	AREAFLD1A/290HUV840/T4/BZ	290	347-480	0-10V	>80	4000K	Type VI	39,600	137	Prm	–	B4-U3-G3	MTO
61722	AREAFLD1A/290HUV840/T5/BZ	290	347-480	0-10V	>80	4000K	Type VI	39,600	137	Prm	–	B4-U3-G2	MTO
61723	AREAFLD1A/290HUV850/T3/BZ	290	347-480	0-10V	>80	5000K	Type III	39,600	137	Prm	–	B4-U3-G3	MTO
61724	AREAFLD1A/290HUV850/T4/BZ	290	347-480	0-10V	>80	5000K	Type VI	39,600	137	Prm	–	B4-U3-G3	MTO
61725	AREAFLD1A/290HUV850/T5/BZ	290	347-480	0-10V	>80	5000K	Type VI	39,600	137	Prm	–	B4-U3-G2	MTO

\*LPW per LM79 report  
 \*\*Prm for DLC Premium  
 \*\*\*Made to Order

For further information and to learn more about utility rebates, contact your local SYLVANIA sales representative.

## Options Information

**Sensor:** Dual Motion/Daylight sensor available.

**Max Mounting Height:** 50ft

### Default Sensor Settings

**Brightness:** 100%

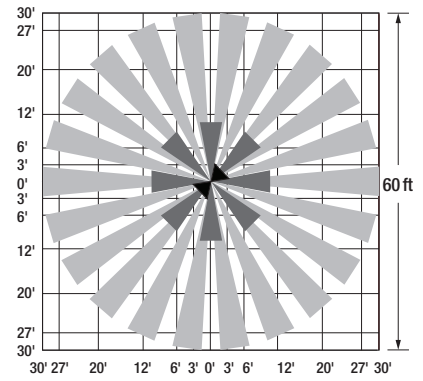
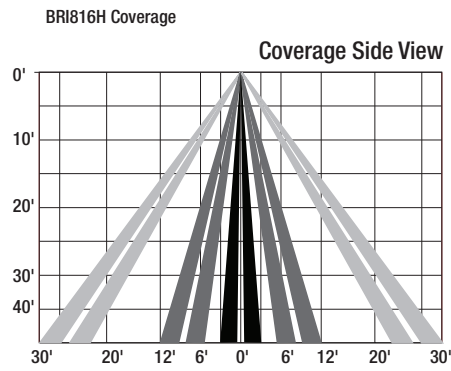
**Sensitivity:** 100%

**Hold time:** 5 minutes

**Standby Dim:** 30%

**Standby Time:** 60 minutes

**Daylight Sensor:** Sunlight



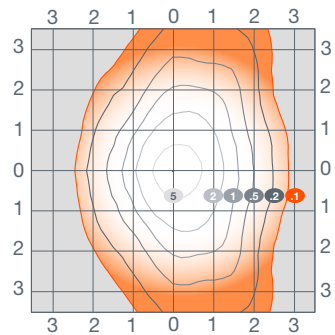
## Additional Specifications

- Specifications subject to change without notice. IES files available online.
- Cast aluminum alloy housing with powder coat paint finish and UV stabilized polycarbonate lens. The standard colors are bronze and white.

## Photometrics

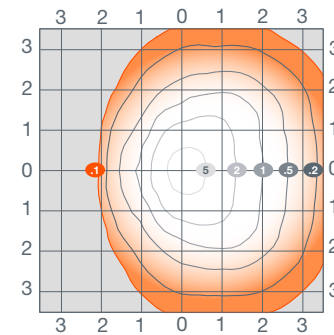
### 70W Type III Distribution

Isofootcandle Lines at 15' Mounting Height



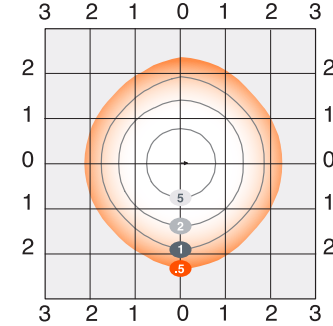
### 70W Type IV Distribution

Isofootcandle Lines at 15' Mounting Height



### 70W Type V Distribution

Isofootcandle Lines at 15' Mounting Height

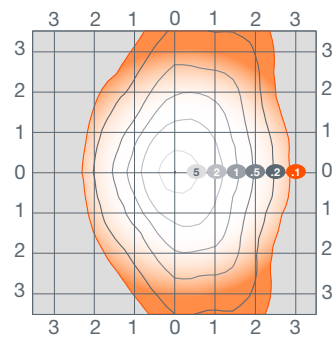


For other mounting heights apply the following multipliers:

Mounting Height	10'	12'	15'	18'	20'	25'
Multiplier	2.25	1.56	1.00	0.69	0.56	0.36

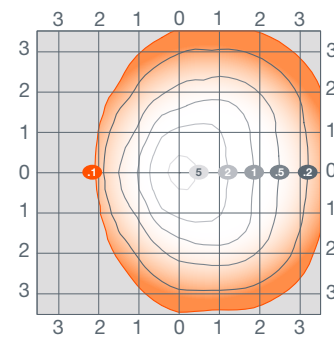
### 110W Type III Distribution

Isofootcandle Lines at 20' Mounting Height



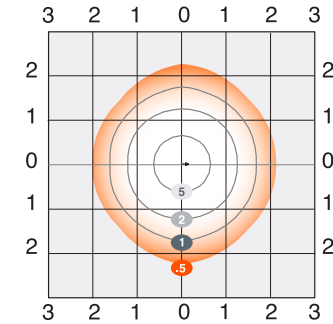
### 110W Type IV Distribution

Isofootcandle Lines at 20' Mounting Height



### 110W and 145W Type V Distribution

Isofootcandle Lines at 20' Mounting Height



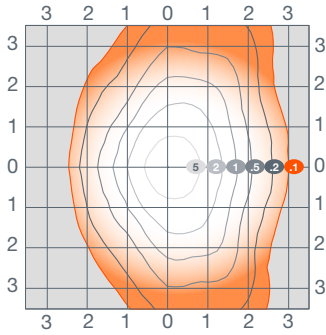
For other mounting heights apply the following multipliers:

Mounting Height	15'	18'	20'	22'	25'	30'
Multiplier	1.78	1.23	1.00	0.83	0.64	0.44

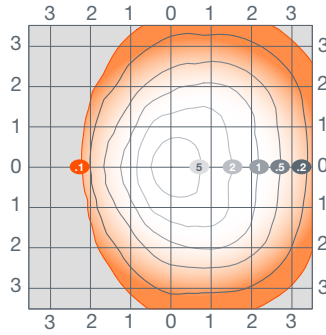
For 145W use  
1.4 multiplier.

## Photometrics (continued)

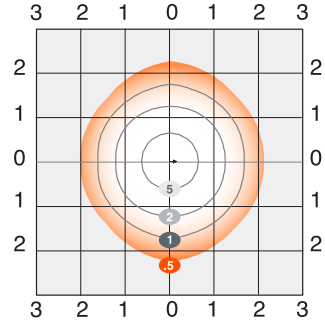
**145W Type III Distribution**  
Isofootcandle Lines at 20' Mounting Height



**145W Type IV Distribution**  
Isofootcandle Lines at 20' Mounting Height



**110W and 145W Type V Distribution**  
Isofootcandle Lines at 20' Mounting Height

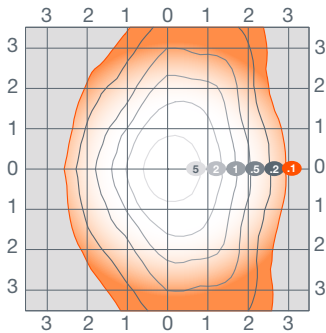


For other mounting heights apply the following multipliers:

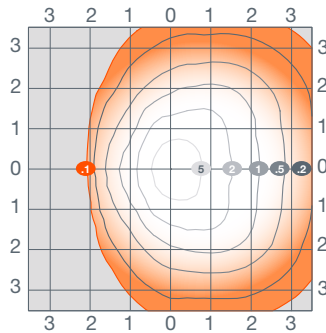
Mounting Height	15'	18'	20'	22'	25'	30'
Multiplier	1.78	1.23	1.00	0.83	0.64	0.44

For 145W use  
1.4 multiplier.

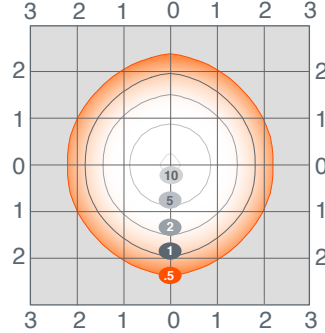
**220W and 290W Type III Distribution**  
Isofootcandle Lines at 25' Mounting Height



**220W and 290W Type IV Distribution**  
Isofootcandle Lines at 25' Mounting Height



**220W and 290W Type V Distribution**  
Isofootcandle Lines at 25' Mounting Height

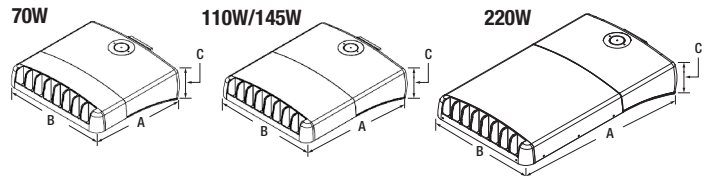


For other mounting heights apply the following multipliers:

Mounting Height	15'	20'	22'	25'	30'	35'
Multiplier	2.78	1.56	1.29	1.00	0.69	0.51

## Physical Information

Lamp Description	(A) Length	(B) Width	(C) Height
70W	12.2 in (309.8 mm)	12.5 in (318 mm)	4.3 in (108.5 mm)
100/145W	15.2 in (386 mm)	12.5 in (318 mm)	4.3 in (108.5 mm)
220W/290W	20.9 in (530.9 mm)	12.5 in (318 mm)	4.3 in (108.5 mm)



**Weight:** 70W: 9.7 lbs (4.4 kg) 110/145W: 11.5 lbs (5.2 kg) 220W: 18.5 lbs (8.4 kg) Slip Fitter/Pole Mount: 2.7 lbs (1.2 kg)

**EPA (Effective Projected Area):** 70W: Pole Mount 0.32ft<sup>2</sup>, Slip Fitter 0.90ft<sup>2</sup> 110/145W: Pole Mount 0.46ft<sup>2</sup>, Slip Fitter 1.12ft<sup>2</sup> 220W/290W: Pole Mount 0.79ft<sup>2</sup>, Slip Fitter 1.54ft<sup>2</sup>

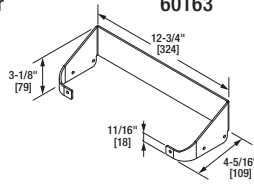


## Mounting Accessories

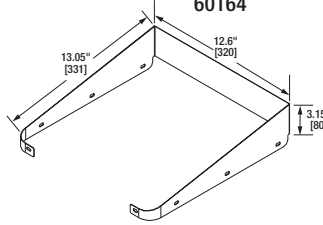
Item Number	Ordering Abbreviation	Item Description
71734	AREAFLD1A/SLIPFITTER/BZ	Slip Fitter Mount, Bronze
60130	AREAFLD1A/WALLTENON/BZ	Wall Tenon Mount, Bronze (Requires Slip Fitter)
71733	AREAFLD1A/POLEMOUNT/BZ	Pole Mount, Bronze
60128	AREAFLD1A/RNDADAPT/BZ	Round Adapter, Bronze (Requires Pole Mount)
60129	AREAFLD1A/WALLMNT/BZ	Wall Mount, Bronze (Requires Pole Mount)
60165	AREAFLD1ATRUNNION/BZ	Trunnion, Bronze
60163	AREAFLD1A/VISOR01/BZ	Visor, Bronze, 70W
60164	AREAFLD1A/VISOR02/BZ	Visor, Bronze, 110/145W
61400	AREAFLD1A/VISOR03/BZ	Visor, Bronze, 220W/290W
60650	AREAFLD1A/POLEMOUNT/WH	Pole Mount, White
60651	AREAFLD1A/SLIPFITTER/WH	Slip Fitter Mount, White
60652	AREAFLD1A/WALLMNT/WH	Wall Mount, White (Requires Pole Mount)
<b>NEMA Photocontrols</b>		
61393	AREAFLDXA/NEMAPHOTOCELL/UNV	NEMA locking photocell, 120-277V
61394	AREAFLDXA/NEMAPHOTOCELL/347	NEMA locking photocell, 347V
61395	AREAFLDXA/NEMAPHOTOCELL/480	NEMA locking photocell, 480V

Visor

60163



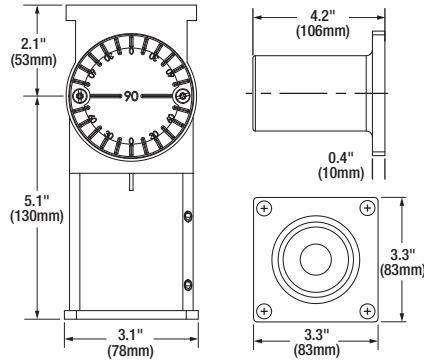
60164



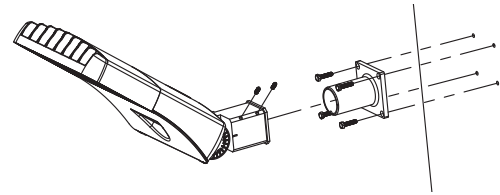
Trunnion (60165)



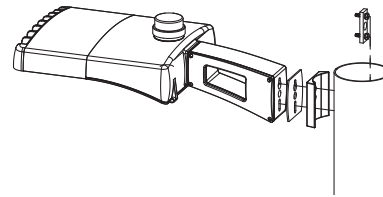
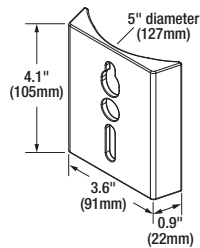
Slip Fitter Mount (71734 or 60651)



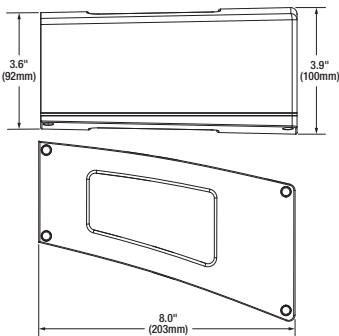
Wall Tenon Mount (60130)



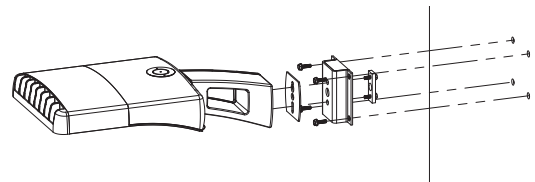
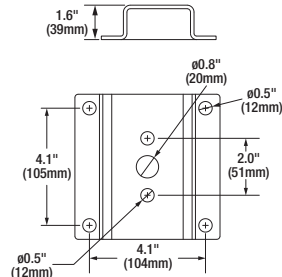
Round Pole Adapter (60128)




Pole Mount (71733 or 60650)



Wall Mount (60129 or 60652)



## Poles

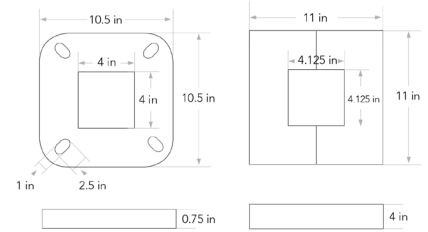
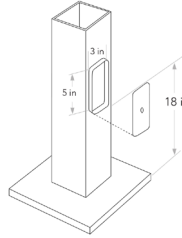
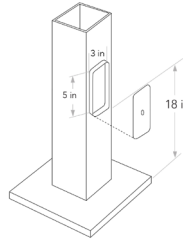


### Product Features

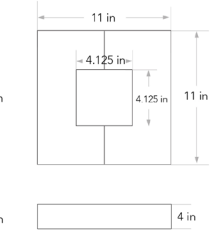
- Poles available in three heights: 20', 25', and 30'
- 20' and 25' poles are 4" square; 30' pole is 5" square
- Offered in 11 gauge
- Fabricated from the highest grade structural steel

### Specifications

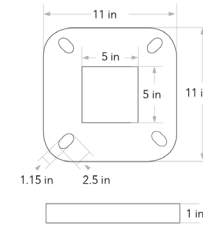
- Square steel pole with powder coat paint. The standard color is bronze
- Polycarbonate spring loaded top cover
- Pre-drilled mounting holes on all 4 sides with Polycarbonate grommets
- Reinforced 3" x 6" cast iron hand-hole with ground screw included
- Easily secured base cover included
- Bolt circle template included



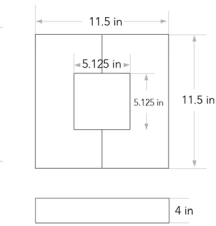
**4x4 Anchor Base Included**



**Base Plate Cover Included  
Packaged Separately**



**5x5 Anchor Base Included**



**Base Plate Cover Included  
Packaged Separately**

## Ordering Guide

POLESQS	1A	/	XX	/	XXG	/	XXIN	/	BZ
Product Name	Generation		Height		Gauge		Size		Finish
POLESQS =	1A		20 = 20 feet		11G = 11		04IN = 4 inches		Bronze
Square Straight Pole			25 = 25 feet				05IN = 5 inches		
			30 = 30 feet						

## Ordering Information (Poles)

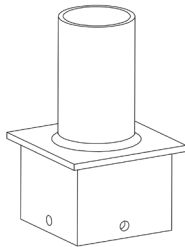
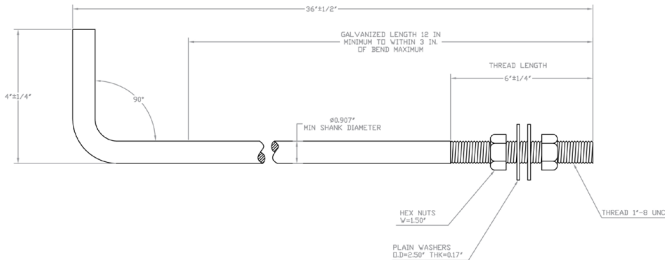
Item Number	Ordering Abbreviation	Shape	Height (ft)	Gauge (in)	Size (in)	Finish
60659	POLESQS1A/20/11G/4IN/BZ	SquareStraight	20	11	4	Bronze
60661	POLESQS1A/25/11G/4IN/BZ	SquareStraight	25	11	4	Bronze
60663	POLESQS1A/30/11G/5IN/BZ	SquareStraight	30	11	5	Bronze
60664	POLESQS1A/30/07G/5IN/BZ	SquareStraight	30	7	5	Bronze

## Ordering Information (Accessories)

Item Number	Ordering Abbreviation	Description	Compatibility
60665	POLESQS1A/ANJBOLTKIT/304	3/4" x 30" Anchor Bolt Kit (set of 4 bolts)	For use with 60659 and 60661
60666	POLESQS1A/ANJBOLTKIT/364	1" x 36" Anchor Bolt Kit (set of 4 bolts)	For use with 60663
60667	POLESQS1A/TENON/4IN/BZ	4" Tenon Mount, Bronze Finish	For use with 60659 and 60661
60668	POLESQS1A/TENON/5IN/BZ	5" Tenon Mount, Bronze Finish	For use with 60663
65013	POLESQS1A/DBLTENON/4IN/BZ	4" Double Tenon Bracket, Bronze Finish	For use with 60659 and 60661
65014	POLESQS1A/DBLTENON/5IN/BZ	5" Double Tenon Bracket, Bronze Finish	For use with 60663
65015	POLESQS1A/DBLBULHORN/4IN/BZ	4" Double Bullhorn Bracket, Bronze Finish	For use with 60659 and 60661
65016	POLESQS1A/DBLBULHORN/5IN/BZ	5" Double Bullhorn Bracket, Bronze Finish	For use with 60663
60845	POLESQS1A/TPLBULHORN/4IN/BZ	4" Triple Bullhorn Bracket, Bronze Finish	For use with 60659 and 60661
60846	POLESQS1A/TPLBULHORN/5IN/BZ	5" Triple Bullhorn Bracket, Bronze Finish	For use with 60663
65112	POLESQS1A/QUADTENON/4IN/BZ	4" Quad Tenon Bracket, Bronze Finish	For use with 60659 and 60661
65113	POLESQS1A/QUADTENON/5IN/BZ	5" Quad Tenon Bracket, Bronze Finish	For use with 60663

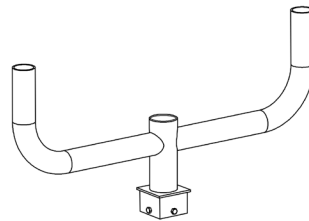
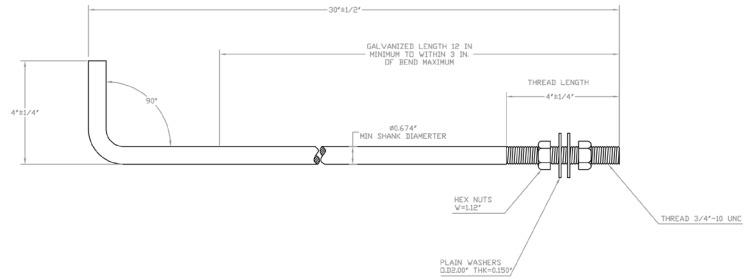
For further information and to learn more about utility rebates, contact your local SYLVANIA sales representative.

### NAED 60665 – 3/4" x 30"

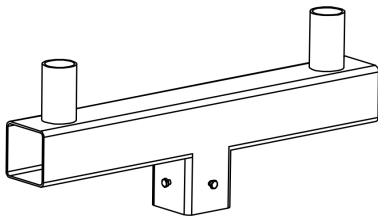


**Tenon**  
NAED 60667 – 4 inch  
NAED 60668 – 5 inch

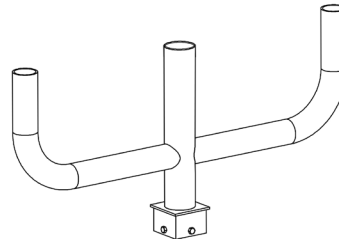
### NAED 60666 – 1" x 36"



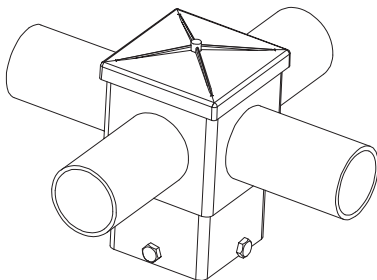
**Double Bullhorn**  
NAED 65015 – 4 inch  
NAED 65016 – 5 inch



**Double Tenon**  
NAED 65013 – 4 inch  
NAED 65014 – 5 inch



**Triple Bullhorn**  
NAED 60845 – 4 inch  
NAED 60846 – 5 inch



**Quad Tenon**  
NAED 65112 – 4 inch  
NAED 65113 – 5 inch



### Maximum EPA Loading per Pole

Ordering Abbreviation	85 MPH	90 MPH	100 MPH	110 MPH	120 MPH	130 MPH	140 MPH
POLE1A/SQ/20/11	10.4	8.7	6	4	2.6	1.4	0.5
POLE1A/SQ/25/11	5	3.8	1.8	0.4	-	-	-
POLE1A/SQ/30/11	7	5.4	3	1.3	0.2	-	-

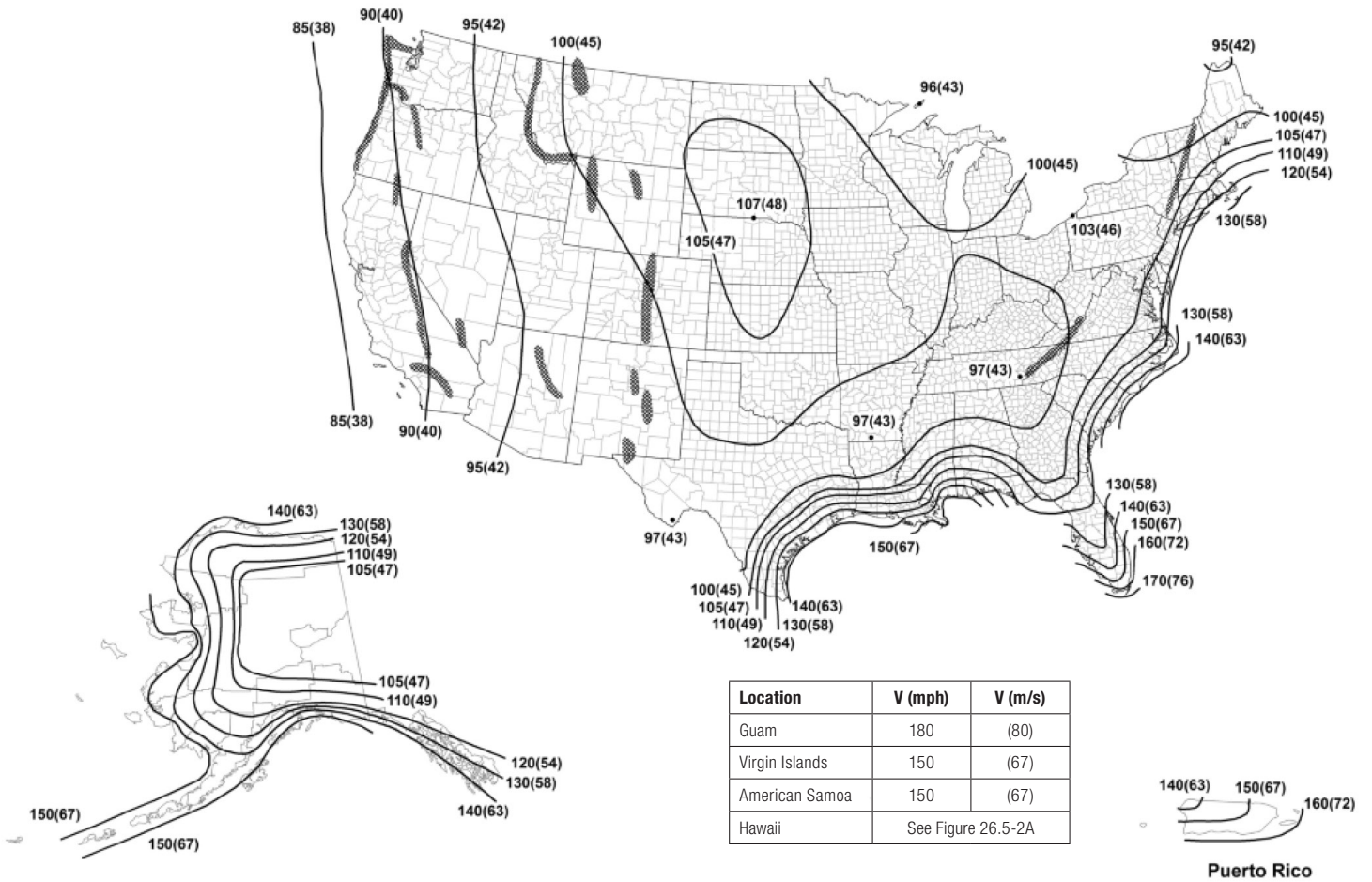
### Fixture Pole Loading – Pole Mount

Pole Description	100 MPH			110 MPH			120 MPH			130 MPH			140 MPH	
	# Area-70	# Area-110/145	# Area-220	# Area-70	# Area-110/145	# Area-220	# Area-70	# Area-110/145	# Area-220	# Area-70	# Area-110/145	# Area-220	# Area-70	# Area-110/145
POLESQS1A/20/11G/4IN/BZ	18	13	7	12	8	5	8	5	3	4	3	1	1	1
POLESQS1A/25/11G/4IN/BZ	5	3	2	1	0	0	0	0	0	0	0	0	0	0
POLESQS1A/30/11G/4IN/BZ	9	6	3	4	2	1	0	0	0	0	0	0	0	0

### Fixture Pole Loading – Slip Fitter Mount (based on 45° angle)

Pole Description	85 MPH			90 MPH			100 MPH			110 MPH		
	# Area-70	# Area-110/145	# Area-220	# Area-70	# Area-110/145	# Area-220	# Area-70	# Area-110/145	# Area-220	# Area-70	# Area-110/145	# Area-220
<b>With Double Tenon, Knuckle, 2 Area Lights</b>												
POLESQS1A/20/11G/4IN/BZ	Y	Y	Y	Y	Y	Y	Y	Y	Y	Y	Y	N
POLESQS1A/25/11G/4IN/BZ	Y	Y	Y	Y	Y	N	N	N	N	N	N	N
POLESQS1A/30/11G/5IN/BZ	Y	Y	Y	Y	Y	Y	N	N	N	N	N	N
<b>With Double Bullhorn, Knuckle, 2 Area Lights</b>												
POLESQS1A/20/11G/4IN/BZ	Y	Y	Y	Y	Y	Y	Y	Y	Y	Y	Y	N
POLESQS1A/25/11G/4IN/BZ	Y	Y	Y	Y	Y	N	N	N	N	N	N	N
POLESQS1A/30/11G/5IN/BZ	Y	Y	Y	Y	Y	Y	Y	N	N	N	N	N
<b>With Triple Bullhorn, Knuckle, 3 Area Lights</b>												
POLESQS1A/20/11G/4IN/BZ	Y	Y	Y	Y	Y	Y	Y	Y	N	N	N	N
POLESQS1A/25/11G/4IN/BZ	Y	Y	N	N	N	N	N	N	N	N	N	N
POLESQS1A/30/11G/5IN/BZ	Y	Y	N	Y	Y	N	N	N	N	N	N	N

# Wind Map



**Notes: Dark shading indicates a special wind region.**

1. Values are nominal design 3-s gust wind speeds in miles per hour (m/s) at 33 ft. (10 m) above ground for Exposure Category C.
2. Linear interpolation is permitted between contours. Point values are provided to aid with interpolation.
3. Islands, coastal areas, and land boundaries outside the last contour shall use the last wind speed contour.
4. Mountainous terrain, gorges, ocean promontories, and special wind regions shall be examined for unusual wind conditions.
5. Wind speeds correspond to approximately a 15% probability of exceedance in 50 years. (Annual Exceedance Probability = 0.00333, MRI = 300 years).
6. Location-specific basic wind speeds shall be permitted to be determined using [www.atcouncil.org/windspeed](http://www.atcouncil.org/windspeed).

LEDVANCE LLC  
 200 Ballardvale Street  
 Wilmington, MA 01887 USA  
 Phone 1-800-LIGHTBULB (1-800-544-4828)  
[www.sylvania.com](http://www.sylvania.com)

Name: \_\_\_\_\_  
 Email: \_\_\_\_\_  
 Phone: \_\_\_\_\_

SYLVANIA and LEDVANCE are registered trademarks.  
 All other trademarks are those of their respective owners.  
 Licensee of product trademark SYLVANIA in general lighting.  
 Specifications subject to change without notice.

[/sylvania](https://twitter.com/sylvania) [/sylvania](https://facebook.com/sylvania)

