

MUAA

MAKE-UP AIR UNIT



GET SOME FRESH AIR... INDOORS!

The MUAA distributes tempered fresh air to provide maximum comfort to the occupants in a well-ventilated home. The heating elements modulate continuously, allowing to heat fresh air at a lower cost. Compact and flexible, this unit has multiple installation positions (horizontal, vertical upflow or downflow) and a plenum kit that allows it to be installed into confined spaces. The MUAA meets ANSI/UL 1995 and ASHRAE 62.2 requirements (*Ventilation and acceptable indoor air quality in low-rise residential buildings*).

THE MOST COMPACT AND LIGHTWEIGHT ON THE MARKET

MULTIPLE INSTALLATION POSITIONS

INTEGRATED TEMPERATURE SENSOR FOR EASY INSTALLATION

TWO MODES OF OPERATION CONTINUOUS AND INTERMITTENT

EASY ACCESS TO ELECTRICAL AND MECHANICAL COMPONENTS

PLENUM KIT FOR INSTALLATION INTO CONFINED SPACES

FINISH

- 22-gauge galvanized steel cabinet resistant to corrosion

MANUFACTURING

- removable electric elements with automatic thermal protection
- manual thermal protection
- built-in temperature sensor
- spring backdraft damper with gasket
- easily accessible, washable aluminum filter

ELEMENTS

- open, nichrome elements
- modulation of the elements by the SCR technology to maintain a constant temperature using only the required energy

CONTROL



- wall control (MUAA06 120V-1P and 240/208V-1P models)
- terminal strip for exhaust fan (MUAA06 120V-1P and 240/208V-1P models)
- current switch to synchronize with activation of an exhaust fan (other models)

INSTALLATION

- 6 in. to 12 in. round duct
- horizontal air flow for all models
- vertical air upflow or downflow on 6 in. to 10 in. models only
- "zero inch" clearance from flammable materials

WARRANTY

- three years, *five years on elements



ACCESSORIES

PRODUCT	DESCRIPTION
SWI-037	wall control (included with the MUAA06 120V-1P and 240/208V-1P models)
MUAA6-DIS*	disconnect switch 6 in (25 A @ 120 V-1P, 240/208 V-1P)
MUAA06-DIS*	disconnect switch 6 in (40 A @ 208 V-3P, 347 V-1P, 480 V-3P, 600 V-3P)
MUAA08-DIS*	disconnect switch 8 in (40 A)
MUAA10-DIS*	disconnect switch 10 in (100 A)
MUAA12-DIS*	disconnect switch 12 in (100 A)
MUAA6-DNW**	plenum kit 6 in (25 A @ 120 V-1P, 240/208 V-1P)
MUAA06-DNW**	plenum kit 6 in (40 A @ 208 V-3P, 347 V-1P, 480 V-3P, 600 V-3P)
MUAA08-DNW**	plenum kit 8 in (40 A)
MUAA10-DNW**	plenum kit 10 in (100 A)
MUAA12-DNW**	plenum kit 12 in (100 A)

* Includes a disconnect switch, sealed control panel (meet NEMA 12) and wire mesh at air outlet.

** Factory installed



Stelpro reserves the right to modify descriptions, manufacturing specifications or prices without prior notice. Returns are not accepted for orders of products with optional colours. For all the latest models and prices, please refer to our website at www.stelpro.com.



FC_MUAA_EN_130722

TECHNICAL SPECIFICATIONS

PRODUCT	COLLAR DIAMETER	POWER	VOLTAGE	RECOMMENDED FLOW*	WEIGHT	A		B		C		D	
CODE	IN.	KILOWATTS	VOLTS	CFM	LB	IN.	MM	IN.	MM	IN.	MM	IN.	MM
MUAAXXYZZ(M)	6*	1.5 2.0	120-1P	45 60	15	11 7/8	302	18	457	13 1/8	333	8 1/8	206
	6*	1.5 2.0 3.0	240/208-1P	45 60 90	15	11 7/8	302	18	457	13 1/8	333	8 1/8	206
	6	1.5 2.0 3.0	208-3P 347-1P 480-3P 600-3P	45 60 90	27	13 7/8	352	23 1/8	587	18 1/4	464	10	254
	8	4.5 5.0 6.0	240/208-1P 208-3P 347-1P 480-3P 600-3P	120 160 180	28	13 7/8	352	23 1/8	587	18 1/4	464	10	254
	10	7.0 8.0 9.0 10.0 12.0	240/208-1P 208-3P 347-1P 480-3P 600-3P	210 240 270 300 360	42	18 5/8	473	28 1/8	714	21 7/8	556	12 3/4	324
	12	8.0 10.0 12.0 14.0 16.0 18.0 20.0	240/208-1P 208-3P 347-1P 480-3P 600-3P	240 300 360 420 480 540 600	45	18 5/8	473	28 1/8	714	21 7/8	556	12 3/4	324

XX: Collar diameter

YY: Power in kilowatt (01 = 1.5 kw et 04 = 4.5 kw)

ZZ: Voltage (11 = 120V-1P | 83 = 208V-3P | 21 = 240/208V-1P | 31 = 347V-1P | 53 = 480V-3P | 63 = 600V-3P)

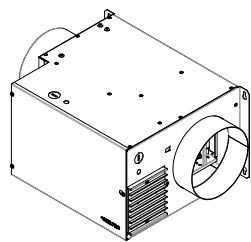
(M): A motorized feature is available upon request for 6* models.

6*: These models are offered with a neutral terminal (three-wire connection). Refer to the electrical drawing for more details.

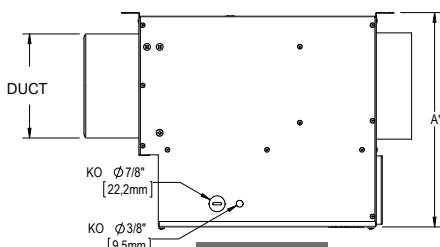
* To reach maximum product outlet temperature when outside temperature is -20 °C (-4 °F)

TECHNICAL DRAWINGS

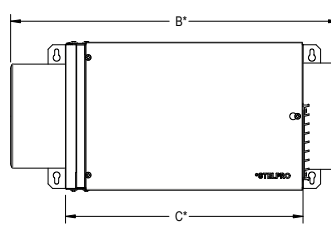
MUA06 120V-1P AND 240/208V-1P MODELS



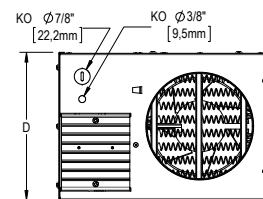
ISOMETRIC



TOP

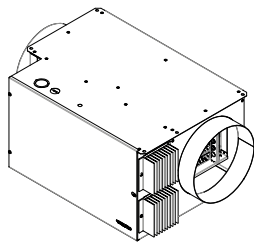


FRONT

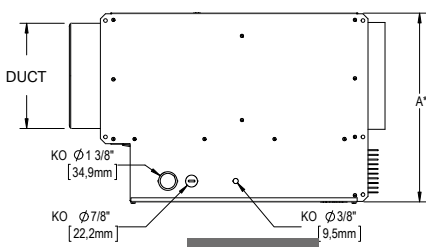


SIDE

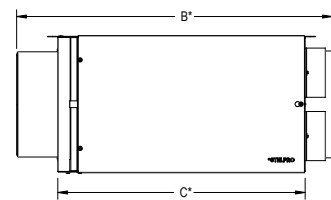
OTHER MODELS



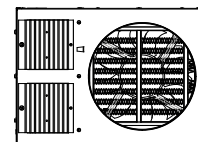
ISOMETRIC



TOP



FRONT



SIDE

MAXIMUM PERFORMANCE CHART

