

ACBH

CABINET HEATER



POWERFUL HEATER, IMPRESSIVE RESULTS

When you need a lot of high-efficiency heating, the ACBH is the right choice. Its resistant coating is well-suited to all types of commercial spaces and other high-traffic areas. This forced-air cabinet heater features unparalleled durability. It is also extremely versatile, with the option of recessed, semi-recessed or surface mounted installation, and a durable steel casing. The ACBH unit can be ceiling mounted when wall mounting is not an option. The ACBH ensures powerful, even air flow as the fan is coupled directly to the motor. The option of connecting it to a ventilation duct makes it even more adaptable. The CBH is your assurance of reliable heating for years to come.

POWERFUL WITH BIG AIRFLOW

MULTIPLE INSTALLATION OPTIONS
RECESSED, SEMI-RECESSED, SURFACE
MOUNTED TO A CEILING OR WALL

ROBUST AND DURABLE

COLOURS

- **standard:** white, soft white
- **Orora (optional):** refer to www.stelpro.com/en-CA/Orora

FINISH

- epoxy-polyester powdercoat

MANUFACTURING

- 18-gauge steel cabinet and 16-gauge steel front panel
- powerful motor with squirrel-cage blower and time-delay relay
- 1/15 hp (2 kW to 12 kW units); 1/5 hp (15 kW to 20 kW units)
- large variety of airflow configurations which are adaptable on the construction site
- thermal protection with automatic reset
- high intensity (factory setting)
- low intensity available when manufactured with high/low selection switch (optional)

ELEMENT

- nichrome element producing instant heat

CONTROL

- high/low switch (heating and ventilation) (available from 4 kW)
- connection of multiple units to the same thermostat is possible with a relay kit without transformer (optional) and an external transformer (not provided)

INSTALLATION

- wall mounted
- ceiling mounted (maximum 12 ft. in height)
- surface mounted
- recessed or semi-recessed with four-piece trim frame (optional)

WARRANTY

- three years

IDEAL FOR:

commercial space, hospital, shopping centre, school, sports arena

°STELPRO

Stelpro reserves the right to modify descriptions, manufacturing specifications or prices without prior notice. No returns accepted on optional-color products. For all the latest models and prices, please refer to our website at www.stelpro.com.



FC_CBH_US_071122

TECHNICAL SPECIFICATIONS

BUILT-IN THERMOSTAT	240 V CONTROL	24 V CONTROL		POWER	
CODE	CODE	CODE	VOLTS	KW	BTU/H
24 IN. MODELS (2 KW TO 6 KW) / CFM 300 / 77 LB					
ACBH0281CT	ACBH0281C	ACBH0281C24	208	2	6825
ACBH0283CT*	ACBH0283C*	ACBH0283C24*	208	2	6825
ACBH0221CT	ACBH0221C	ACBH0221C24	240	2	6825
ACBH0271CT	ACBH0271C	ACBH0271C24	277	2	6825
ACBH0251CT	ACBH0251C	ACBH0251C24	480	2	6825
ACBH0253CT*	ACBH0253C*	ACBH0253C24*	480	2	6825
ACBH0381CT	ACBH0381C	ACBH0381C24	208	3	10 238
ACBH0383CT*	ACBH0383C*	ACBH0383C24*	208	3	10 238
ACBH0321CT	ACBH0321C	ACBH0321C24	240	3	10 238
ACBH0371CT	ACBH0371C	ACBH0371C24	277	3	10 238
ACBH0351CT	ACBH0351C	ACBH0351C24	480	3	10 238
ACBH0353CT*	ACBH0353C*	ACBH0353C24*	480	3	10 238
ACBH0481CT	ACBH0481C	ACBH0481C24	208	4	13 648
ACBH0483CT*	ACBH0483C*	ACBH0483C24*	208	4	13 648
ACBH0421CT	ACBH0421C	ACBH0421C24	240	4	13 648
ACBH0471CT	ACBH0471C	ACBH0471C24	277	4	13 648
ACBH0451CT	ACBH0451C	ACBH0451C24	480	4	13 648
ACBH0453CT*	ACBH0453C*	ACBH0453C24*	480	4	13 648
ACBH0581CT	ACBH0581C	ACBH0581C24	208	5	17 064
ACBH0583CT*	ACBH0583C*	ACBH0583C24*	208	5	17 064
ACBH0521CT	ACBH0521C	ACBH0521C24	240	5	17 064
ACBH0571CT	ACBH0571C	ACBH0571C24	277	5	17 064
ACBH0551CT	ACBH0551C	ACBH0551C24	480	5	17 064
ACBH0553CT*	ACBH0553C*	ACBH0553C24*	480	5	17 064
ACBH0681CT	ACBH0681C	ACBH0681C24	208	6	20 476
ACBH0683CT*	ACBH0683C*	ACBH0683C24*	208	6	20 476
ACBH0621CT	ACBH0621C	ACBH0621C24	240	6	20 476
ACBH0671CT	ACBH0671C	ACBH0671C24	277	6	20 476
ACBH0651CT	ACBH0651C	ACBH0651C24	480	6	20 476
ACBH0653CT*	ACBH0653C*	ACBH0653C24*	480	6	20 476
36 IN. MODELS (8 KW TO 12 KW) / CFM 600 / 95 LB					
ACBH0881CT	ACBH0881C	ACBH0881C24	208	8	27 302
ACBH0883CT*	ACBH0883C*	ACBH0883C24*	208	8	27 302
ACBH0821CT	ACBH0821C	ACBH0821C24	240	8	27 302
ACBH0871CT	ACBH0871C	ACBH0871C24	277	8	27 302
ACBH0851CT	ACBH0851C	ACBH0851C24	480	8	27 302
ACBH0853CT*	ACBH0853C*	ACBH0853C24*	480	8	27 302
ACBH1081CT	ACBH1081C	ACBH1081C24	208	10	34 127
ACBH1083CT*	ACBH1083C*	ACBH1083C24*	208	10	34 127
ACBH1021CT	ACBH1021C	ACBH1021C24	240	10	34 127
ACBH1071CT	ACBH1071C	ACBH1071C24	277	10	34 127
ACBH1051CT	ACBH1051C	ACBH1051C24	480	10	34 127
ACBH1053CT*	ACBH1053C*	ACBH1053C24*	480	10	34 127
ACBH1283CT*	ACBH1283C*	ACBH1283C24*	208	12	40 952
ACBH1221CT	ACBH1221C	ACBH1221C24	240	12	40 952
ACBH1271CT	ACBH1271C	ACBH1271C24	277	12	40 952
ACBH1253CT*	ACBH1253C*	ACBH1253C24*	480	12	40 952
48 IN. MODELS (15 KW TO 20 KW) / CFM 1000 / 112 LB					
ACBH1583CT*	ACBH1583C*	ACBH1583C24*	208	15	51 191
ACBH1521CT	ACBH1521C	ACBH1521C24	240	15	51 191
ACBH1571CT	ACBH1571C	ACBH1571C24	277	15	51 191
ACBH1553CT*	ACBH1553C*	ACBH1553C24*	480	15	51 191
ACBH1883CT*	ACBH1883C*	ACBH1883C24*	208	18	61 429
ACBH1821CT	ACBH1821C	ACBH1821C24	240	18	61 429
ACBH1871CT	ACBH1871C	ACBH1871C24	277	18	61 429
ACBH1853CT*	ACBH1853C*	ACBH1853C24*	480	18	61 429
ACBH2083CT*	ACBH2083C*	ACBH2083C24*	208	20	68 254
ACBH2021CT	ACBH2021C	ACBH2021C24	240	20	68 254
ACBH2071CT	ACBH2071C	ACBH2071C24	277	20	68 254
ACBH2053CT*	ACBH2053C*	ACBH2053C24*	480	20	68 254

Add W for white or SW for soft white (consult the optional colors chart or contact your Stelpro representative for all other colors).

* Three-phase unit

Stelpro reserves the right to modify descriptions, manufacturing specifications or prices without prior notice. **No returns accepted on optional-color products.**
For all the latest models and prices, please refer to our website at www.stelpro.com.



ACCESSORIES

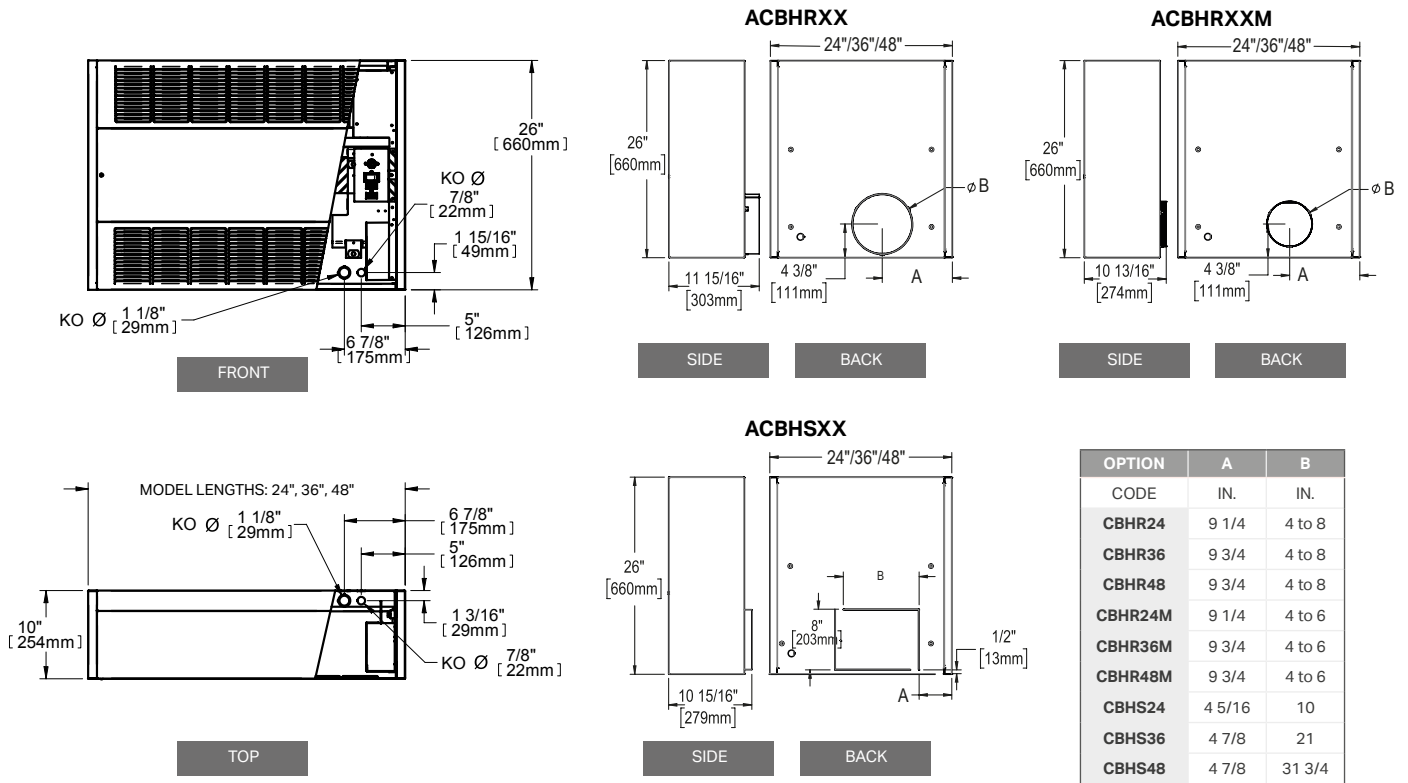
PRODUCT	DESCRIPTION
CBHT1	built-in tamper-proof single pole thermostat
CBHFS*	fan switch
CBHMS*	on/off switch
CBHHL*	high/low switch (available from 4 kW)
CBHTB24*	four-piece trim frame (24 in. – 610 mm units)
CBHTB36*	four-piece trim frame (36 in. – 914 mm units)
CBHTB48*	four-piece trim frame (48 in. – 1219 mm units)
CBHSB24*	sub-base (24 in. – 610 mm units)
CBHSB36*	sub-base (36 in. – 914 mm units)
CBHSB48*	sub-base (48 in. – 1219 mm units)
CBHCB24**	clean back (fully finished, no mounting holes or knockouts) (24 in. – 610 mm units)
CBHCB36**	clean back (fully finished, no mounting holes or knockouts) (36 in. – 914 mm units)
CBHCB48**	clean back (fully finished, no mounting holes or knockouts) (48 in. – 1219 mm units)
CBHC24RX*	relay kit without transformer 24 V
CBHDIS 80A*	built-in disconnect switch [80 A]
CBHR24M*	motorized fresh air damper for 24 inch unit – round collar (4 to 6 in.) (for FF, FT or FB configurations only)
CBHR36M*	motorized fresh air damper for 36 inch unit – round collar (4 to 6 in.) (for FF, FT or FB configurations only)
CBHR48M*	motorized fresh air damper for 48 inch unit – round collar (4 to 6 in.) (for FF, FT or FB configurations only)
CBHS24*	fresh air inlet for 24 inch unit – square collar (max 10 in. L x 8 in. H)
CBHS36*	fresh air inlet for 36 inch unit – square collar (max 21 in. L x 8 in. H)
CBHS48*	fresh air inlet for 48 inch unit – square collar (max 31 3/4 in. L x 8 in. H)
CBHR24*	fresh air inlet for 24 inch unit – round collar (4 to 8 in.)
CBHR36*	fresh air inlet for 36 inch unit – round collar (4 to 8 in.)
CBHR48*	fresh air inlet for 48 inch unit – round collar (4 to 8 in.)

* Add W for white or SW for soft white. * Factory installed

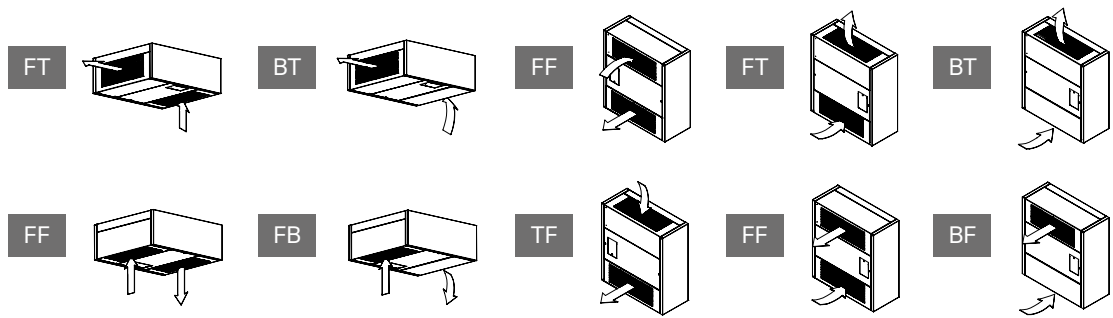
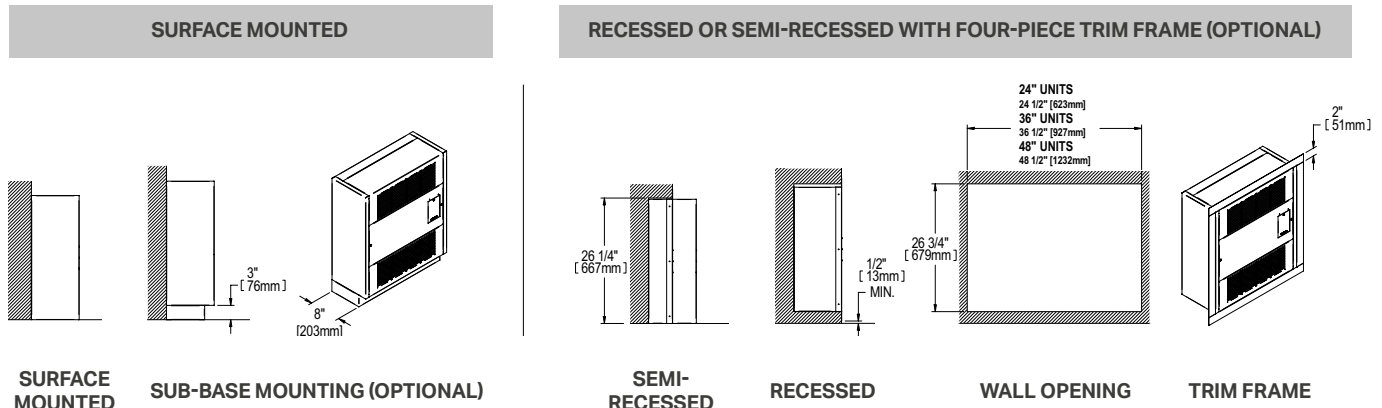
HEAT RISE AND AIRFLOW

UNITS		AIRFLOW
KW	°F	CFM
2	21	300
3	32	300
4	42	300
5	53	300
6	63	300
8	42	600
10	53	600
12	63	600
15	47	1000
18	57	1000
20	63	1000

TECHNICAL DRAWINGS



INSTALLATION



SEVERAL AIRFLOW CONFIGURATIONS ARE POSSIBLE AND ADAPTABLE ON CONSTRUCTION SITE:
 F = FRONT, T = TOP, B = BOTTOM

Stelpro reserves the right to modify descriptions, manufacturing specifications or prices without prior notice. No returns accepted on optional-color products. For all the latest models and prices, please refer to our website at www.stelpro.com.