

## CP SERIES RADIANT CEILING PANELS



### IDEAL SPACES

- Offices
- Laboratories
- Hallways
- Yoga Studios
- Lobbies
- Living Rooms
- Conference Rooms
- Bedrooms
- Retail Spaces
- Bathrooms
- Locker Rooms
- Basements

### COLORS

- Flurry White
- Custom Colors and Silkscreens Available

### DIMENSIONS

- 24" x 24" and 24" x 48"
- Custom Sizes Available



- Ideal for invisible, primary or supplemental comfort
- Perfect for offsetting perimeter heat losses or providing primary heat to an entire space
- Full line of custom panels available upon request (see specifications on next page)
- Unit comes standard with 48 in. of 1/2 in. flexible metal conduit and J-Box connector
- Insulation - Made of 1 in., 1 lb. density, high-temperature fiberglass
- Galvanized or aluminized steel housing
- Encapsulated casted element assures uniform temperatures across surface and unit longevity
- Includes ground wire and 48 in. lead wires housed in flexible metal conduit
- All panels come standard with combination Earthquake/T-bar grip clips
- Hanging Clips provide holes for support chains, or can be folded over T-Bar to reduce lateral movement
- Constructed of fire retardant materials; no fire or hazardous rating



# CP SERIES

## RADIANT CEILING PANELS

### MODELS & SPECIFICATIONS / STANDARD

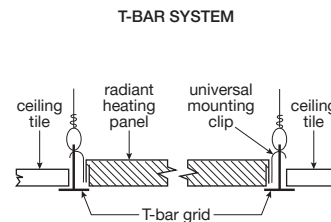
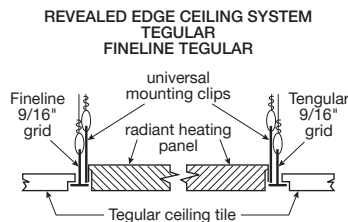
CATALOG NO.	UPC	VOLTS	WATTS	AMPS	SIZE (in.)	SHIP WT. (LBS)
CP251F	6 85360 01658 0	120	250	2.1	24x24	15
CP258F	6 85360 01663 4	208	250	1.2	24x24	15
CP252F	6 85360 01659 7	240	250	1.0	24x24	15
CP257F	6 85360 01662 7	277	250	0.9	24x24	15
CP253F	6 85360 01660 3	347	250	0.7	24x24	15
CP311F	6 85360 01669 6	120	310	2.6	24x24	15
CP318F	6 85360 01674 0	208	310	1.5	24x24	15
CP312F	6 85360 01670 2	240	310	1.3	24x24	15
CP317F	6 85360 01671 9	277	310	1.1	24x24	15
CP313F	6 85360 01673 3	347	310	0.9	24x24	15
CP371F	6 85360 01675 7	120	375	3.1	24x24	15
CP378F	6 85360 01685 6	208	375	1.8	24x24	15
CP372F	6 85360 01676 4	240	375	1.6	24x24	15
CP377F	6 85360 01677 1	277	375	1.4	24x24	15
CP373F	6 85360 01684 9	347	375	1.1	24x24	15
CP501F	6 85360 01691 7	120	500	4.2	24x48	28
CP508F	6 85360 01696 2	208	500	2.4	24x48	28
CP502F	6 85360 01692 4	240	500	2.1	24x48	28
CP507F	6 85360 01695 5	277	500	1.8	24x48	28
CP503F	6 85360 01693 1	347	500	1.4	24x48	28
CP621F	6 85360 01697 9	120	625	5.2	24x48	28
CP628F	6 85360 01707 5	208	625	3.0	24x48	28
CP622F	6 85360 01698 6	240	625	2.6	24x48	28
CP627F	6 85360 01706 8	277	625	2.3	24x48	28
CP623F	6 85360 01699 3	347	625	1.8	24x48	28
CP751F	6 85360 01713 6	120	750	6.3	24x48	28
CP758F	6 85360 01718 1	208	750	3.6	24x48	28
CP752F	6 85360 01714 3	240	750	3.1	24x48	28
CP757F	6 85360 01717 4	277	750	2.7	24x48	28
CP753F	6 85360 01715 0	347	750	2.1	24x48	28

**NOTE: When ordering panels with custom features, the catalog number will change. Please see next page for more information on made to order custom products.**

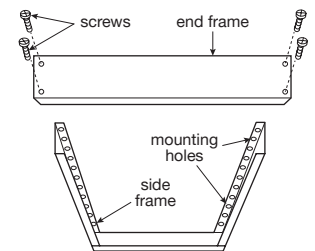
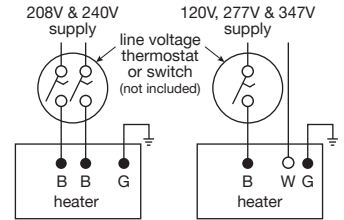
### ACCESSORIES / STANDARD

CATALOG NO.	UPC	DESCRIPTION
QSF2424	6 85360 20184 3	Surface Mounting Frame for 24" x 24" Panels
QSF2448	6 85360 20185 0	Surface Mounting Frame for 24" x 48" Panels
QRF2424	6 85360 20186 7	Recess Mounting Frame for 24" x 24" Panels
QRF2448	6 85360 20187 4	Recess Mounting Frame for 24" x 48" Panels

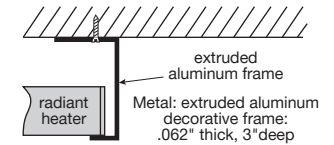
NOTE: Heating panels do not have a fire or hazardous rating, but construction is of fire retardant materials. Panels normally are treated like light fixtures. If necessary, acoustical tile can be placed on top of the panels.



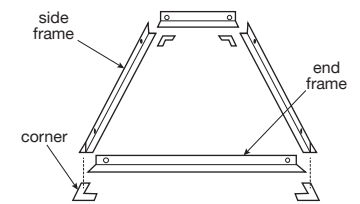
### Wiring Diagrams: Heaters must be properly grounded



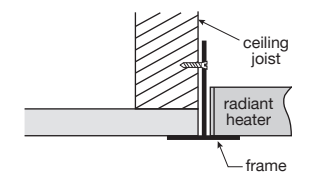
### Frame construction for surface mount panels



Wood: heaters can be framed in wood. Consult your factory representative for specifics.



### Frame construction for recessed panels



Metal: extruded aluminum inverted "T" "T"= .125 thick by 1.432 wide by 1.875 high

## ADDITIONAL FEATURES / MADE TO ORDER

**TEGULAR** (revealed edge): Tegular systems may utilize a standard grid with a 10/16 in. cross-T or a “fine line” grid with a 9/16 in. cross-T. The acoustical tile is notched to hang below the grid creating the revealed edge. Tegular panels are built with a support angle on all four sides to allow the panel front to drop flush with the finished ceiling. Tegular and Fine line Tegular panels are supplied standard with universal mounting clips installed for support chain.

**SILKSCREEN:** Radiant heating panels can be silk screened to provide an architectural blend with leading acoustical tiles. For T-bar, concealed spline and Tegular ceiling systems.

**CUSTOM COLORS:** Radiant heating panels can be painted any color desired with high temperature acrylic paints without affecting panel performance. Radiant energy is emitted from heating panels in the 8-10 micron wavelength range. One of the principal characteristics of the wavelength is that it is not color selective as are shorter wavelengths. Consequently, the surface color of the panel is unimportant to heating efficiency and can be considered solely in the light of aesthetics.

**PANEL FRONTS FOR CONTINUOUS CEILING LINE:** To provide a continuous ceiling line around the perimeter of a building, the factory can provide panel fronts to be interspersed between the functioning heating panels.

**CONTROLS:** P/E Switches - factory prewired to heaters. 20 amps - 120V, 240V, 208V and 277V. Power Relay - factory prewired to heaters. 30 amps single-pole with 24V, 120V, 208/240V or 277V holding coil voltages.

**LONGER FLEXIBLE CONDUIT:** Panels will replace the standard 48 in. greenfield with up to 11 ft. of 1/2 in. flexible conduit.

**STAINLESS STEEL CONSTRUCTION:** Special stainless steel panels are available for chlorine storage areas. Panels will be equipped with seal tight connectors and silicone sealed. If orders call for stainless steel construction the panels will be painted unless specified different. Three different finishes available - mill, mirror and brushed.

**FACTORY SILICONE-SEALED PANELS:** Exterior moisture and condensation do not affect heating panel performance, but water inside the unit can cause the panel to fail. Panels being used in locker rooms and swimming pool areas should be totally sealed with silicone at the factory before shipment, if there is a chance of moisture above the ceiling, then seal tight conduit and seal tight connectors also should be used.

**SEAL-TIGHT FLEXIBLE CONDUIT & CONNECTORS:** Radiant ceiling panels come with 1/2 in. greenfield flexible conduit and straight connectors. Seal-tight connectors and conduit can be substituted at the factory if panels are to be used in high moisture areas or if required by local electrical codes.

**HEAVIER DUTY PANELS:** For special installation the factory can use heavier gauge steel in the construction of the panels.

**MODULAR WIRING SYSTEMS:** For specific jobs, the factory can substitute modular connector for the straight connectors and pig tails that are standard equipment.

MODELS & SPECIFICATIONS / MADE TO ORDER								
		WATTS PER PANEL – NOMINAL PANEL LENGTH						
PANEL WIDTH (IN.)	WATT DENSITY	24-35 IN.	36-47 IN.	48-59 IN.	60-71 IN.	72-83 IN.	84-95 IN.	96 IN.
10-13	High	155	235	315	390 <sup>^</sup>	–	–	–
	Med	130	195	260	325 <sup>^</sup>	–	–	–
	Low	105	155	210	260 <sup>^</sup>	–	–	–
14-17	High	235	350	470	585 <sup>^</sup>	–	–	–
	Med	195	295	390	490 <sup>^</sup>	–	–	–
	Low	155	235	315	390 <sup>^</sup>	–	–	–
18-21	High	315	470	625	780	940 <sup>^^</sup>	–	–
	Med	260	390	520	650	780 <sup>^^</sup>	–	–
	Low	210	315	415	520	625 <sup>^^</sup>	–	–
22-28	High	375	565	750	940	1125	1315	1500
	Med	310	470	625	785	940	1095	1250
	Low	250	375	500	625	750	875	1000

NOTE: Custom products are made to order and non-returnable.

## HOW TO ORDER

The catalog number for custom panels begins with the QT prefix followed:

- Watt Density (H, M, L)
- Panel Width
- Panel Length
- Voltage (1=120V; 8=208V; 2=240V; 7=277V; 3=347V)

For example, a 13 x 36 in. 240V unit with a high watt density would be QTH13362.

When ordering, please specify panel size as exact or nominal (panels can be up to 7/1 in. less in size).

<sup>^</sup> maximum panel length = 60 in.

<sup>^^</sup> maximum panel length = 72 in.

Catalog No. for surface mounting frames (QSF) and recess mounting frames (QRF) begin with their respective prefix followed by width and length of panel.

## CP SERIES RADIANT CEILING PANELS

ACCESSORIES / STANDARD	
CUSTOM PANEL OPTIONS	DESCRIPTION
SILKSCREEN	To Provide An Architectural Blend With Leading Ceiling Tile, 2x5 ft. Max. There is a Panel Charge Each Time. If Manufacturer Does Not Have A Tile Pattern Screen There Is An Additional One-Time Charge. See Pricebook.
CUSTOM PAINT	Solid Color Custom Painted Panel - To Provide An Accent Strip
TEGULAR or FINELINE TEGULAR	Tegular - Reveal Edge Detail - (For 15/16 in. Grid) Construction Fineline Tegular - Reveal Edge Detail - (For 9/16 in. Grid)
EXTRA-LENGTH GREENFIELD FLEX (1/2" x 48" STANDARD)	Custom Flexlength 1/2 x 60 in. / 72 / 84 / 96 / 108 / 120 in.
SEALTITE CONDUIT	Custom Flexlength 1/2 x 60 in. / 72 / 84 / 96 / 108 / 120 in.
SILICONE SEAL	Seams Sealed For Added Moisture Protection. For Use In Shower Rooms And Above Pool Windows
STAINLESS STEEL CONSTRUCTION	Stainless Steel - 22-Gauge Front Panel, 24-Gauge Back Panel. Includes 1/2 x 48 in. Sealtite Flex And Silicone Seal
HEAVY DUTY CONSTRUCTION	16-Gauge Galvanized Or Aluminized Steel Front Panel
	18-Gauge Galvanized Or Aluminized Steel Back Panel
FILLER PANELS	Finished To Match Standard, Silkscreen Or Custom Painted Panel. Does Not Contain An Element Or Flex Conduit. Standard Construction: Front Only. Tegular / Fineline Tegular: Front And Back Only
POWER RELAY	24, 120, 208, 240, 277 VAC

NOTE: Custom products are made to order and non-returnable.