

CSL COMMERCIAL STRIP LIGHT (CCT3)

PROJECT: _____

SCHEDULE: _____ DATE: _____

PREPARE BY: _____

NOTES: _____

DESCRIPTION

naturaLED® CSL provides the perfect solution for your lighting needs. The LED commercial strip light maximizes energy savings and is designed for multiple applications including new construction. This fixture can be used for warehouse, parking garages, stairwells, offices, hallways and many other applications in industrial and commercial. Our commercial strip light is very versatile, efficient and is available up to 8,840 Lm, with option motion sensor.

APPLICATIONS

Warehouse, Retail, Parking Garage, Stairwell and Hallways, Storage Lighting

FEATURES




- DLC Standard
- Damp Location
- ETL Listed
- Easy installation clip-on
- Material: Steel and PC lens
- Input line voltage: 120-277V, 120-347V
- Power Factor: >0.9
- Dimmable: 0-10V
- CRI: 80
- Beam Angle: Flood
- Available in : 2', 4' or 8' length
- Selectable Color Temperature: 3CCT (3500K, 4000K, 5000K)
- Operating temperature: -13°F - 104°F
- Optional for Purchase: Motion Sensor, Emergency Drivers



*Available in
2-ft, 4-ft, & 8-ft of length

Rated Life Hours 50,000
Warranty 5 Years

ACCESSORIES

	Motion Sensor
	Remote Programmer
	Emergency Drivers
	Emergency Drivers 4W
	Wireguard

SAMPLE NUMBER FXCSL44SW/48FR/8CCT3/MV

FAMILY	SERIES	WATTAGE	SELECTABLE	LENGTH/LENS	CRI/COLOR TEMP	VOLTAGE
FX	CSL	44	SW	48FR	8CCT3	MV
Fixture	Ccommercial Strip Light	Maximum Wattage	Wattage Selectable	48-inch Frosted	CRI 80 Selectable Color Temp (3500/4000/5000K)	Multiple Voltage (347V) 347V



COMMERCIAL STRIP LIGHT (CCT3)

CEILING & AREA LUMINAIRES

ORDERING

*P= Premium DLC / *S = Standard DLC

Watts (W)	Ordering Code	Description	CCT (K)	Lumens (Lm)	Equiv. Wattage (W)	Voltage (V)	Damp Location	DLC (S/P)	
22	9575	FXCSL44SW/48FR/8CCT3/MV	3CCT	2,970	3 x 32WT8	120-277V	•	S	
28				(35/40/50K)					3,640
36									4,680
44									6,204
44	9578	FXCSL68SW/96FR/8CCT3/MV	3CCT	6,248	5 x 32WT8	120-277V	•	S	
58				(35/40/50K)					7,540
68									9,398
22	9577	FXCSL22/24FR/8CCT3/347	3CCT	2,878	2 x 17WT8	120-347V	•	S	
				(35/40/50K)					
22	9251	FXCSL44SW/48FR/8CCT3/347	3CCT	2,970	2 x 32WT8	120-347V	•	S	
28				(35/40/50K)					3,640
36									4,680
44									6,204
44	9252	FXCSL68SW/96FR/8CCT3/347	3CCT	6,248	2 x 59WT8	120-347V	•	S	
58				(35/40/50K)					7,540
68									9,398

ACCESSORIES (Ordered Separately)

Motion Sensor



P10438 SEN-HB001VCR-1
(Motion Sensor 0-10V internal 12V)

Emergency Driver



7336 BAEM4-60BC/MV-A
(120V ~ 277V 4W EM Driver for 4ft CSL only)

Remote Programmer



P10323 SEN-HD05R
(Remote Programmer for P10438)



7334 BAEM15-48BC/MV-A
(Emergency Backup Driver 120-277V for 8ft CSL only)

Wireguard

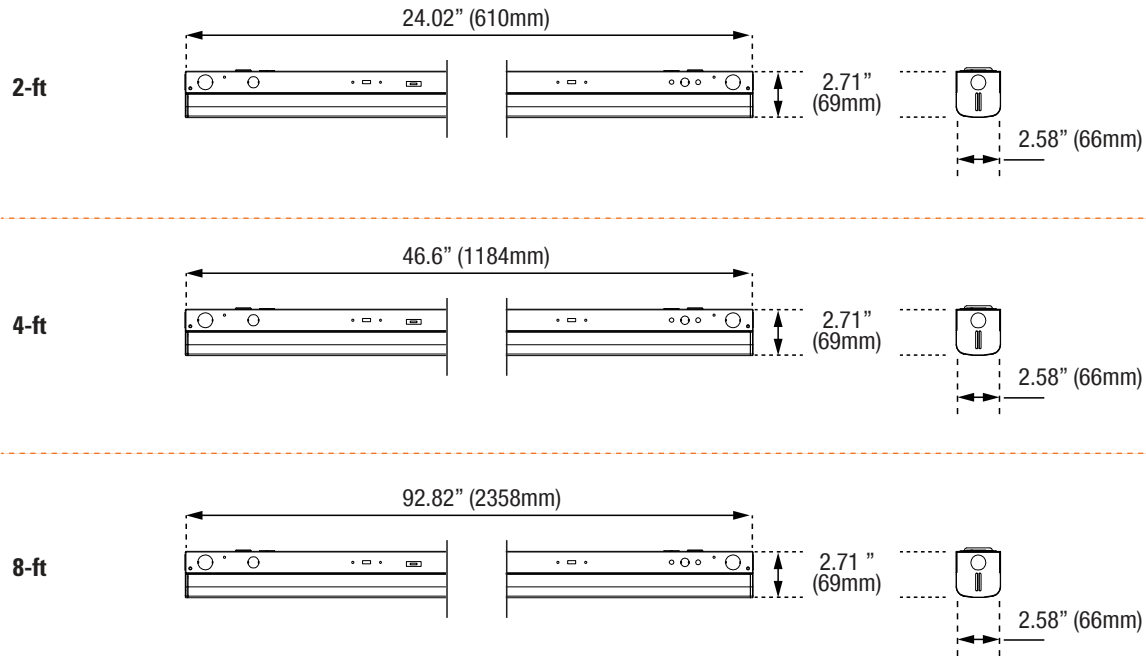


P10010 WG-2.5CSL/24/WH
(Wireguard for 2' CSL, #9577)

P10011 WG-2.5CSL/48/WH
(Wireguard for 4' CSL, #9251, #9575)

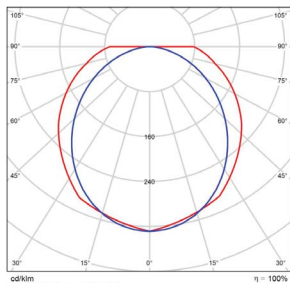
P10011 WG-2.5CSL/48/WH x (2)
(Wireguard for 8' CSL, #9252, #9578)

DIMENSIONS



PHOTOMETRICS CHART

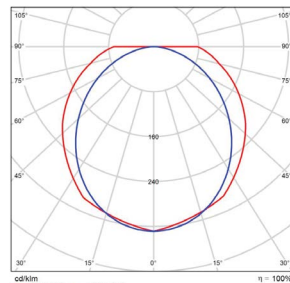
**44 Watt- 4ft
DLC Standard**



Distance	Illuminance at a Distance	
	Center Beam fc	Beam Width
1.7R	593 fc	6.7 ft x 4.1 ft
3.3R	157 fc	12.9 ft x 8.0 ft
5.0R	68.6 fc	19.6 ft x 12.1 ft
6.7R	38.2 fc	26.2 ft x 16.2 ft
8.3R	24.9 fc	32.5 ft x 20.1 ft
10.0R	17.1 fc	39.1 ft x 24.2 ft

Vert. Spread: 125.9°
Horiz. Spread: 100.9°

**44 Watt - 4ft (347V)
DLC Standard**

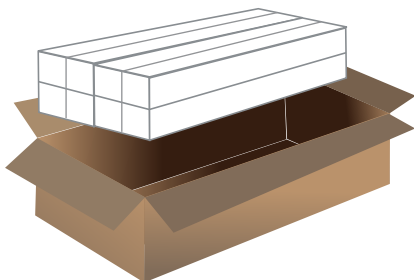


Distance	Illuminance at a Distance	
	Center Beam fc	Beam Width
1.7R	593 fc	6.7 ft x 4.1 ft
3.3R	157 fc	12.9 ft x 8.0 ft
5.0R	68.6 fc	19.6 ft x 12.1 ft
6.7R	38.2 fc	26.2 ft x 16.2 ft
8.3R	24.9 fc	32.5 ft x 20.1 ft
10.0R	17.1 fc	39.1 ft x 24.2 ft

Vert. Spread: 125.9°
Horiz. Spread: 100.9°

PACKAGE

Case Qty 8 pc
2' / 4'



Case Qty 4 pc
8'

