

VTL VAPOR TIGHT LINEAR (Wide)

PROJECT: _____

SCHEDULE: _____ DATE: _____

PREPARE BY: _____

NOTES: _____

DESCRIPTION

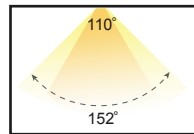
naturaLED® linear vapor tight is housed in polycarbonate silicon perimeter gasket with brackets for mounting. Engineered for powerful lighting, the IP65-rated LED Vapor Tight Linear Fixtures are designed to replace fluorescent strip fixtures and can be used in parking garage, corporate campus, education facility, storage facility, car washes, tunnels and stairwell lighting. Using up to 65% less energy and operating for up to 50,000 average life hours.

APPLICATIONS

Corporate campus, education, healthcare facilities, parking structure, tunnels, car wash, stairwell lighting, meeting rooms, offices, schools, hospitals, hospitalities

FEATURES

- DLC Premium
- IP65 Rated
- ETL Sanitation
- Designed for maximum operation in commercial environments
- Lighter weight housing for easy installation
- Stainless steel hasps and clips
- Input line voltage: 120-277V
- Power Factor: >0.9
- Input Current: 0.21A
- Dimmable: 1-10V
- CRI: 80
- Surge Protection: 4KV
- Beam Angle: 152° (wide) and 110° (standard)
- Available in 4' or 8' length
- ColorTemp: 4000K, 5000K
- Operating temperature: -22°F - 122°F
- LED emergency drivers, motion sensor compatible (optional for purchase)

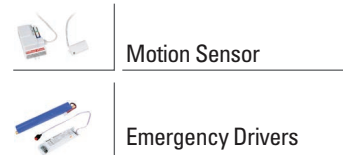


Linear Standard: 110°
Parking Garage: 152°



Rated Life Hours 50,000
Warranty 5 Years

ACCESSORIES



SAMPLE NUMBER LED-FXVTL25/48CL/PG/840

STYLE	FAMILY	SERIES	WATTAGE	LENGTH/LENS	TYPE	CRI/ COLOR TEMP
LED led lighting	FX fixture	VTL vapor tight linear	25 25 watt	48CL 48-inch clear	PG parking garage	840 CRI 80 4000K



VAPOR TIGHT LINEAR PARKING GARAGE

CEILING & AREA LUMINAIRES

ORDERING

*P= Premium DLC / *S = Standard DLC

	Watts (W)	Ordering Code	Description	CCT (K)	Lumens (Lm)	Size	Equiv. Wattage (W)	Beam Angle	IP65 Rating	DLC (S/P)
Parking (Wide)	25	9269	LED-FXVTL25/48CL/PG/840	4000K	3,106	48"	2 x 32WT8	152°	•	P
	25	9270	LED-FXVTL25/48CL/PG/850	5000K	3,146	48"	2 x 32WT8	152°	•	P
	50	9271	LED-FXVTL52/48CL/PG/840	4000K	6,266	48"	4 x 32WT8	152°	•	P
	50	9272	LED-FXVTL52/48CL/PG/850	5000K	6,335	48"	4 x 32WT8	152°	•	P
Linear (Standard)	24	9273	LED-FXVTL25/24FR/840	4000K	3,387	24"	3 x 17WT8	110°	•	P
	24	9274	LED-FXVTL25/24FR/850	5000K	3,431	24"	3 x 17WT8	110°	•	P
	25	9275	LED-FXVTL25/48FR/840	4000K	3,562	48"	2 x 32WT8	110°	•	P
	25	9276	LED-FXVTL25/48FR/850	5000K	3,595	48"	2 x 32WT8	110°	•	P
	38	9277	LED-FXVTL40/48FR/840	4000K	5,378	48"	3 x 32WT8	110°	•	
	38	9278	LED-FXVTL40/48FR/850	5000K	5,444	48"	3 x 32WT8	110°	•	P
	50	9279	LED-FXVTL52/48FR/840	4000K	6,992	48"	4 x 32WT8	110°	•	P
	51	9280	LED-FXVTL52/48FR/850	5000K	7,092	48"	4 x 32WT8	110°	•	P
	65	9281	LED-FXVTL65/48FR/840	4000K	9,097	48"	5 x 32WT8	110°	•	P
	65	9282	LED-FXVTL65/48FR/850	5000K	9,159	48"	5 x 32WT8	110°	•	P
	90	9283	LED-FXVTL90/96FR/840	4000K	12,411	96"	6 x 32WT8	110°	•	P
	90	9284	LED-FXVTL90/96FR/850	5000K	12,509	96"	6 x 32WT8	110°	•	P
With Sensor	25	9342	LED-FXVTL25/48FR/850-SEN	5000K	3,595	48"	2 x 32WT8	110°	•	P
	38	9343	LED-FXVTL40/48FR/850-SEN	5000K	5,444	48"	3 x 32WT8	110°	•	P

ACCESSORIES (Ordered Separately)



Motion Sensor
K234301 FXVTL-MC605VD-MT
(Microwave Motion Sensor P10234 with Mounting Plate)

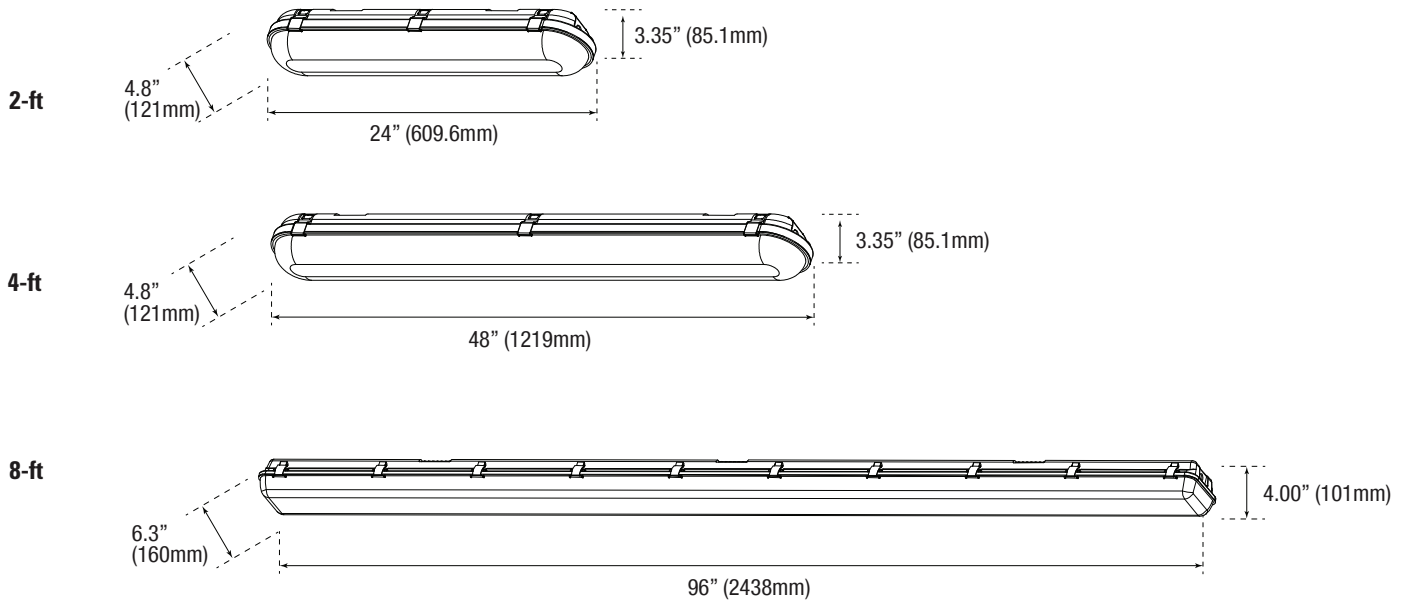


Emergency Driver
K7334300 FXVTL-BAEM-MT
(Emergency LED driver with Mounting Plate)

VAPOR TIGHT LINEAR PARKING GARAGE

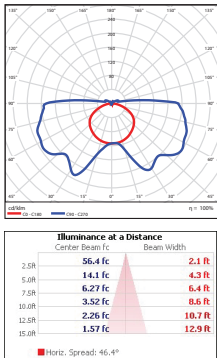
CEILING & AREA LUMINAIRES

DIMENSIONS

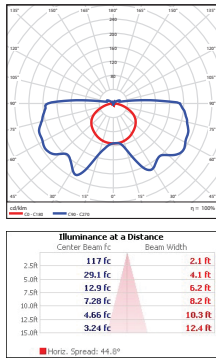


PHOTOMETRICS CHART

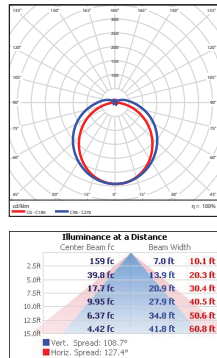
25 Watt - 4' Parking Garage



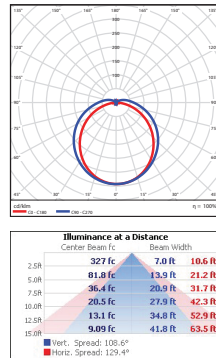
52 Watt - 4' Parking Garage



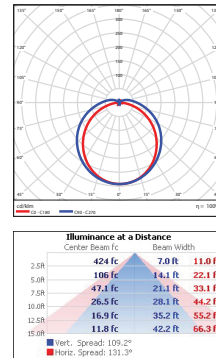
25 Watt - 2' Standard



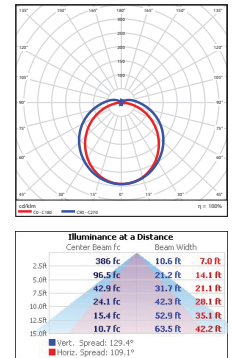
52 Watt - 4' Standard



65 Watt - 4' Standard



90 Watt - 8' Standard



PACKAGE

Case Qty 1 pc

