

PROJECT:	
SCHEDULE:	DATE:
PREPARE BY:	
NOTES:	

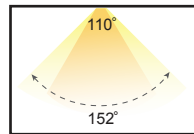
VTL VAPOR TIGHT LINEAR (Wide)

DESCRIPTION

naturaLED® linear vapor tight is housed in polycarbonate silicon perimeter gasket with brackets for mounting. Engineered for powerful lighting, the IP65-rated LED Vapor Tight Linear Fixtures are designed to replace fluorescent strip fixtures and can be used in parking garage, corporate campus, education facility, storage facility, car washes, tunnels and stairwell lighting. Using up to 65% less energy and operating for up to 50,000 average life hours.

APPLICATIONS

Corporate campus, education, healthcare facilities, parking structure, tunnels, car wash, stairwell lighting, meeting rooms, offices, schools, hospitals, hospitalities



Linear Standard: 110°
Parking Garage: 152°

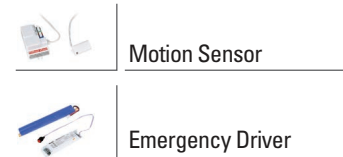


Rated Life Hours 50,000
Warranty 5 Years

FEATURES

- DLC Premium/ DLC Standard
- IP65 Rated
- ETL Sanitation
- Color Temp: 4000K, 5000K
- Voltage: 120-277V
- Power Factor: >0.9
- Surge Protection: 4KV
- Beam Angle: 152° (wide) and 110° (standard)
- Dimmable: 1-10V
- CRI: 80
- Operating temperature: -22°F - 122°F
- Designed for maximum operation in commercial environments
- Lighter weight housing for easy installation
- Stainless steel hasps and clips
- Available in 4' or 8' length
- 5Year Warranty
- Optional for purchase: Motion Sensor, Emergency Driver Kits

ACCESSORIES



Motion Sensor

Emergency Driver

SAMPLE NUMBER LED-FXVTL25/48CL/PG/840

STYLE	FAMILY	SERIES	WATTAGE	LENGTH/LENS	TYPE	CRI/ COLOR TEMP
LED	FX	VTL	25	48CL	PG	840
LED Lighting	Fixture	Vapor Tight Linear	25 Watt	48-inch Clear	Parking Garage	CRI 80 4000K



VAPOR TIGHT LINEAR PARKING GARAGE

CEILING & AREA LUMINAIRES

ORDERING

*P= Premium DLC / *S = Standard DLC

	Watts (W)	Ordering Code	Description	CCT (K)	Lumens (Lm)	Size	Equiv. Wattage (W)	Beam Angle	IP65 Rating	DLC (S/P)
Parking (Wide)	25	9269	LED-FXVTL25/48CL/PG/840	4000K	3,106	48"	2 x 32WT8	152°	•	P
	25	9270	LED-FXVTL25/48CL/PG/850	5000K	3,146	48"	2 x 32WT8	152°	•	P
	50	9271	LED-FXVTL52/48CL/PG/840	4000K	6,266	48"	4 x 32WT8	152°	•	-
	50	9272	LED-FXVTL52/48CL/PG/850	5000K	6,335	48"	4 x 32WT8	152°	•	-
Linear (Standard)	24	9274	LED-FXVTL25/24FR/850	5000K	3,431	24"	3 x 17WT8	110°	•	-
	25	9276	LED-FXVTL25/48FR/850	5000K	3,595	48"	2 x 32WT8	110°	•	S
	40	9278	LED-FXVTL40/48FR/850	5000K	5,444	48"	3 x 32WT8	110°	•	-
	50	9279	LED-FXVTL52/48FR/840	4000K	6,992	48"	4 x 32WT8	110°	•	-
	51	9280	LED-FXVTL52/48FR/850	5000K	7,092	48"	4 x 32WT8	110°	•	-
	65	9281	LED-FXVTL65/48FR/840	4000K	9,097	48"	5 x 32WT8	110°	•	-
	90	9283	LED-FXVTL90/96FR/840	4000K	12,411	96"	6 x 32WT8	110°	•	-
With Sensor	90	9284	LED-FXVTL90/96FR/850	5000K	12,509	96"	6 x 32WT8	110°	•	-
	25	9342	LED-FXVTL25/48FR/850-SEN	5000K	3,595	48"	2 x 32WT8	110°	•	S
	40	9343	LED-FXVTL40/48FR/850-SEN	5000K	5,444	48"	3 x 32WT8	110°	•	-

ACCESSORIES (Ordered Separately)

Microwave Motion Sensor



K234301 FXVTL-MC605VD-MT
(0-10V Internal 100-277V)

Emergency Driver Kit



K7334300 FXVTL-BAEM-MT
(Emergency Driver with Mounting Plate)

Emergency Driver for Sensor VTL (Item# 9342, 9343)

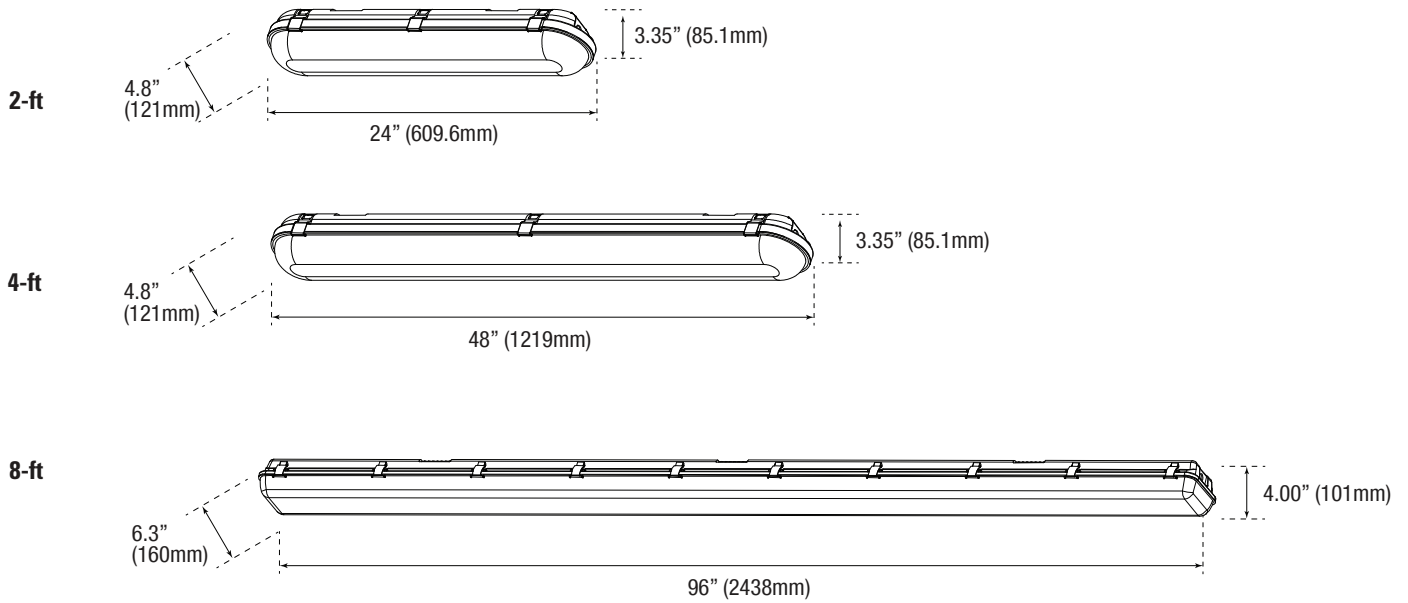


7336 BAEM4-60BC/MV-A
(4W CEC Compliant LED Emergency Driver 120-277V
For Item #9342, #9343)

VAPOR TIGHT LINEAR PARKING GARAGE

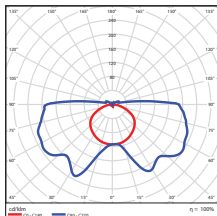
CEILING & AREA LUMINAIRES

DIMENSIONS



PHOTOMETRICS CHART

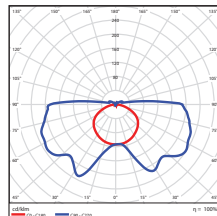
25 Watt - 4' Parking Garage



	Center Beam fc	Beam Width
2.5R	56.4 fc	2.1 R
5.0R	14.1 fc	4.3 R
7.5R	6.27 fc	6.4 R
10.0R	3.52 fc	8.5 R
12.5R	2.26 fc	10.7 R
15.0R	1.57 fc	12.9 R

■ Horiz. Spread: 46.4°

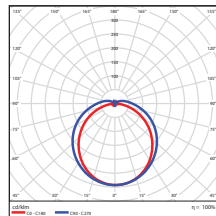
50 Watt - 4' Parking Garage



	Center Beam fc	Beam Width
2.5R	117 fc	2.1 R
5.0R	29.1 fc	4.1 R
7.5R	12.9 fc	6.2 R
10.0R	7.29 fc	8.2 R
12.5R	4.55 fc	10.3 R
15.0R	3.24 fc	12.4 R

■ Horiz. Spread: 44.8°

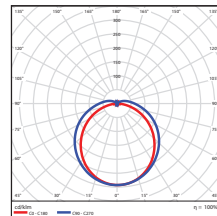
65 Watt - 4' Standard



	Center Beam fc	Beam Width
2.5R	424 fc	7.0 R
5.0R	106 fc	14.1 R
7.5R	47.1 fc	21.1 R
10.0R	26.5 fc	28.1 R
12.5R	16.9 fc	35.2 R
15.0R	11.8 fc	42.2 R

■ Vert. Spread: 109.2°
 ■ Horiz. Spread: 131.3°

90 Watt - 8' Standard



	Center Beam fc	Beam Width
2.5R	386 fc	10.6 R
5.0R	96.5 fc	21.2 R
7.5R	42.9 fc	31.7 R
10.0R	24.1 fc	42.3 R
12.5R	15.4 fc	52.9 R
15.0R	10.7 fc	63.5 R

■ Vert. Spread: 129.4°
 ■ Horiz. Spread: 109.1°

PACKAGE

Case Qty 1 pc

