

ROUND ECO PENDANT HIGH BAY
BPHE SERIES



PRODUCT DESCRIPTION:

The Round Eco Pendant High Bay is a sleek, price-effective lighting solution for warehouses, retail and big box stores, gymnasiums, and other industrial and commercial locations with open ceilings. Compact in design, yet mighty in output and durability, the pendant produces uniform illumination that exceeds 130 lm/W in higher output models.

FEATURES:

- 0-10V dimming standard
- Driver offers 4KV surge protection
- Power factor >0.9
- Voltage: 120-277V, 347-480V
- Operating temperature: -40°F to 113°F
- IP65
- Operating humidity 20% to 80% RH non-condensing
- Option for both aluminum and acrylic reflectors
- Hook mount standard, accessories for Stem mount and wall mount available
- 6' cord (3-wire) standard

CONSTRUCTION:

- Die cast housing
- Black polyester powder coat finish

RECOMMENDED USE:

- Warehouses
- Retail
- High Bay and Low Bay applications

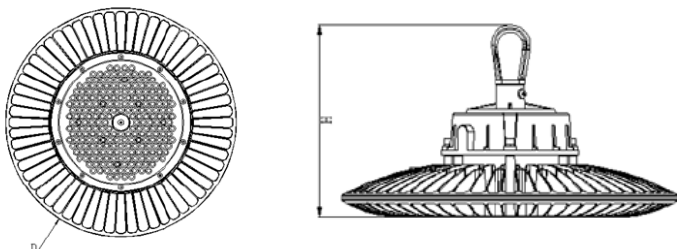
WARRANTY:

10-year standard warranty with labor allowance* (further details available at www.maxlite.com/warranties)
*Warranty Limitations: Product must be rated for the application per the Product Data Sheet (PDS); operated <16 hrs; in ambient of -40°F to 113°F.
*Up to \$25/unit; labor allowances of up to \$500/unit available for purchase – contact MaxLite representative for details.

FAMILY	-	WATTAGE	VOLTAGE	OPTICS	-	CCT	OPTIONS
BPHE=Baymax Pendant High Bay Economic	-	100= 100W 150= 150W 180= 180W 240=240W	U= 120-277V H=347-480V	W=Wide	-	40=4000K 50=5000K	Blank=No Option MSV=Bi-Level Sensor

* Product comes with 6' cord. Additional cords and plugs cannot be installed on this product as it is Wet/IP65 rated.

DIMENSION DRAWING:



DIMENSION CHART:

MODEL	D (INCH)	H (INCH)
100W	10.6	7.4
150W	12.6	7.6
180W	14.2	7.95
240W	16.9	8.98

SPECIFICATIONS:

SPECIFICATIONS:		BPHE-100yW-xx	BPHE-150yW-xx	BPHE-180yW-xx	BPHE-240yW-xx
ITEM	SPECIFICATION	DETAILS			
GENERAL PERFORMANCE	Power Consumption	100W	150W	180W	240W
	Equivalent Wattage	175W MH	250W MH	400W MH	400W MH
	Lumens Delivered	13,000 lm	19,500 lm	23,400 lm	31,200 lm
	Efficacy	130 lm/W			
	CRI	80			
	Color Temperature	4000K and 5000K			
	L70 Lumen maintenance	100,000 hours			
	Color Consistency	Proprietary binning for uniform color			
ELECTRICAL	Power Factor	>0.9			
	Input Voltage	120-277V, 347-480V			
	Dimming	0-10V. Dimming Range: 10%-100 %			
	Surge Protection	Driver offers 4KV surge protection			
PHYSICAL	Mounting	Hook mount standard, accessories for Stem mount and wall mount available			
	Operating Temperature	-40°F to 113°F			
	Humidity	20% to 80% RH non-condensing			
QUALIFICATION	Qualifications	UL Listed			
	Material Usage	RoHS compliant; no mercury			
	Environment	Indoor / Wet, IP65			
	Warranty	10 Years warranty			







*To stem mount product, remove hook in the field.

ORDERING*:

ORDER CODE	MODEL NUMBER
14100743	BPHE-100UW-40
14100747	BPHE-100UW-50
14100744	BPHE-150UW-40
14100748	BPHE-150UW-50
14100745	BPHE-180UW-40
14100749	BPHE-180UW-50
14100746	BPHE-240UW-40
14100750	BPHE-240UW-50
104156	BPHE-240HW-50
104152	BPHE-180HW-50
104146	BPHE-150HW-50

*Please contact your MaxLite representative to order products that don't have order codes listed here.

ACCESSORIES:



ORDER CODE	MODEL NUMBER	DESCRIPTION	IMAGE
14100727	BPHE-ALDRP1	PC Drop Lens (310.5 mm X 33 mm). Fits BPHE-ALREF1	
14100731	BPHE-PCDRP1	PC Drop Lens (404mm X 39mm). Fits BPHE-PCSHD1, BPHE-PCSHD2 & BPHE-ALREF2	
14100725	BPHE-ALREF1	Aluminous Reflector (315mm X 150mm) for BPHE 150W & 180W	
14100726	BPHE-ALREF2	Aluminous Reflector (409mm X 190mm) for BPHE 240W	
14100729	BPHE-PCSHD1	Poly Carbonate Shade Reflector (410mm X 197mm) for BPHE 150W & 180W	
14100730	BPHE-PCSHD2	Poly Carbonate Shade Reflector (410mm X 197mm) for BPHE 240W	
14100732	BPHE-UBRKT1	U Bracket (wall mount) for BPHE 100W (Hardware not included, 5/16" Screws recommended)	
14100733	BPHE-UBRKT2	U Bracket (Wall Mount) for BPHE 150W & 180W (Hardware not included, 5/16" Screws recommended)	
14100734	BPHE-UBRKT3	U Bracket (Wall Mount) for BPHE 240W (Hardware not included, 5/16" Screws recommended)	
14101065	BPHE-PPADPTR	BPHE PIPE ADAPTER (1/2" NPT TO 3/4" NPT)	
104799	RMRC-100	Remote Control for Universal Voltage (120-277V) Sensor	
102184	FSIR-100	Remote Control for High Voltage Sensor	

*Other beam distributions available as special order. Contact Maxlite for more details.

**No Shade/Reflector/Drop lens available for 100W

***FSIR-100 applies to 347-480V

SENSOR INFORMATION:

SENSOR	TECHNOLOGY	DIMMING	DAYLIGHT HARVESTING	REMOTE CONTROL	
MSV for 120-277V/ Universal sensor models	PIR	ON/OFF	SET POINT	YES	
MSV for 347-480V/ High Voltage sensor models	PIR	BI-LEVEL	SET POINT	YES	

*For motion sensor setting and information, please visit www.maxlite.com/controls