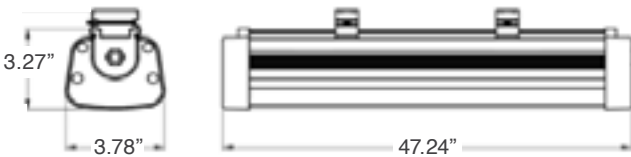


TRIMAX TRI-PROOF VAPOR TIGHT SERIES



DIMENSIONS	
LENGTH	47.24"
WIDTH	3.78"
HEIGHT	3.27"



PRODUCT DESCRIPTION:

The TriMax Vapor Tight is a linear LED product with high efficiencies of 130 lm/W, an aluminum body to enhance heat dissipation, and flexible installation supporting either surface or suspended mounting kits. The TriMax features the unique linkability to create continuous runs of 8 ft or more. Designed with a full length polycarbonate lens, it is a waterproof, dustproof, and corrosion proof product that can be used in a wide variety of industrial and commercial environments such as warehouses, parking lots, stair wells, and many others.

FEATURES:

- Non-corrosive (PC) polycarbonate housing
- 120° wide beam angle
- High efficacy at 130 lm/W
- Standard Fixture includes Power and dimming cords (6'), Brackets for surface or suspension mounting (mounting cables sold separately)
- IP66 rated with hermetic sealing
- 2 or more units linkable for continuous run applications, max of 10 units.
- CRI >80
- PF >0.9
- 0-10V Dimming standard
- White finish standard
- Optional daylight harvesting motion sensor available
- Tamper Resistant

CONSTRUCTION:

- One piece (PC) polycarbonate lens
- Aluminum heat sink, housing, and side caps
- Frosted lens with inside ribbing
- Universal voltage 120-277V
- Stainless steel mounting bracket clips
- Translucent end caps
- Connector kit for linkability to create 8 ft continuous runs

WARRANTY:

5-year standard warranty*
(see terms at www.maxlite.com/warranties)

*Excludes EM/MS versions; component warranty applies.
*Product may be eligible for warranty extension to 10 years for an additional fee. Limitations apply, contact MaxLite for details.

MODEL SELECTION (Full list of order codes on pg. 2)			Typical order example: VT-V4830U-40					
VT	-		48		U	-		
FAMILY	-	SUBFAMILY	SIZE	NOMINAL WATTAGE	VOLTAGE	-	CCT	OPTIONS
VT= Vapor Tight	-	V= Vandal Resistant	48= 4ft	30= 30W 50= 50W	U= 120-277V	-	40= 4000K 50= 5000K	(Omit)= None *EM= Battery Backup Unit *MS= Motion Sensor

NOTES:


1. *Made-to-order item. Please contact your MaxLite representative for order quantities and lead times.
2. For options, product can have either EM (battery backup) or MS (motion sensor). EMMS (battery backup & motion sensor) option is not available.
3. Battery backup unit provides 700 lumens for a minimum of 90 minutes.

SPECIFICATIONS:








		VT-V4830U-40	VT-V4830U-50	VT-V4850U-40	VT-V4850U-50
ITEM	SPECIFICATION	DETAILS			
GENERAL PERFORMANCE	Power Consumption (W)	29.9W	30.2W	51.3W	51.0W
	Lumens Delivered (lm)	4,282 lm	4,282 lm	7,184 lm	7,184 lm
	Efficacy (lm/W)	130 lm/W	130 lm/W	130 lm/W	130 lm/W
	CRI	≥80			
	Color Temperature	4000K, 5000K			
	L70 Lifetime (hours)	50,000			
	Color Consistency	Proprietary binning for uniform color			
ELECTRICAL	Power Factor (277V)	0.9			
	Input Voltage	120-277V			
	Mounting	Surface Mounting, Suspended Mounting			
	Operating Temperature	-20°C to 40°C			
	Humidity	20-85% RH, non-condensing			
QUALIFICATION	Qualifications	DLC Standard, cETLus, FCC, ETL Sanitation Listed			
	Material Usage	RoHS compliant; no mercury			
	Environment	Indoor/Wet (IP66 rated)			
	Warranty	5 Years			

ORDERING TABLE:

ORDER CODE	MODEL NUMBER	DLC ID#	NOMINAL WATTAGE
14099648	VT-V4830U-40	PL9Y2BUQV35R	30W
14099692	VT-V4830U-40EM	PL9Y2BUQV35R	
14099693	VT-V4830U-40MS	PLPBIMO5I830	
14099649	VT-V4830U-50	PL6LPZB4X4A5	
14099694	VT-V4830U-50EM	PL6LPZB4X4A5	
14099695	VT-V4830U-50MS	PL8RA4Z9IQ6I	
14099650	VT-V4850U-40	PLK5BDU8TRYT	50W
14099696	VT-V4850U-40EM	PLK5BDU8TRYT	
14099697	VT-V4850U-40MS	PL721QD7JEOT	
14099651	VT-V4850U-50	PLLSXSN2MB7W	
14099698	VT-V4850U-50EM	PLLSXSN2MB7W	
14099699	VT-V4850U-50MS	PLMYLJR0ITTG	

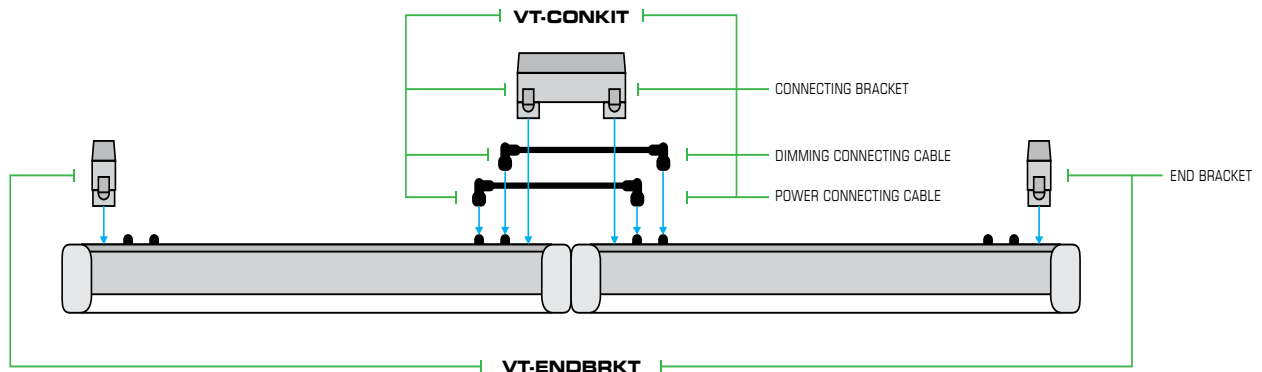
SENSOR OPTION	TECHNOLOGY	DIMMING	DAYLIGHT HARVESTING	REMOTE CONTROL	QR CODE
MS	High Frequency	Bi-Level	Set Point	Yes	

For motion sensor settings and information, please visit www.maxlite.com/controls

ACCESSORY			
ORDER CODE	MODEL NUMBER	DESCRIPTION	PRODUCT IMAGE
74139	MLCHKLSV15	Cable Kit 15' Loop X Loop 1 Pair	
108133	RMHYTHRC-05	Remote for TRIMAX Motion Sensor	
14099690	VT-CONKIT	Connecting Kit (Connecting Bracket, Dimming Connecting Cable, and Power Connecting Cable)	
14099691	VT-ENDBRKT	Set of 2 End Brackets (For use with VT-CONKIT)	
14099842	VT-POWERCABLE8	Extended 8' (feet) Power Connecting Cable	
14099843	VT-DIMCABLE8	Extended 8' (feet) Dimming Connecting Cable	
14099841	VT-ENDCAP	Optional Silicone End Cap Cover (need 2 per fixture)	

EM units are not connectable for continuous runs

VT-CONKIT → 1 LESS THAN # FIXTURES BEING CONNECTED



VT-ENDBRKT → 1 PER CONNECTED RUN

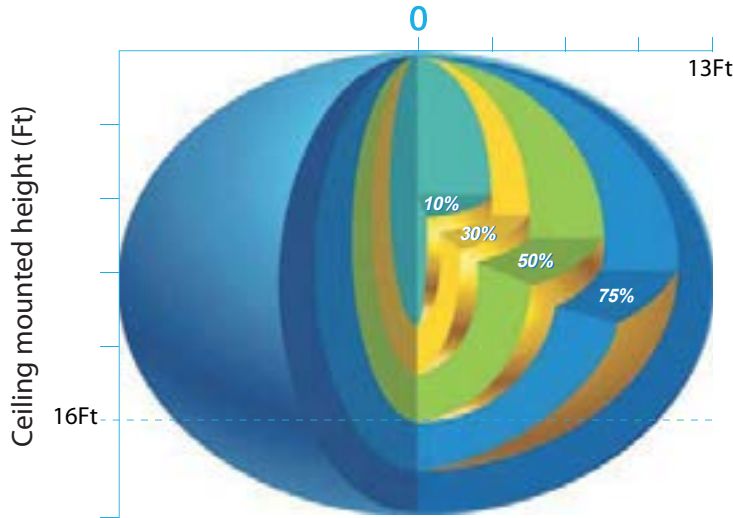
Below are all available settings for the MS (motion sensor) option. Default settings are highlighted in green. To change the default settings, purchase of the remote control (RMHYTHRC-05) is required.

1 Detection area

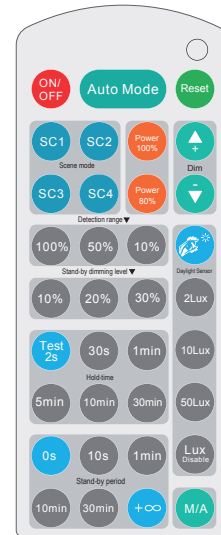
Detection area can be reduced by selecting the combination on the DIP switches to fit precisely for each specific application.

	1	2	
I	●	●	100%
II	●	○	75%
III	○	●	50%
IV	○	○	10%

- I – 100%
- II – 75%
- III – 50%
- IV – 10%



Ceiling mounted detection pattern (Ft)



Remote control (RMHYTHRC-05)

2 Hold-time

Hold-time means the time period to keep the lamp on 100%, after all motion has ceased (detection area vacated).

	1	2	3	
I	●	●	●	5s
II	●	●	○	30s
III	●	○	●	1min
IV	●	○	○	5min
V	○	●	●	10min
VI	○	●	○	20min
VII	○	○	●	30min

- I – 5s
- II – 30s
- III – 1min
- IV – 5min
- V – 10min
- VI – 20min
- VII – 30min

3 Daylight sensor

The daylight threshold can be set on DIP switches, to fit for particular application.

	1	2	
I	●	●	Disable
II	●	○	50Lux
III	○	●	10Lux
IV	○	○	2Lux

- I – Disable
- II – 50Lux
- III – 10Lux
- IV – 2Lux

“Daylight” : The lamp works always, even during daylight.
 “Twilight” : The lamp works only in twilight and in darkness.
 “Darkness” : The lamp works only in darkness.

4 Stand-by period (corridor function)

This is the time period you would like to keep at the low light output level before it is completely switched off in the long absence of people.

Note: “0s” means on/off control;
 “+∞” means bi-level dimming control, fixture never switches off when daylight sensor is disabled.

	1	2	3	
I	●	●	●	0s
II	●	●	○	10s
III	●	○	●	1min
IV	●	○	○	5min
V	○	●	●	10min
VI	○	●	○	30min
VII	○	○	●	1H
VIII	○	○	○	+∞

- I – 0s
- II – 10s
- III – 1min
- IV – 5min
- V – 10min
- VI – 30min
- VII – 1H
- VIII – +∞

5 Stand-by dimming level

This is the dimmed low light output level you would like to have after the hold-time in the absence of people.

	1	2	
I	●	●	5%
II	●	○	10%
III	○	●	20%
IV	○	○	30%

- I – 5%
- II – 10%
- III – 20%
- IV – 30%