MaxLite®

PROJECT NAME:_____ CAT. #: _____

NOTES:_____ FIXTURE SCHEDULE:_____

AE Switch Area Light (Includes Remote Control Switching from the ground!)

Toolless housing access

150W with Slipfitter

150W with Flexible Arm





Switchable Wattage/ CCT/Distribution

150W with Straight Arm & optional remote for CCT/Distribution

Product Description

The AE Switch Area Light offers tremendous selectability and controls capabilities. Besides CCT and Wattage choices, it expands its versatility to include changing distributions between Types III, IV and V. Now available with the ability to change CCT and Distribution with a remote control from the ground! It covers wattages ranging from 75W-300W in either 120-277V or 277-480V using two low EPA housings. It also offers a variety of mounting options along with visor accessories. All of this is available with robust surge protection and Maxlite's proven quality bringing you great value in a competitive Value Series package.

Features

PATENT PENDING

- 27 performance options just a switch away!
  - Distribution Types III, IV or V
  - CCT selectable between 3000/4000/5000K
  - Wattage selectable
- Remote Control option to change CCT and Distributions from the ground, just point and click!
- c-Max and/or twist lock receptacle control options
- Universal 120-277V standard, High Voltage 277-480V option
- Robust surge protection: 6kV + 10kA standard with 20kA option
- Toolless housing access for easier maintenance
- 6 different mounting options for wall, pole, ground or slipfitter applications
- ANSI 3G vibration rated
- TAA compliance available for select models

Model Selection

FAMILY	WATTAGE	VOLTAGE	DISTRIBUTION	-	CCT	FINISH	MOUNTING*
AE = Slim Area	**85 =** 85W (Dedicated) **100 =** 75/85/100W **150 =** 100/125/150W **200 =** 150/175/200W **300 =** 200/250/300W	**U =** 120-277V **H =** 277-480V	**MC =** Manual Switch only between Types III, IV & V **MI =** Choice between Manual or Remote Control to change CCT (3/4/5K) or Distribution (III/IV/V) *Remote Control Sold Separately.*	-	**CS =** CCT Selectable (3/4/5K), 85W Dedicated Wattage **WCS =** CCT/Wattage Selectable (3/4/5K) *Wattage Selectability: Manual Switch Only*	**B =** Bronze **L =** Black* **W =** White* **MI** *only. Set to* **MAN** *for* **MC** *operation.* *Contact MaxLite for additional finishes.*	**2 =** Both Flexible Arm and Slipfitter **A =** Straight Arm **F =** Flexible Arm **K =** Knuckle Slipfitter **T =** Trunnion **V =** Variable (adjustable) Wall Mount **W =** Fixed Wall Mount **X =** Upper half knuckle, 4' SO cord** **X mounting is standard, all others are factory installed. Arms fit both square and round poles.* ***Order lower half mounting separately. (see Accessory Chart)*

CONTROLS	SURGE	OPTIONS
CR = Controls ready for c-Max Controls **RPC =** 3-pin twist lock receptacle **PR7 =** 7-pin twist lock receptacle (CR is disabled)	**BLANK =** 6kV +10kA Surge Protection (Standard) **S =** 20kA Surge Protection *Factory installed.*	**BLANK =** None **TA =** TAA Compliant

DLC Chart

Primary Use Designation: Outdoor Pole/Arm-Mounted Area and Roadway Luminaires

Universal Models

MODEL #	DLC PRODUCT ID
AE100U[MC,MI]-WCS[ALL OPTIONS]	S-N1RGY3
AE150U[MC,MI]-WCS[ALL OPTIONS]	S-BXDJ7Q
AE200U[MC,MI]-WCS[ALL OPTIONS]	S-QK1ZGD
AE300U[MC,MI]-WCS[ALL OPTIONS]	S-9PSMD0

High Voltage Models

MODEL #	DLC PRODUCT ID
AE100H[MC,MI]-WCS[ALL OPTIONS]	S-MVN60V
AE150H[MC,MI]-WCS[ALL OPTIONS]	S-6SNRKR
AE200H[MC,MI]-WCS[ALL OPTIONS]	S-JVSXLX
AE300H[MC,MI]-WCS[ALL OPTIONS]	S-2H7WRV

© 2026 Specifications subject to change without notice.

MaxLite

AE Switch Area Light (Includes Remote Control Switching from the ground!)

Accessories (Sold Separately)

ORDER CODE	MODEL NUMBER	DESCRIPTION	IMAGE
112489	AE-IRRC	AE REMOTE CONTROL FOR MI CHANGEABLE OPTICS (CCT 3/4/5K AND DISTRIBUTION III/IV/V) (REQUIRES 2 AA BATTERIES, NOT INCLUDED)	
112467	AE-SHIELD-SM	AE CHANGEABLE OPTICS FRONT/BACK SHIELD ≤150W	
112468	AE-SHIELD-LG	AE CHANGEABLE OPTICS FRONT/BACK SHIELD ≥ 200W	
112465	AE-VISOR-SM	AE CHANGEABLE OPTICS SIDE VISOR ≤150W	
112466	AE-VISOR-LG	AE CHANGEABLE OPTICS SIDE VISOR ≥ 200W	
111983	AE-FLH	LOWER KNUCKLE FLEXIBLE ARM MOUNTING, BRONZE, ATTACHES TO “X” MOUNT, FITS SQUARE & ROUND POLES	
111984	AE-KLH	LOWER KNUCKLE 2-3/8” OD SLIPFITTER MOUNTING, BRONZE, ATTACHES TO “X” MOUNT	
111217	AE-SAB	STRAIGHT ARM, BRONZE (REMOVE UPPER KNUCKLE TO INSTALL)	
112461	MAE-TSB	TRUNNION SWIVEL, BRONZE (REMOVE UPPER KNUCKLE TO INSTALL)	
112449	VW-BLH	VARIABLE WALL MOUNT LOWER HALF, BRONZE, ATTACHES TO “X” MOUNT	
112460	FW-B	FIXED WALL MOUNT, BRONZE (REMOVE UPPER KNUCKLE TO INSTALL)	
105038	PCTL-UNV	TWIST-LOCK ELECTRONIC PHOTOCONTROL 120/208/240/277V (USED WITH RPC OR PR7 OPTION, NOT C-MAX)	
105866	PCTL-HV	TWIST-LOCK ELECTRONIC PHOTOCONTROL 480V (USED WITH RPC OR PR7 OPTION, NOT C-MAX)	
96268	MLRTLPCRSP	SHORTING CAP FOR NEMA TWIST LOCK PHOTOCELL RECEPTACLE (3, 5 OR 7 PIN)	
c-Max Basic			
105567	CN-REMOTE	C-MAX REMOTE CONTROL, AT LEAST 1 PER PROJECT TO PROGRAM MOTION SENSOR	
105569	CN-RDPCB†	C-MAX PHOTOCELL NODE ROUND, BRONZE, IP66, USED WITH CONTROLS READY FIXTURES	
111456	CN-RDMSB-V2†*	C-MAX CONTROL NODE ROUND, PIR MOTION SENSOR/PHOTOCELL, BRONZE, IP66, USED WITH CONTROLS READY FIXTURES	
c-Max Network & Network Partners**			
105897	NN-RDB	NETWORK NODE ROUND, BRONZE	
111459	NN-RDMPBXR	NETWORK NODE ROUND, PIR MOTION SENSOR, PHOTOCELL, BLACK, EXTENDED (XR) RANGE	
106391	NN-RDW	NETWORK NODE ROUND, WHITE	
112635	NN-RDMPB-SL	SILVAIR NETWORK NODE ROUND, PIR MOTION SENSOR, PHOTOCELL , BRONZE	
111150	NN-RDMSW-SL	SILVAIR NETWORK NODE ROUND, PIR MOTION SENSOR/DAYLIGHT HARVESTING, WHITE	

† Requires 1.5M Allen wrench * Requires at least 1 remote control (CN-REMOTE) per project to program ** Requires c-Max App

© 2026 Specifications subject to change without notice.

MaxLite®

AE Switch Area Light (Includes Remote Control Switching from the ground!)

Specifications	AE100	AE150	AE200	AE300
Nominal Wattage & Distribution Type	Selectable 100/85/75W Type III, IV or V distribution	Selectable 150/125/100W Type III, IV or V	Selectable 200/175/150W Type III, IV or V	Selectable 300/250/200W Type III, IV or V
CCT/Distribution Selectability	Move switch to **MAN** for manual switch control, switch to **RC** if remote control is desired. **Remote control will only work if switch is set to RC.**			
Type III (Default setting) Lumens Range (lm) (Lumens depend on CCT setting)	**100W*** 15,790 - 16,390 lm	**150W*** 21,640 - 22,810 lm	**200W*** 28,970 - 30,090 lm	**300W*** 43,220 - 45,670 lm
	85W 12,750 - 13,650 lm	**125W** 18,120 - 20,750 lm	**175W** 25,550 - 28,090 lm	**250W** 37,000 - 40,660 lm
	75W 10,950 - 11,770 lm	**100W** 15,790 - 16,390 lm	**150W** 21,640 - 22,810 lm	**200W** 28,970 - 30,090 lm
TYPE III BUG rating (3K/4K/5K)	B3, U0, G3	B3, U0, G3	B4, U0, G4	B4, U0, G4
Type IV Lumens Range (lm) (Lumens depend on CCT setting)	**100W*** 15,930 - 16,550 lm	**150W*** 21,970 - 23,030 lm	**200W*** 28,800 -29,860 lm	**300W*** 43,680 - 45,030 lm
	85W 12,750 - 13,650 lm	**125W** 18,120 - 20,750 lm	**175W** 25,550 - 28,090 lm	**250W** 37,000 - 40,660 lm
	75W 10,950 - 11,770 lm	**100W** 15,930 - 16,550 lm	**150W** 21,970 - 23,030 lm	**200W** 28,800 - 29,860 lm
TYPE IV BUG rating (3K/4K/5K)	B3, U0, G3	B4, U0, G4	B4, U0, G4	B5, U0, G5
Type V Lumens Range (lm) (Lumens depend on CCT setting)	**100W*** 15,260 - 15,900 lm	**150W*** 21,360 - 23,030 lm	**200W*** 28,850 - 30,020 lm	**300W*** 43,700 - 45,000 lm
	85W 12,750 - 13,650 lm	**125W** 18,120 - 20,750 lm	**175W** 25,550 - 28,090 lm	**250W** 37,000 - 40,660 lm
	75W 10,950 - 11,770 lm	**100W** 15,260 - 15,900 lm	**150W** 21,360 - 23,030 lm	**200W** 28,850 - 30,020 lm
TYPE V BUG rating (3K/4K/5K)	3K: B4, U0, G3	3K: B4, U0, G4	3K: B4, U0, G4	3K: B5, U0, G5
Efficacy (lm/w)	146 - 168	145 - 166	146 - 161	146 - 163
EPA (sq ft) - w/ Slipfitter 0° Horizontal / 90° Vertical	0° = 0.4343988	0° = 0.4343988	0° = 0.4849236	0° = 0.4849236
	90° = 1.699908	90° = 1.699908	90° = 2.676216	90° = 2.676216
EPA (sq ft) - w/ Adjustable Arm 0° Horizontal / 30° Vertical	0° = 0.5203704	0° = 0.5203704	0° = 0.573006	0° = 0.573006
	30° = 0.8542836	30° = 0.8542836	30° = 1.431732	30° = 1.431732
CRI	>80			
Color Temperature (K)	3000K/4000K/5000K Selectable (Default CCT: 5000K)			

* Default power setting

© 2026 Specifications subject to change without notice.

MaxLite®

AE Switch Area Light (Includes Remote Control Switching from the ground!)

Specifications	AE100	AE150	AE200	AE300
Voltage	120-277V, 277-480V option			
Dimming	0-10V, compatible with c-Max Controls, 3pin or 7pin twist lock NEMA receptacle option			
Surge Protection	6kV integral to driver + 10kA stand alone standard, 20kA option			
Lumen Maintenance (L70) hrs	100,000+ Hours			
Housing	Die Cast Aluminum with corrosion resistant polyester powder coat			
Lens	Polycarbonate			
Mounting	Standard is **X** *(upper knuckle with 4' SO cord attached)*. Choice to field install lower half of flexible arm, slipfitter or variable wall to the upper half of the knuckle **(X)** *(see accessories)*. **See order matrix for factory installed mountings:** Straight Arm **(A)**, Flexible Arm **(F)**, 2 3/8" OD Slipfitter **(K)**, Trunnion **(T)**, Variable Wall **(V)** or Fixed Wall **(W)** Arms will fit both square and round poles.			
Weight w/ Slipfitter	10.09 lbs	10.09 lbs	13.91 lbs	13.91 lbs
Weight w/ Arm	10.38 lbs	10.38 lbs	14.17 lbs	14.17 lbs
Weight w/ Trunnion	12.86 lbs	12.86 lbs	17.91 lbs	17.91 lbs
Operating Temperature	-40°F to 122°F (-40°C to 50°C)			
Listings	UL, FCC, RoHS, DLC, ANSI 3G, TAA Available			
DLC	Premium - Outdoor Pole/Arm-Mounted Area and Roadway Luminaires			
Environmental	IP66, Wet Location			
Warranty	5 Years warranty. Check maxlite.com/warranties for details			

© 2026 Specifications subject to change without notice.

AE Switch Area Light (Includes Remote Control Switching from the ground!)

Dimensions: 100-300W models

100W & 150W

Slipfitter

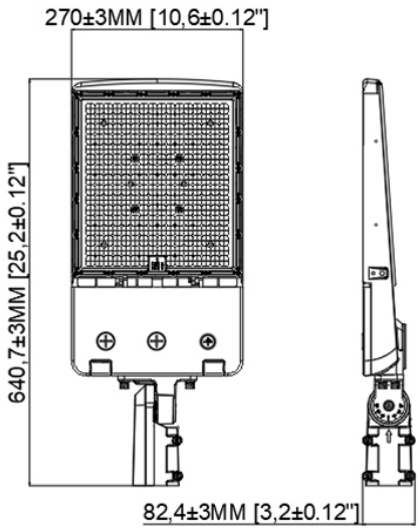

Arm

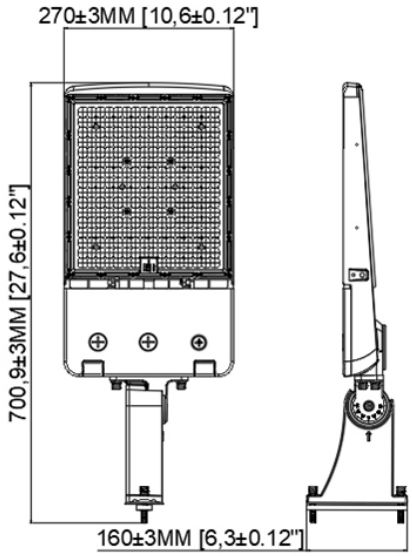

Trunnion

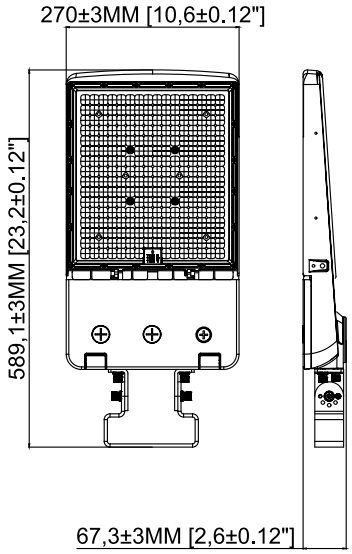

200W & 300W

Slipfitter

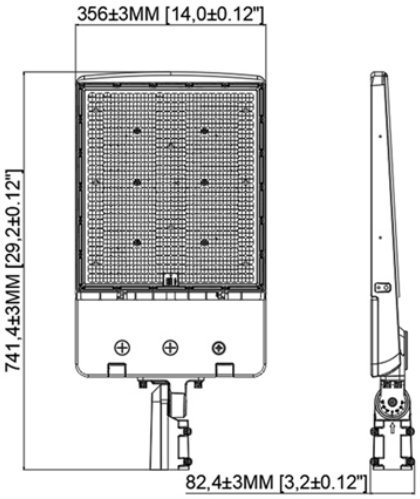

Arm

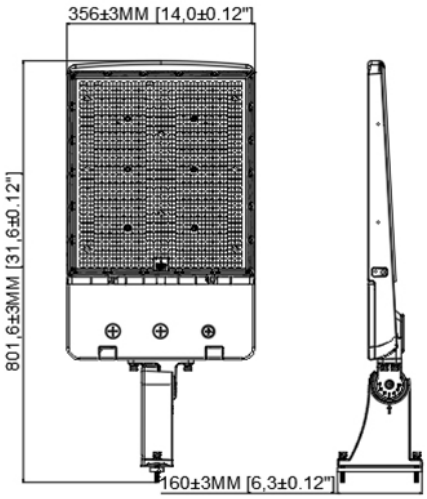

Trunnion

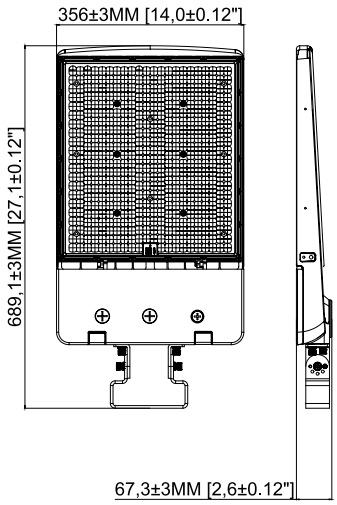

© 2026 Specifications subject to change without notice.

AE Switch Area Light (Includes Remote Control Switching from the ground!)

Dimensions: Mounting Options Only

Slipfitter

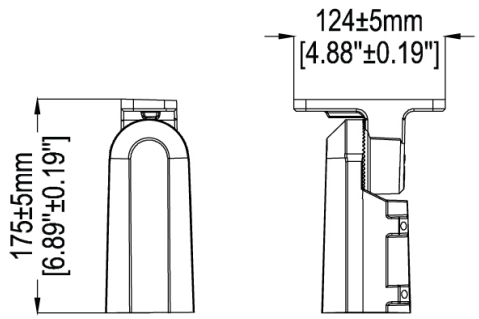

Arm

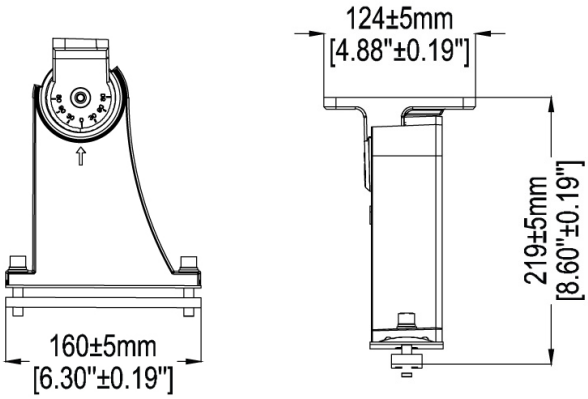

Adjustable Wall Mount

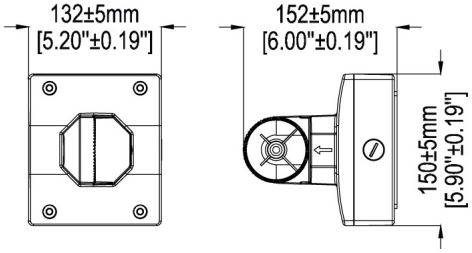

Fixed Wall Mount

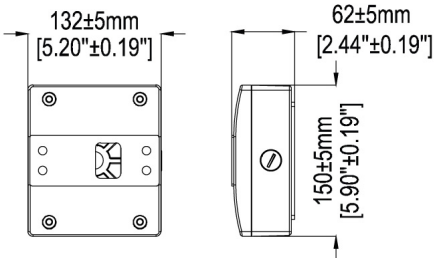

Trunnion

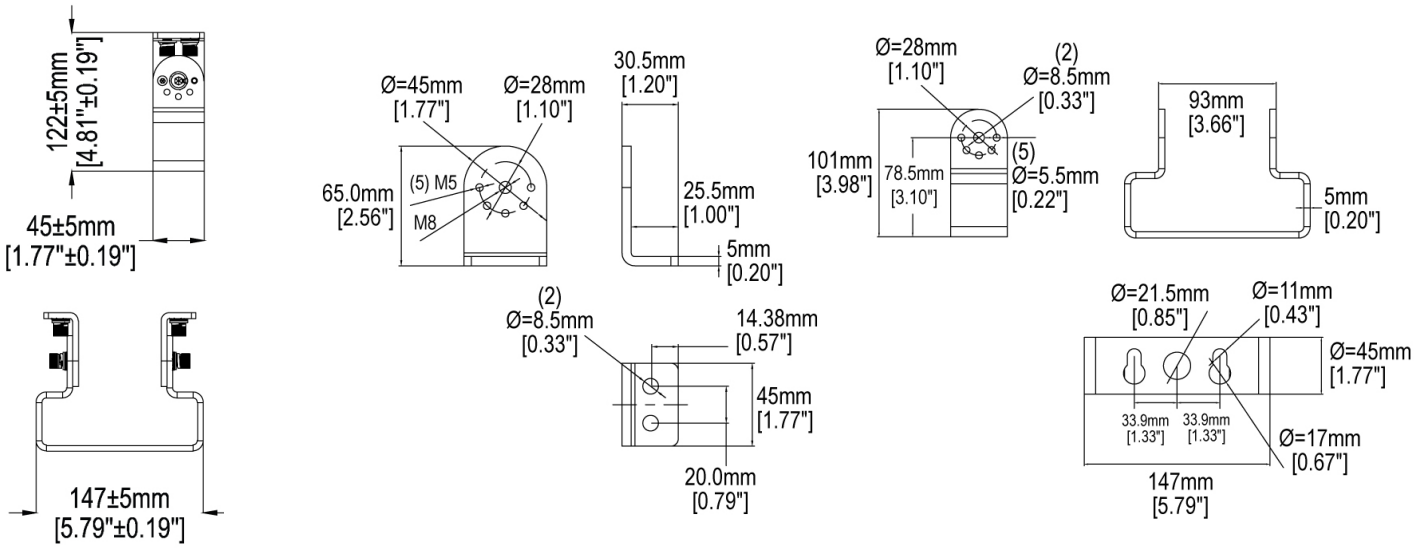

© 2026 Specifications subject to change without notice.

AE Switch Area Light (Includes Remote Control Switching from the ground!)

Photometrics

Isofootcandle:

- Each gridline represents one mounting height.
- For mounting heights other than noted multiply FC by the below factor.

$$\text{Factor} = \frac{(\text{Chart's Mtg. Height})^2}{(\text{Actual Mtg. Height})^2}$$

LEGEND

0.2 fc | 0.5 fc | 1.0 fc | 2.0 fc | 5.0 fc | 10.0 fc

AE100
TYPE III @ 20 FT

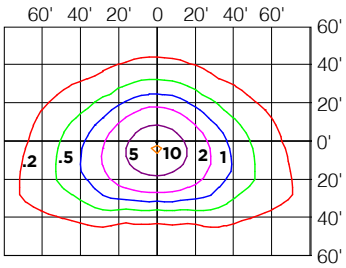

AE150
TYPE III @ 25 FT

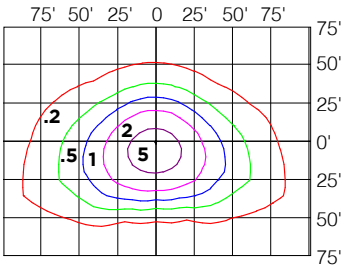

AE200
TYPE III @ 30 FT

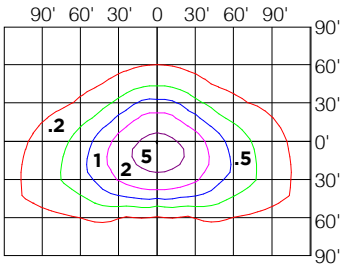

AE300
TYPE III @ 35 FT

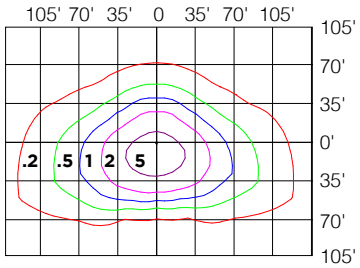

AE100
TYPE IV @ 20 FT

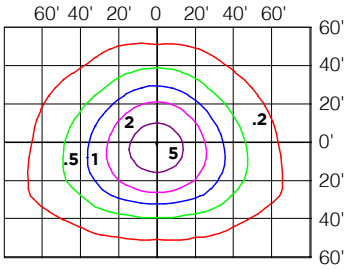

AE150
TYPE IV @ 25 FT

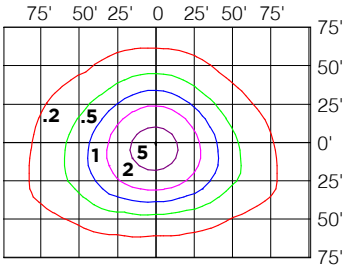

AE200
TYPE IV @ 30 FT

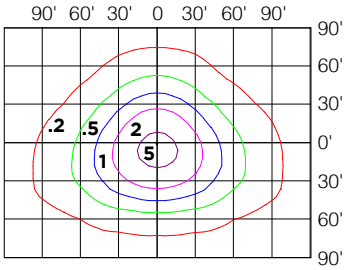

AE300
TYPE IV @ 35 FT

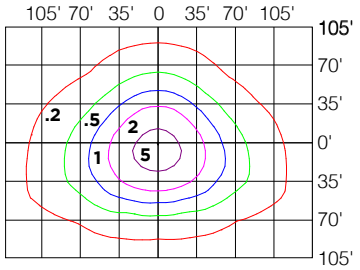

AE100
TYPE V @ 20 FT

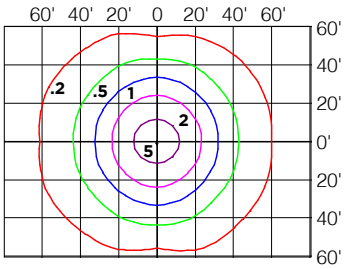

AE150
TYPE V @ 25 FT

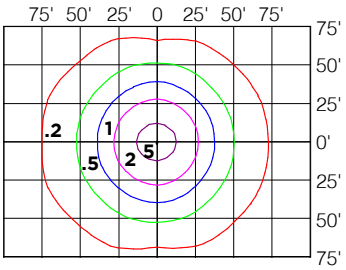

AE200
TYPE V @ 30 FT

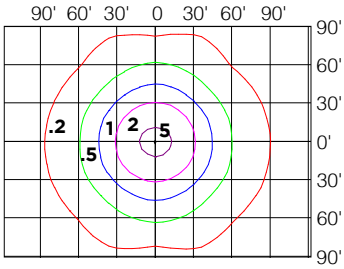

AE300
TYPE V @ 35 FT

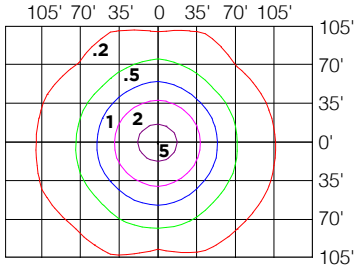

© 2026 Specifications subject to change without notice.