




PROJECT NAME: _____ CAT. #: _____
 NOTES: _____ FIXTURE SCHEDULE: _____

MLFP Flat Panel Gen 4 Control Ready *Wattage and Color Selectable*



Product Description:

A seamless replacement for 1'x4', 2'x2' and 2'x4' fluorescent fixtures, MaxLite's next-generation LED Flat Panels are designed to lay in drop ceilings in offices, schools, and healthcare applications. The panels produce highly efficient, uniform illumination, and offer the versatility of field-selectable color temperatures and wattages to suit various application needs. The panels are fully dimmable, and may be combined with motion sensors for further energy savings. MaxLite panels deliver all the benefits of LED technology, including a long life with high lumen maintenance, reduced energy consumption and lower maintenance costs.

Features:

- Field Wattage and CCT Selectable
- Controls Ready – can be paired with the new cMax controls nodes
- Fixtures are set to lowest wattage and 4000K as default factory setting
- 0-10V Dimmable
- Voltage: 120-277V
- L70 Lumen Maintenance ≥100,000 at 40°C (104°F)
- On EM mode, the fixture output a minimum of 1700 lumens for 90 minutes, when fully charged

Controls Ready:

MaxLite's new Controls Ready (CR) fixtures allows for quick and easy in-field installation (plug and play) of controls. Simply purchase any CR fixture and the required Controls Node and you're all set! See the accessory table for all controls options available for this fixture.



Order Structure

| FAMILY | SIZE | PANEL TYPE | WATTAGE SELECTABLE | CCT SELECTABLE | CONTROL READY | BATTERY BACKUP |
|------------------|-----------|-------------|--------------------|---|-------------------|-------------------------------------|
| MLFP= Flat Panel | 14= 1'x4' | G4= Backlit | 20W= 20W, 25W, 30W | CS= CCT Selectable 3500K, 4000K, 5000K | CR= Control Ready | [BLANK]= None EM= Battery Backup |
| | 22= 2'x2' | | 18W= 18W, 27W, 36W | | | |
| | 24= 2'x4' | | 27W= 27W, 36W, 45W | | | |
| | SIZE | | WATTAGE | | | |
| | 22= 2'x2' | | 18= 18W | | | |
| | 24= 2'x4' | | 28= 28W | | | |

NOTES:
¹ On EM mode, the fixture CCT will be set to 5000K
² BAA is available as special order

Stocked Items

| ORDER CODE | MODEL NUMBER | DLC PRODUCT ID # | DIMENSION (L" X W" X H")Y | ORDER CODE | MODEL NUMBER | DLC PRODUCT ID # | DIMENSION (L" X W" X H")Y |
|------------|-----------------|------------------|---------------------------|------------|----------------|------------------|---------------------------|
| 105184 | MLFP14G420WCSCR | PKL0UT6P | 47.7" x 11.9" x 2.2" | 105192 | MLFP22G418CSCR | PMQN4X76 | 23.7" x 23.7" x 2.3" |
| 105188 | MLFP22G418WCSCR | PX9RHOZS | 23.7" x 23.7" x 2.2" | 105532 | MLFP24G428CSCR | P5IRSW6Z | 47.7" x 23.7" x 2.2" |
| 105528 | MLFP24G427WCSCR | PSR53N2J | 47.7" x 23.7" x 2.3" | | | | |






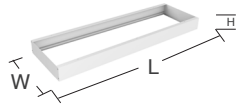
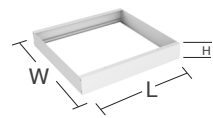
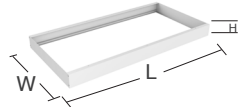











10-year standard warranty with labor allowance (further details available at www.maxlite.com/warranties)

Warranty Limitations: Product must be rated for application per the Product Data Sheet (PDS); operated ≤16 hrs; in ambient temperatures -4°F to 77°F. If ambient temperatures fall outside the -4°F to 77°F range, product is warranted for 5 years according to the operating temperature range specified on the PDS. Up to \$25/unit; registration required. Additional coverage may be available for purchase; contact MaxLite. Excludes EM/MS versions; component warranty applies.

MLFP Flat Panel Gen 4 Control Ready

Wattage and Color Selectable

Accessories (SOLD SEPARATELY)

| ORDER CODE | MODEL NUMBER | DESCRIPTION | IMAGE |
|--|--------------|--|---|
| 104817 | ML14G4FK | Gen 4 1x4' Flat Panel Flange Kit |  |
| 104819 | ML22G4FK | Gen 4 2x2' Flat Panel Flange Kit |  |
| 104820 | ML24G4FK | Gen 4 2x4' Flat Panel Flange Kit |  |
| 104811 | ML14G4SMK | Gen 4 1X4 Flat Panel Surface Mount Kit (47.87" L X 12.32" W X 3.7" H) |  |
| 104813 | ML22G4SMK | Gen 4 2X2 Flat Panel Surface Mount Kit (23.85" L X 24.97" W X 3.7" H) |  |
| 104814 | ML24G4SMK | Gen 4 2X4 Flat Panel Surface Mount Kit (47.87" L X 24.97" W X 3.7" H) |  |
| 109273 | MLFPG4-JBOX | TALLER JUNCTION BOX (L 8.1IN X W 1.6IN X H 2.2IN) |  |
| 104816 | MLG4CHK | Gen 4 Cable Hanging Kit For 1x4 & 2x2 Flat Panel (40" length) |  |
| 104848 | ML24G4CHK | Gen 4 Cable Hanging Kit For 2x4 Flat Panel - 6 Cables (40" length) |  |
| c-Max Basic | | | |
| 105567 | CN-REMOTE | Control Node Remote Control |  |
| 105564 | CN-RTMST | Control Node Rectangular, Microwave Motion Sensor, Translucent |  |
| 105890 | CN-RTPSW | Control Node Rectangular, PIR Motion Sensor/Daylight Harvesting, White |  |
| <p>*Maxlite recommends CN-RTPSW (PIR) sensor for most applications with this fixture. If CN-RTMST(microwave) is required for an application, Maxlite recommends a pilot test to confirm there is no interference that causes unexpected responses from the microwave sensor. †RMHD05R remote applies to the Microwave Motion Sensor option for fixed wattage 4000K models.</p> | | | |
| c-Max Network | | | |
| 105892 | NN-RTW | Network Node Rectangular, White |  |
| 105893 | NN-RTDHW | Network Node Rectangular, Daylight Harvesting, White |  |
| 106059 | NN-RTPSW | Network Node Rectangular, PIR Motion Sensor/Daylight Harvesting, White |  |
| 108392 | WNS5-W | 5 Button Wall Network Switch (Bluetooth) White |  |
| 106318 | NPP-300W | 120-277V Network Power Pack 300W Max |  |



MLFP Flat Panel Gen 4 Control Ready

Wattage and Color Selectable

Sensor

| SENSOR | TECHNOLOGY | DIMMING | DAYLIGHT HARVESTING | REMOTE CONTROL | QR CODE |
|----------|---|----------|----------------------------------|----------------------------------|---------|
| CN-RTMST | Microwave, Photoelectric | Bi-Level | N/A | Yes | |
| CN-RTPSW | PIR, Photoelectric | Bi-Level | Continuous Adjustment Mode (CAM) | Yes | |
| NN-RTW | Bluetooth networking | N/A | N/A | c-Max App (iPhone or Android) | |
| NN-RTDHW | Photoelectric & Bluetooth networking | N/A | Continuous Adjustment Mode (CAM) | c-Max App (iPhone or Android) | |
| NN-RTPSW | PIR motion sensing. Photoelectric & Bluetooth networking | Bi-Level | Continuous Adjustment Mode (CAM) | c-Max App (iPhone or Android) | |

Specifications

| | MLFP14G4XXWCSCR | | |
|------------------------|--|---------------------|---------------------|
| Size | 1'X4' | | |
| Power Consumption | 20W* | 25W | 30W |
| Lumens Delivered | 2540, 2600*, 2590 lm | 3020, 3130, 3080 lm | 3450, 3790, 3700 lm |
| Efficacy | 126, 133*, 126 lm/w | 121, 130, 122 lm/w | 112, 128, 119 lm/w |
| CRI | ≥80 | | |
| Color Temperature (K) | 3500K, 4000K*, 5000K | 3500K, 4000K, 5000K | 3500K, 4000K, 5000K |
| L70 Lumen maintenance | ≥100,000 Hrs | | |
| Power Factor | >0.9 | | |
| Input Voltage | 120-277V | | |
| Comp Dimmer | Designed to be compatible with most 0-10V dimmers | | |
| Mounting | Surface mount, Flange mount and Aircraft cables | | |
| Operating Temperature | -4°F to 122°F (-20°C to 50°C) except for EM fixtures. EM fixtures: 30°F to 122°F (5°C to 50°C) | | |
| Humidity | 20% to 85% RH non-condensing | | |
| Certification | ETL Listed, FCC | | |
| Material Usage | RoHS Compliant; No Mercury | | |
| Environment | Damp/ Dry Location, IC Rated | | |
| DesignLight Consortium | DLC Standard | | |
| Warranty | 10 Years warranty | | |

* Factory default wattage/CCT is 20W/4000K.

NOTE:

1. Other wattages and CCTs are adjusted in the field by installer.



MLFP Flat Panel Gen 4 Control Ready Wattage and Color Selectable

| Specifications | MLFP22G4XXWCSCR | | | MLFP22G418CSCR |
|------------------------|--|---------------------|---------------------|---------------------|
| Size | 2'X2' | | | |
| Power Consumption | 18W* | 27W | 36W | 18W |
| Lumens Delivered | 2000, 2040*, 2080 lm | 2900, 3040, 3030 lm | 3820, 4000, 4000 lm | 2050 lm |
| Efficacy | 113, 119*, 117 lm/w | 110, 119, 113 lm/w | 107, 118, 112 lm/w | 109 lm/w |
| CRI | ≥80 | | | |
| Color Temperature (K) | 3500K, 4000K*, 5000K | 3500K, 4000K, 5000K | 3500K, 4000K, 5000K | 3500K, 4000K, 5000K |
| L70 Lumen maintenance | ≥100,000 Hrs | | | |
| Power Factor | >0.9 | | | |
| Input Voltage | 120-277V | | | |
| Comp Dimmer | Designed to be compatible with most 0-10V dimmers | | | |
| Mounting | Surface mount, Flange mount and Aircraft cables (Information needs to be confirmed) | | | |
| Operating Temperature | -4°F to 122°F (-20°C to 50°C) except for EM fixtures. EM fixtures: 30°F to 122°F (5°C to 50°C) | | | |
| Humidity | 20% to 85% RH non-condensing | | | |
| Certification | ETL Listed, FCC | | | ETL Listed, FCC |
| Material Usage | RoHS Compliant; No Mercury | | | |
| Environment | Damp/ Dry Location, IC Rated | | | |
| DesignLight Consortium | DLC Standard | | | |
| Warranty | 10 Years warranty | | | |

* Factory default wattage/CCT is 20W/4000K.

NOTE:
1. Other wattages and CCTs are adjusted in the field by installer.

| Specifications | MLFP24G4XXWCSCR | | | MLFP24G428CSCR |
|------------------------|--|---------------------|---------------------|---------------------|
| Size | 2'X4' | | | |
| Power Consumption | 27W* | 36W | 45W | 28W |
| Lumens Delivered | 3140, 3260*, 3220 lm | 4090, 4030, 4170 lm | 4900, 5200, 5040 lm | 3080 lm |
| Efficacy | 118, 126*, 121 lm/w | 114, 124, 115 lm/w | 109, 121, 111 lm/w | 112 lm/w |
| CRI | ≥80 | | | |
| Color Temperature (K) | 3500K, 4000K*, 5000K | 3500K, 4000K, 5000K | 3500K, 4000K, 5000K | 3500K, 4000K, 5000K |
| L70 Lumen maintenance | ≥100,000 Hrs | | | |
| Power Factor | >0.9 | | | |
| Input Voltage | 120-277V | | | |
| Comp Dimmer | Designed to be compatible with most 0-10V dimmers | | | |
| Mounting | Surface mount, Flange mount and Aircraft cables (Information needs to be confirmed) | | | |
| Operating Temperature | -4°F to 122°F (-20°C to 50°C) except for EM fixtures. EM fixtures: 30°F to 122°F (5°C to 50°C) | | | |
| Humidity | 20% to 85% RH non-condensing | | | |
| Certification | ETL Listed, FCC | | | ETL Listed, FCC |
| Material Usage | RoHS Compliant; No Mercury | | | |
| Environment | Damp/ Dry Location, IC Rated | | | |
| DesignLight Consortium | DLC Standard | | | |
| Warranty | 10 Years warranty | | | |

* Factory default wattage/CCT is 27W/4000K.

NOTE:
1. Other wattages and CCTs are adjusted in the field by installer.

MLFP Flat Panel Gen 4 Control Ready *Wattage and Color Selectable*

Dimensions

MLFPXXG4YYWCS MODELS (COLOR AND WATTAGE SELECT MODELS) &
MLFPXXG4YYYS MODELS (FIXED WATTAGE CCT SELECT MODELS)

