

MGM95S*A & MGD95S*A

PRODUCT SPECIFICATIONS

SINGLE STAGE
GAS FURNACE



VENTING

- Designed certified for direct (2-pipe) and non direct (1-pipe) applications
- Easily vented with PVC pipe

INSTALLATION FEATURES

- Left or right utility connection
- Designed certified for direct and non-direct vent applications
- Zero step horizontal conversion
- Removable floor base for bottom return air
- Complies with California's South Coast Air Quality Management district Low NOx requirements

WARRANTY

10 year limited parts warranty / lifetime heat exchanger warranty available.
See limited warranty document for details.



CONFIGURATIONS

- Upflow/Horizontal
- Downflow

HEAT EXCHANGER DESIGN

- Aluminized steel design primary heat exchanger with crimped non-welded construction
- AL 29-4C Stainless steel secondary heat exchanger

BURNER

- Aluminized steel inshot burners for smooth fit

CABINET DESIGN

- Compact 33" height
- Standardized widths for easy coil fit

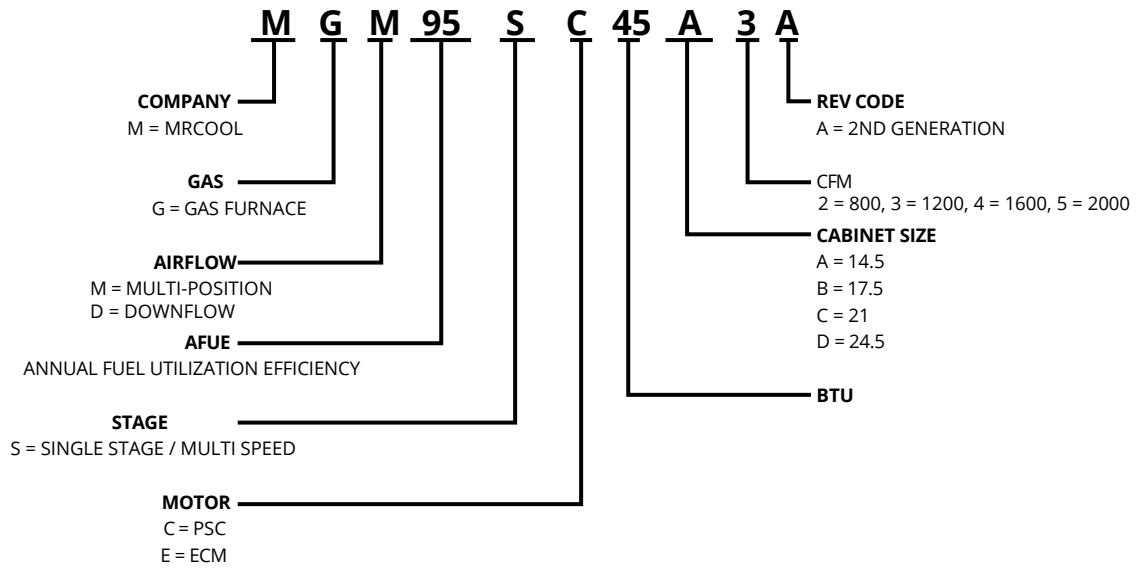
AIR DELIVERY SYSTEM

- Multi-speed high efficiency (constant torque) blower motor
- Easily removable slide-out blower design

CONTROLS

- Single stage gas valve
- Self diagnostics saves last 10 fault codes regardless of power interruption
- Control features electronic air cleaner and humidifier terminals

MODEL NUMBER GUIDE



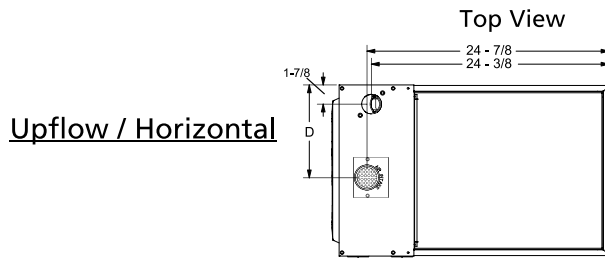
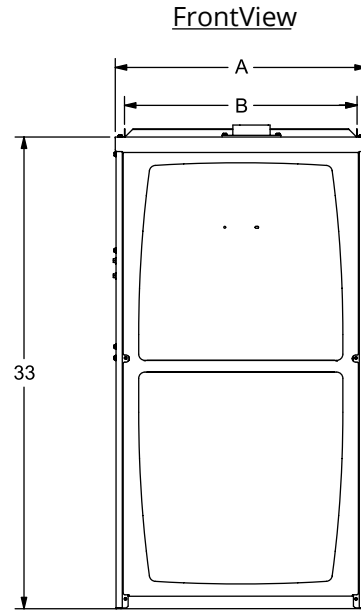
PHYSICAL AND ELECTRICAL DATA

	Model	Input (Btuh)	Output (Btuh)	AFUE (ICS)	Nom. Cooling Capacity	Gas Inlet (in.)	Volts/ Hz/ Phase	Max. Time Delay Breaker or Fuse	Nominal F.L.A.	Trans. (V.A.)	Approx. Shipping Weight (lbs.)
UPFLOW/HORIZONTAL	MGM95SE045B3XA	44,000	42,000	95.0%	1-1/2 — 3	1/2	120 - 60 - 1	15	6.8	40	129
	MGM95SE070B3XA	66,000	64,000	95.0%	1-1/2 — 3	1/2	120 - 60 - 1	15	6.8	40	134
	MGM95SE090C4XA	88,000	85,000	95.0%	2-1/2 — 4	1/2	120 - 60 - 1	15	8.4	40	158
	MGM95SE110C5XA	110,000	106,000	95.0%	3 — 5	1/2	120 - 60 - 1	15	10.9	40	170
	MGM95SE135D5XA	132,000	128,000	95.0%	3-1/2 — 5	1/2	120 - 60 - 1	15	10.9	40	187
DOWNFLOW	MGD95SE045B3XA	44,000	42,000	95.0%	1-1/2 — 3	1/2	120 - 60 - 1	15	6.8	40	131
	MGD95SE070B4XA	66,000	64,000	95.0%	2-1/2 — 4	1/2	120 - 60 - 1	15	8.4	40	144
	MGD95SE090C4XA	88,000	85,000	95.0%	2-1/2 — 4	1/2	120 - 60 - 1	15	8.4	40	160
	MGD95SE110C5XA	110,000	106,000	95.0%	3 — 5	1/2	120 - 60 - 1	15	10.9	40	174

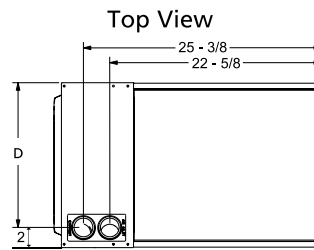
Note: For vent length and clearances to combustibles, please reference installation instructions.

DIMENSIONS (IN.)

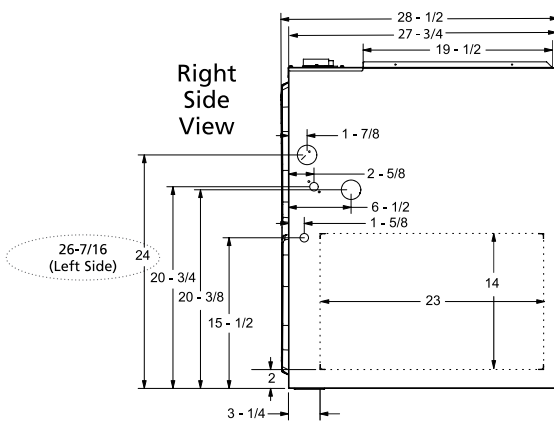
	Model	A	B	C	D
Upflow / Horizontal	MGM95SE045B3XA	17-1/2	16-3/8	16	7-5/8
	MGM95SE070B3XA	17-1/2	16-3/8	16	7-5/8
	MGM95SE090C4XA	21	19-7/8	19-1/2	9-3/8
	MGM95SE110C5XA	21	19-7/8	19-1/2	9-3/8
	MGM95SE135D5XA	24-1/2	23-3/8	23	11-1/8
Downflow	MGD95SE045B3XA	17-1/2	16-3/8	16	15-1/2
	MGD95SE070B4XA	17-1/2	16-3/8	16	15-1/2
	MGD95SE090C4XA	21	19-7/8	19-1/2	19
	MGD95SE110C5XA	21	19-7/8	19-1/2	19



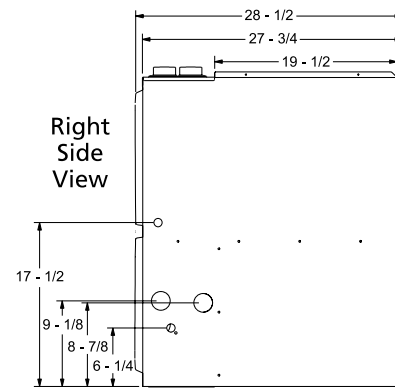
Upflow / Horizontal



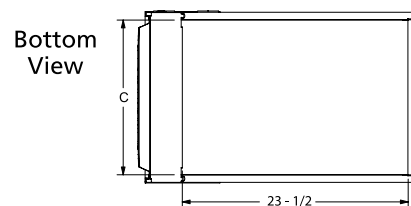
Downflow



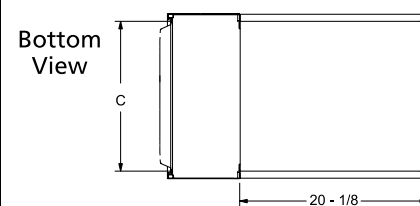
Right Side View



Right Side View



Bottom View



Bottom View

BLOWER PERFORMANCE DATA

	Model	Motor Size (hp)	Blower Size	Temp Rise (F°)	Blower Speed	CFM @ external static pressure - " w.c.						
						.20	.30	.40	.50	.60	.70	.80
Upflow / Horizontal	MGM95SE045B3XA	1/2	10 x 8	35 - 65	High	1290	1275	1220	1215	1190	N/A	N/A
					Med/High	1190	1150	1120	1090	1060	1015	1000
					Med	1080	1045	1015	980	950	900	870
					Med/Low	825	785	735	705	650	620	580
					Low	780	720	690	635	600	555	520
	MGM95SE070B3XA	1/2	10 x 8	35 - 65	High	1310	1275	1250	1215	1200	1145	N/A
					Med/High	1250	1205	1175	1145	1100	1070	1035
					Med	1130	1100	1065	1045	995	960	925
					Med/Low	880	835	795	745	705	670	610
					Low	815	775	730	670	640	585	550
	MGM95SE090C4XA	3/4	10 x 10	40 - 70	High	1660	1615	1590	1560	1525	1475	N/A
					Med/High	1435	1390	1350	1310	1255	1220	1170
					Med	1290	1240	1200	1155	1105	1065	1010
					Med/Low	1195	1140	1110	1055	1005	960	920
					Low	1045	995	945	895	855	805	760
	MGM95SE110C5XA	1	11-1/2 x 10	45 - 75	High	2130	2095	2065	2030	1995	1955	1930
					Med/High	1865	1835	1785	1755	1705	1660	1635
					Med	1670	1640	1600	1560	1525	1475	1445
					Med/Low	1560	1525	1465	1425	1380	1350	1300
					Low	1345	1285	1250	1215	1150	1100	1050
MGM95SE135D5XA	1	11-1/2 x 10	50 - 80	High	2330	2295	2275	2225	2185	N/A	N/A	
				Med/High	2180	2120	2075	2035	2020	1940	1890	
				Med	1950	1925	1885	1845	1815	1736	1715	
				Med/Low	1745	1690	1640	1605	1565	1520	1465	
				Low	1535	1480	1445	1395	1330	1310	1285	
Downflow	MGD95SE045B3XA	1/2	10 x 8	25-55	High	1320	1285	1275	1230	1185	N/A	N/A
					Med/High	1215	1165	1150	1095	1060	1020	980
					Med	1090	1065	1025	985	935	915	860
					Med/Low	825	795	750	705	655	590	555
					Low	785	735	705	650	605	545	485
	MGD95SE070B4XA	3/4	11-1/2 x 10	25-55	High	1705	1665	1605	1585	1540	N/A	N/A
					Med/High	1470	1430	1390	1335	1300	1260	1220
					Med	1265	1235	1185	1155	1100	1050	1015
					Med/Low	1165	1120	1070	1015	970	915	865
					Low	895	835	775	690	625	570	520
	MGD95SE090C4XA	3/4	10 x 10	40-70	High	1685	1630	1620	1570	1540	N/A	N/A
					Med/High	1455	1415	1370	1335	1295	1260	1210
					Med	1310	1285	1245	1185	1145	1110	1060
					Med/Low	1220	1165	1125	1080	1045	990	940
					Low	1080	1035	985	925	875	825	760
	MGD95SE110C5XA	1	11 x 11	40-70	High	2185	2150	2085	2060	2005	1970	1910
					Med/High	1910	1850	1810	1765	1700	1665	1620
					Med	1720	1670	1605	1565	1510	1460	1420
					Med/Low	1575	1525	1465	1420	1370	1325	1275
					Low	1360	1290	1255	1190	1160	1100	1045