

C-Line: 2x2 & 2x4 Center Basket Troffers

4-CCT & 3-Power Selectable



WATT	LUMENS
20	2,500
30	3,750
35	4,375
40	5,000
50	6,250

Detail Specification:

- Finish: White
- IP Rating: Damp Location (IP44)
- Beam Angle: 110°
- Chip: SMD 2835, R9 >50, CRI >80
- Optional CRI >90 chip available
- Operating Temperature: -40° - 114° F
- Lens: Frosted, non-yellowing
- Average life (L70) of 50,000 hours

Applications:

- General Indoor Lighting
- Utility & Storage
- Garage Structures
- Office and Meeting Rooms
- Education, Healthcare, Retail, Hospitality
- Commercial and Industrial

Product Information:

- Aluminum housing finished with corrosion free power coat
- Even light distribution
- Lightweight for easier installation
- 4-CCT & 3-Power Selectable

Driver Options:

- UNV: 120-277V 0-10V Dimmable (Dim to Off)
- Optional 347-480V step down transformer available
- THD: <15% (=/-5% tolerance), PF >0.9, 50/60Hz
- Isolated Driver
- Flicker Free

Mounting & Installation:

- Lay-in ceilings for 5/8" and 3/8" ceiling widths
- Built-in earthquake clips
- Optional 9' suspension kit available
- Optional surface mount, drywall kit available
- Use surface mount and suspension kit for an aesthetically pleasing design

Certifications:

- UL Listed for USA and CA
- DLC Premium Listed
- Approved for CA T24
- 5 Year Limited Warranty
- FCC CFR 47, GCC Part 15, Subpart B:2017

Series	Sensor	Emergency	Driver	CRI	Whip
LED-CBT-2X2-3P35-4CCT 20/30/35W • 120-277V	(Blank) No Sensor	(Blank) No Emergency	(Blank) 120-277	(Blank) >80	(Blank) No Whip
LED-CBT-2X4-3P50-4CCT 30/40/50W • 120-277V	BMS Bi-Level Motion + Daylight Sensor (S-BMS-INT-1)	EMB Emergency Backup	HV 347-480V Stepdown	-90CRI	-6FLX 6' Flex
	BMS-BT Bi-Level Motion + Daylight Sensor + Bluetooth App Controlled (S-BMS-INT-1-BT)				


Optional Accessories (Order Separately)

Suspension Kits	Surface Mount ¹	Drywall Kits	BMS Controller
SK-9FT-ADJ-2 9' Suspension Kit	2X2-SM-3" 3" Height	LED-PNL-2X2 -FLNG Drywall Kit	S-LINE-DIM-BT Wall Dimmer
CK-6FT-V 6' Chain Hanging Kit	2X4-SM-3" 3" Height	LED-PNL-2X4 -FLNG Drywall Kit	S-LINE-R Remote for S-Line Sensor
LED-PNL-2X4-SK 3.5' Suspension Kit, works for all sizes	1x4-SM-3" 3" Height	LED-PNL-1X4 -FLNG Drywall Kit	

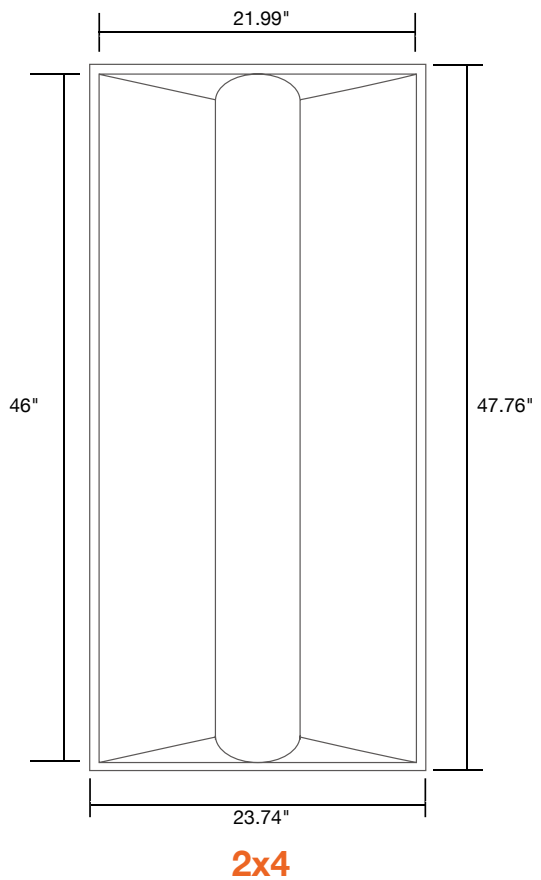
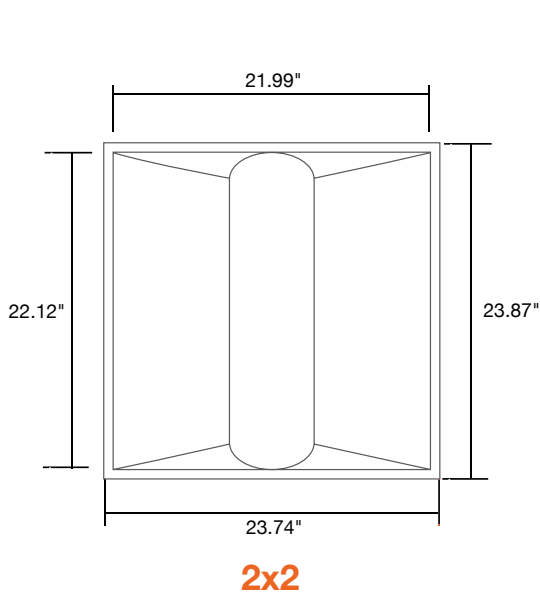
1. Custom height options available. Contact us.

Specs and model numbers are subject to change with or without notice. Customization of product is available.

FEATURES



DIMENSIONS



ACCESSORIES



SK-9FT-ADJ-2
LED-PNL-2X4-SK



CK-6FT-V

TROFFERS

Fixture Model	Voltage	Watts	Lumens	Color	CRI
LED-CBT-2X2-3P35-4CCT	120-277V	20/30/35w	2,500/3,750/4,375	30/35/40/50K	>80
LED-CBT-2X2-3P35-4CCT-90CRI	120-277V	20/30/35w	2,500/3,750/4,375	30/35/40/50K	>90
LED-CBT-2X4-3P50-4CCT	120-277V	30/40/50w	3,750/5,000/6,250	30/35/40/50K	>80
LED-CBT-2X4-3P50-4CCT-90CRI	120-277V	30/40/50w	3,750/5,000/6,250	30/35/40/50K	>90

SUSPENSION KITS

Accessory	Description
SK-9FT-ADJ-2	9' Suspension Kit
CK-6FT-V	6' Chain Hanging Kit
LED-PNL-2X4-SK	3.5' Suspension Kit, works for all sizes

SURFACE MOUNT KITS


Accessory	Description
2X2-SM-3"	2X2 Surface Mount Kit 3" Height for all Panels and Troffers
2X4-SM-3"	2X4 Surface Mount Kit 3" Height for all Panels and Troffers
1x4-SM-3"	1X4 Surface Mount Kit 3" Height for all Panels and Troffers



1x4




2x2




2x4

DRYWALL KITS


Accessory	Description
LED-PNL-2X2-FLNG	Flange (Drywall) Kit for all 2X2 Fixtures
LED-PNL-2X4-FLNG	Flange (Drywall) Kit for all 2X4 Fixtures
LED-PNL-1X4-FLNG	Flange (Drywall) Kit for all 1X4 Fixtures



1x4



2x2



2x4



S-LINE-R



S-LINE-DIM-BT

BMS CONTROLLER

Model	Item Description	Voltage	Watts
S-LINE-R	Remote for S-LINE Series Sensors	12V	<1w
S-LINE-DIM-BT	Dimmer for S-LINE Series Bluetooth Sensors		<1w

S-LINE SENSORS

Model	Item Description	Voltage	Watts
S-BMS-INT-1	S-Line: Bi Level Motion Sensor w/ Daylight Harvesting, Ideal for use with LED-CBT. 12V Aux REQD. (Remote Optional)	12V	<1w
S-BMS-INT-1-BT	S-Line: Bi Level Motion Sensor w/ Daylight Harvesting, Ideal for use w/ LED-CBT 12V Aux REQD. (Remote or ENVISION SMART APP)	12V	<1w



S-BMS-INT-1
S-BMS-INT-1-BT

TESTED COMPATIBLE DIMMERS

Other dimmers may be compatible but have not been tested. Please contact us for more information.

TRIAC/ELV Dimmers

Lutron	Leviton
DVSTV	IP710-LFZ
MS-Z101	
NTSTV	