

Project Name:

Part Number:

Type:

**VVT**

Narrow Linear Vapor Tight

407-478-3759
www.ilp-inc.com

FEATURES

- Enclosed & Gasketed Narrow Body Vapor Tight
- 2ft & 4ft Fixture Lengths
- Lumen Packages Ranging 3,000 to 6,000 Lumens
 - Field Selectable Lumen Range 4,000 to 6,000
 - On 4ft model
- Surface, Suspended, Pendant, Wall & 45° Mounting Options
- Stainless Steel Latches Standard
- Stainless Steel Mounting Brackets Standard
- Integral Wireless Controls Option
- 4000K & 5000K CCT Options
- >80 Color Rendering Index (CRI)
- Ambient Range of -40°F to 104°F
- Calculated L70 > 100,000 Hours
- 120-277V & 0-10V Dimmable Driver (100%-10%)
- 5 Year Warranty
- UL Listed for Wet Location
- DesignLights Consortium Qualified Luminaire



SUITABLE APPLICATIONS

- Coolers & Freezers
- Food & Beverage Preparation
- Greenhouse
- Pharmaceutical
- Healthcare
- Education
- Industrial
- Parking Garage

ORDERING GUIDE:

SERIES	LUMENS (select one)	DRIVER	CCT	LENS
VVT2 2 ft Vapor Tight	3L	U 120-277V	50	FRL Frosted Lens
VVT4 4 ft Vapor Tight	4L/5L/6L - Lumen Selectable		40	

OPTIONS		CONTROLS	
Factory Installed		Basic	
EM5 ^{2,3}	Factory Installed 5W Battery Backup	MWS	On/Off Microwave Sensor Installed Behind Lens
EM10 ^{2,3}	Factory Installed 10W Battery Backup		
CORDW/xFT	Wet-location rated cord installed (xFT = Length)		
CORD/6FT/5WIRE	6ft 5-wire cord w/ 1 ground, 2 power, and 2 dimming leads		
SD347 ^{1,2,4}	347V Step Down Transformer		
SD480 ^{1,2,4}	480V Step Down Transformer		
HUB 1/2 ⁵	Conduit Hub 1/2" for Top Power Entry		
Ship With Accessories			
HB-xxx-LOOP	Aircraft cables (xx= inches)		
AB45DEG/SS	45 Degree Stainless Steel Angled Mounting Bracket Set		

¹ Does not qualify for DLC² Available on VVT4 only³ Not able to be used in conjunction with SD347-SD480 options⁵ Not able to be used in conjunction with EM5-EM10 options⁶ Must use for pendant mounting

QUICK SHIP ITEMS:

SERIES	LUMENS (select one)	DRIVER	CCT	LENS
VVT2 2 ft Value Vapor Tight	3L	U 120-277V	50	FRL Frosted Lens
VVT4 4 ft Value Vapor Tight	4L/5L/6L - Lumen Selectable		40	

VVT

Narrow Linear Vapor Tight

LED SYSTEMS INFO ¹	4000K		5000K		Watts ²	CRI	DLC Listing	Ambient Temp. Range	Replaces
	Part Numbers	Lumens	Efficacy	Lumens					
VVT2-3L-U-XX-FRL	3,160 lm	132 lm/W	3,205 lm	134 lm/W	24W	>80	Standard	-40°F - 104°F	1T8
VVT4-4L-U-XX-FRL	4,524 lm	143 lm/W	4,589 lm	145 lm/W	32W	>80	Standard	-40°F - 104°F	2T8
VVT4-5L-U-XX-FRL	5,495 lm	143 lm/W	5,417 lm	141 lm/W	38W				1T5HO
VVT4-6L-U-XX-FRL	6,441 lm	130 lm/W	6,533 lm	132 lm/W	49W				3T8

¹Values are nominal, see IES file for more detail
²Electrical data at 25C (77F). Actual wattage may differ by +/-10%

SPECIFICATIONS

CONSTRUCTION

Durable, fully gasketed, polycarbonate housing with high impact design for rigidity and prolonged life in rough environments. Captive stainless latches fastened to housing to safely secure lens to housing. 1/2" wet location fitting standard at end of housing. Toolless removable gear tray for quick and easy access to electrical components.

ELECTRICAL

Calculated L70 > 100,000 hrs. LED Lumen Maintenance Estimates based on TM-21 projections for the light source at 25°C ambient. Power Factor > 0.90. Standard 120-277 Vac 0-10V dimmable (10%-100%) with optional 347 and 480 Vac step down transformer. Optional emergency battery backups available to meet critical life safety lighting requirements. Lumen Selectable 4ft fixtures allow for ease of adjustment with switches located on side of driver on backside of gear tray. Lumen Selectable fixtures ship at the highest lumen output.

INSTALLATION

Designed for a variety of mounting applications including surface, 1/2" pendant, suspended, and 45° wall mount. Surface and hooks mounting hardware kit included standard with each fixture. Aircraft cable and 45° wall mount bracket sold separately. Toolless hinged removable gear tray for quick and easy access to electrical.

WARRANTY

5 Year Warranty (Terms and Conditions apply)

OPTICS

Impact resistant polycarbonate frosted lens standard for durability and LED glare reduction. Field removeable lens for easy access to LED boards, drivers and maintenance.

THERMAL

Ambient temperature range -40°F up to 104°F ambient temperature options. Fixture to be mounted at a minimum plenum height of 18" for suspended mounting. Reduced maximum ambient for surface mounting.

CONTROLS

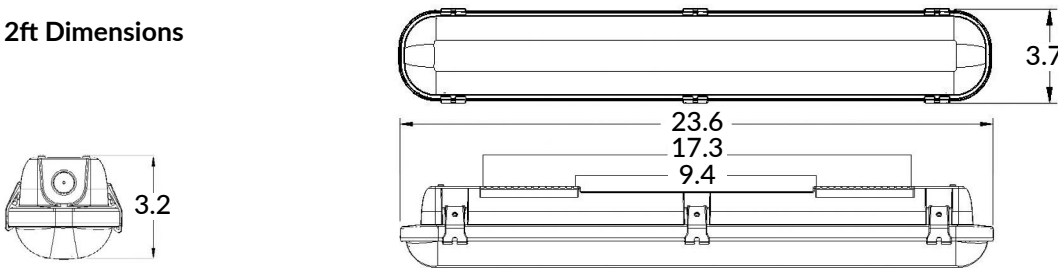
Factory installed integral occupancy sensor options available. Fully control light levels for both occupied and unoccupied areas with user selectable bi-level dimming options to meet critical life safety lighting requirements. Controls installed on gear tray behind lens and maintain IP rating.

CERTIFICATIONS

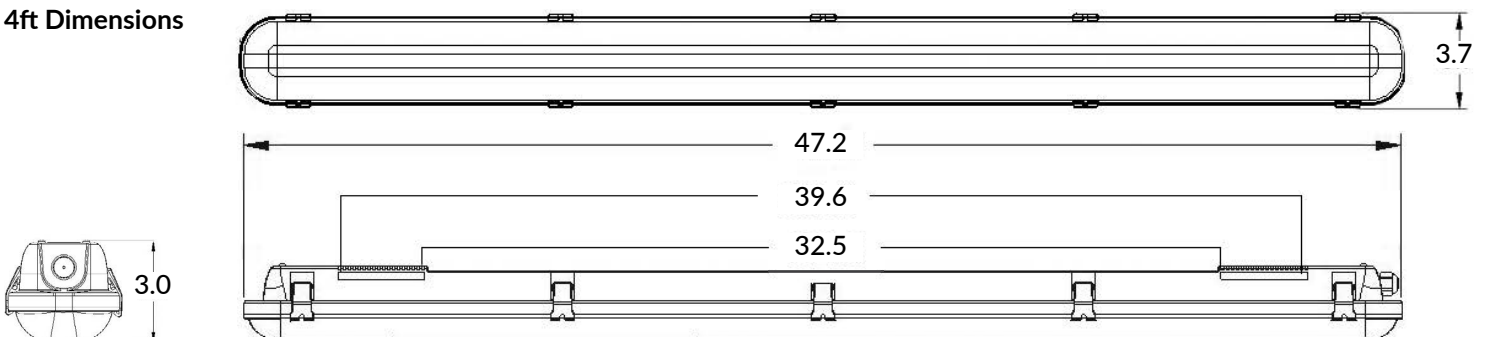
UL Listed to US and Canadian safety standards. Suitable for Wet Locations. IP65 Rated. NSF Listed. DLC (DesignLights Consortium) Standard Qualified. Please refer to the DLC Qualified Products List at www.Designlights.org/QPL to confirm specific product qualifications.

LINE DRAWINGS

2ft Dimensions



4ft Dimensions



VVT

Narrow Linear Vapor Tight

CONTROLS OPTIONS

MWS

Microwave Sensor for on/off control.

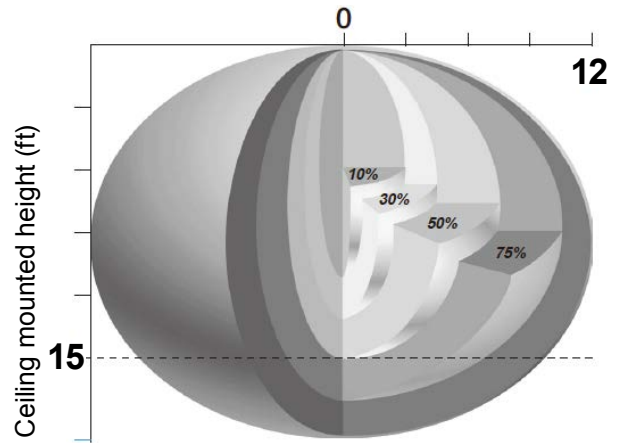
Occupancy detector with tri-level dimming control suitable for indoor use.

1-10V dimming control method

- Detection area: 100%
- Hold time: 8s
- Stand-by Period: 0s
- Stand-by dim level: 10%
- Daylight Sensor: Disable

COVERAGE PATTERN

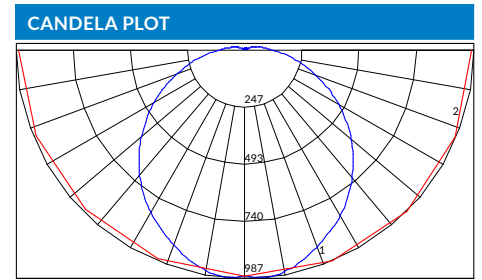
MWS



PHOTOMETRIC DATA

LUMINAIRE DATA	
Part Number	VVT2-3L-U-50-FRL
Description	2ft Value Vapor Tight 3,200 Lumens, 5000K
Fixture Lumens (lm)	3,205 lm
Wattage (W)	24 W
Efficacy (lm/W)	134 lm/W
Mounting	Recessed

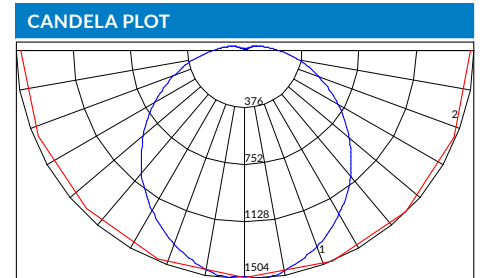
ZONAL LUMEN SUMMARY		
Zone	Lumens (lm)	% Fixture
0° - 40°	1,234	39%
0° - 60°	2,205	69%
0° - 90°	3,013	95%
90° - 180°	176	6%
0° - 180°	3,205	100%



Maximum Candela = 986.7 Located At Horizontal Angle = 315, Vertical Angle = 5
 # 1 - Vertical Plane Through Horizontal Angles (315 - 135) (Through Max. Cd.)
 # 2 - Horizontal Cone Through Vertical Angle (5) (Through Max. Cd.)

LUMINAIRE DATA	
Part Number	VVT4-4L-U-50-FRL
Description	4ft Value Vapor Tight 4,500 Lumens, 5000K
Fixture Lumens (lm)	4,589 lm
Wattage (W)	32 W
Efficacy (lm/W)	145 lm/W
Mounting	Recessed

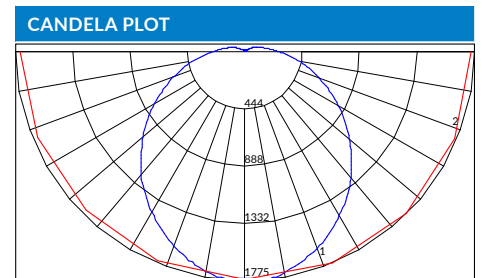
ZONAL LUMEN SUMMARY		
Zone	Lumens (lm)	% Fixture
0° - 40°	1,848	40%
0° - 60°	3,240	71%
0° - 90°	4,357	95%
90° - 180°	232	5%
0° - 180°	4,589	100%



Maximum Candela = 1503.8 Located At Horizontal Angle = 292.5, Vertical Angle = 4
 # 1 - Vertical Plane Through Horizontal Angles (292.5 - 112.5) (Through Max. Cd.)
 # 2 - Horizontal Cone Through Vertical Angle (4) (Through Max. Cd.)

LUMINAIRE DATA	
Part Number	VVT4-5L-U-50-FRL
Description	4ft Value Vapor Tight 5,400 Lumens, 5000K
Fixture Lumens (lm)	5,417 lm
Wattage (W)	38 W
Efficacy (lm/W)	141 lm/W
Mounting	Recessed

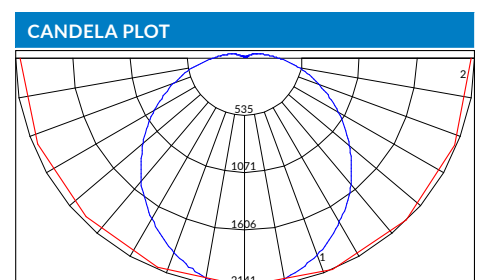
ZONAL LUMEN SUMMARY		
Zone	Lumens (lm)	% Fixture
0° - 40°	2,182	40%
0° - 60°	3,826	71%
0° - 90°	5,144	95%
90° - 180°	274	5%
0° - 180°	5,417	100%



Maximum Candela = 1775.4 Located At Horizontal Angle = 292.5, Vertical Angle = 4
 # 1 - Vertical Plane Through Horizontal Angles (292.5 - 112.5) (Through Max. Cd.)
 # 2 - Horizontal Cone Through Vertical Angle (4) (Through Max. Cd.)

LUMINAIRE DATA	
Part Number	VVT4-6L-U-50-FRL
Description	4ft Value Vapor Tight 6,500 Lumens, 5000K
Fixture Lumens (lm)	6,533 lm
Wattage (W)	49 W
Efficacy (lm/W)	132 lm/W
Mounting	Recessed

ZONAL LUMEN SUMMARY		
Zone	Lumens (lm)	% Fixture
0° - 40°	2,631	40%
0° - 60°	4,614	71%
0° - 90°	6,203	95%
90° - 180°	331	5%
0° - 180°	6,533	100%



Maximum Candela = 2141.1 Located At Horizontal Angle = 292.5, Vertical Angle = 4
 # 1 - Vertical Plane Through Horizontal Angles (292.5 - 112.5) (Through Max. Cd.)
 # 2 - Horizontal Cone Through Vertical Angle (4) (Through Max. Cd.)