



RTR LED TROFFER RETROFIT KIT

COMMERCIAL



407-478-3759
www.ilp-inc.com

FEATURES

- One-piece construction, 2 minute install
- Designed for Prismatic & Parabolic Troffers
- Fits between existing socket bars
- 2' x 2' & 2' x 4' Available
- 2,000 - 4,800 Lumen Packages
- High Efficacy - Up to 167 lm/W
- 3500K - 5000K CCT Available
- 0-10V 120-277V Dimmable Driver
- Frosted lens option to remove shadowing and pixilation
- 5 Year Warranty
- ETL Listed for Damp Location



SUITABLE APPLICATIONS

- | | |
|-------------|------------------|
| • Offices | • Healthcare |
| • Education | • Fitness Center |

LED INFO WITHOUT LENS		20	25	40		30	40	45
Calculated L ₇₀ (TM-21)	2X2	>100K	>100K	>100K	2X4	>100K	>100K	>100K
Delivered Lumens		2,428 lm	2,739 lm	4,392 lm		3,420 lm	4,066 lm	4,844 lm
Total Input Watts		16 W	19 W	32 W		20 W	26 W	32 W
Luminaire Efficacy Rating (LER)		150 lm/W	148 lm/W	136 lm/W		167 lm/W	160 lm/W	151 lm/W
Correlated Color Temperature (CCT)		4000K	4000K	4000K		4000K	4000K	4000K
Color Rendering Index (CRI)		>80	>80	>80		>80	>80	>80
Ambient Temperature Range		-4°F - 122°F	-4°F - 122°F	-4°F - 122°F		-4°F - 122°F	-4°F - 122°F	-4°F - 122°F
Universal Driver		120-277 V	120-277 V	120-277 V		120-277 V	120-277 V	120-277 V
Replaces Existing		2T8	2T8	3T8		2T8	2T8	3T8

LED System data above based on RTR22040-03, RTR22540-03, RTR24040-03, RTR43040-03, RTR44040-03, & RTR44540-03
LED Lumen maintenance estimates on TM-21 projections for the light source at 25 °C ambient.

ORDERING GUIDE:

Series	Lumens	Color	Options		Gen
RTR2 - 2x2	20 - 2000 Lumens	50	L	Frosted Acrylic Lens	<input checked="" type="checkbox"/> 03
	25 - 2500 Lumens	40	BLD	Bi-Level Dimming Driver (2 hot leads)	
	40 - 4000 Lumens	35	SR	Sensor Ready Driver	
RTR4 - 2x4	30 - 3000 Lumens		VRF*	Lutron Vive DFCSJ-OEM-RF (RF only)	
	40 - 4000 Lumens		MWS	Bi-Level Dimming Microwave Sensor	
	45 - 4500 Lumens		E	7W LED Battery Backup	
			SD347	347V Step Down Transformer	

* Must be used with SR Sensor Ready Driver

RTR LED TROFFER RETROFIT KIT

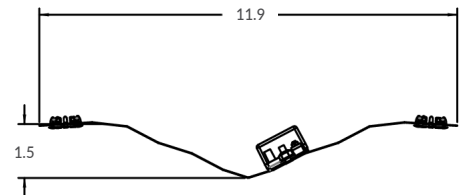
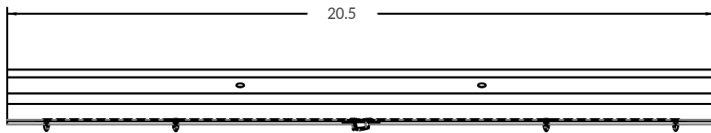
COMMERCIAL

LED INFO WITH LENS	20	25	40	30	40	45
Calculated L ₇₀ (TM-21)	>100K	>100K	>100K	>100K	>100K	>100K
Delivered Lumens	2,045 lm	2,307 lm	3,761 lm	2,881 lm	3,426 lm	4,206 lm
Total Input Watts	16 W	19 W	32 W	20 W	26 W	32 W
Luminaire Efficacy Rating (LER)	126 lm/W	124 lm/W	116 lm/W	140 lm/W	134 lm/W	131 lm/W
Correlated Color Temperature (CCT)	4000K	4000K	4000K	4000K	4000K	4000K
Color Rendering Index (CRI)	>80	>80	>80	>80	>80	>80
Ambient Temperature Range	-4°F - 122°F	-4°F - 122°F	-4°F - 122°F	-4°F - 122°F	-4°F - 122°F	-4°F - 122°F
Universal Driver	120-277 V	120-277 V	120-277 V	120-277 V	120-277 V	120-277 V
Replaces Existing	2T8	2T8	3T8	2T8	2T8	3T8

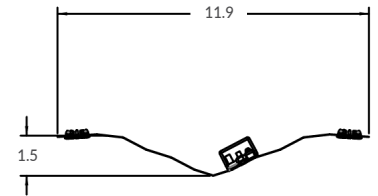
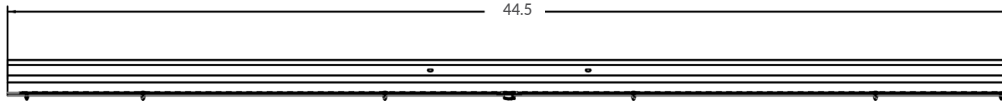
LED System data above based on RTR22040-L-03, RTR22540-L-03, RTR24040-L-03, RTR43040-L-03, RTR44040-L-03, & RTR44540-L-03
LED Lumen maintenance estimates on TM-21 projections for the light source at 25°C ambient.

LINE DRAWINGS

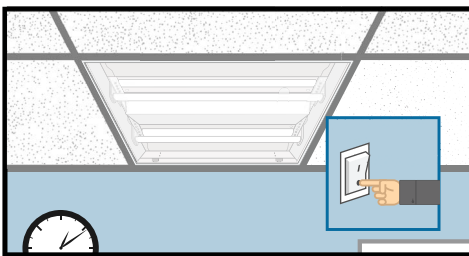
Dimensions for 2x2 fixture



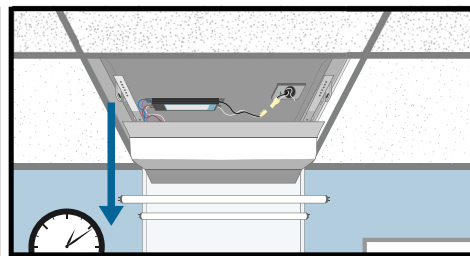
Dimensions for 2x4 fixture



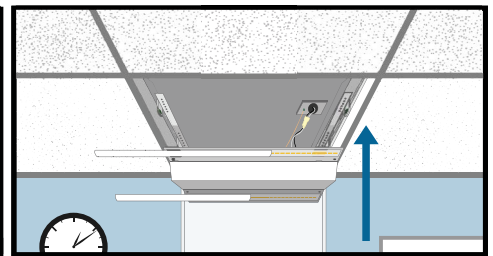
INSTALLATION INSTRUCTIONS



Step 1:
Shut off or disconnect power to the fixture.

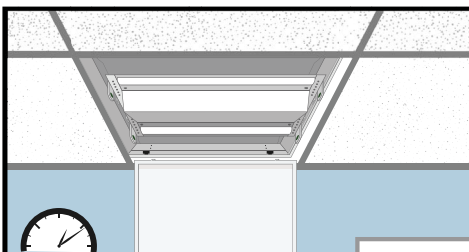


Step 2:
Open existing fixture doorframe and remove existing fluorescent lamps & reflector, then disconnect existing connections to the fluorescent ballast. Existing socket bars do not need to be removed.

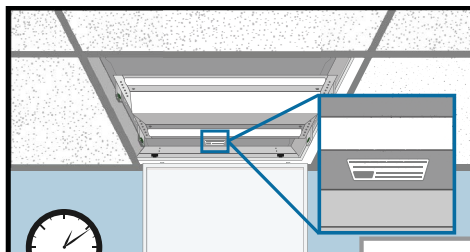


Step 3:
Connect the RTR Kit to AC Power and ground.

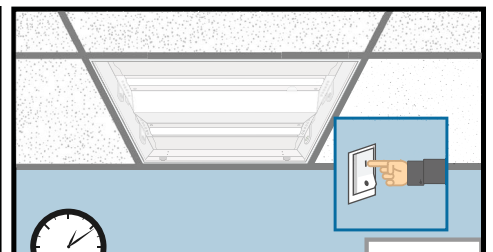
Optional toolless frosted lenses can be added to remove shadowing or pixilation.



Step 4:
Install the RTR to the back of the existing fixture housing with supplied screws. RTR will fit in between existing socket bars.



Step 5:
Adhere the Fixture ID Label to the original fixture housing in a clear and visible location.



Step 6:
Close existing fixture doorframe and turn on or reconnect power to the fixture to complete the installation.

RTR LED TROFFER RETROFIT KIT

COMMERCIAL

PHOTOMETRIC REPORTS

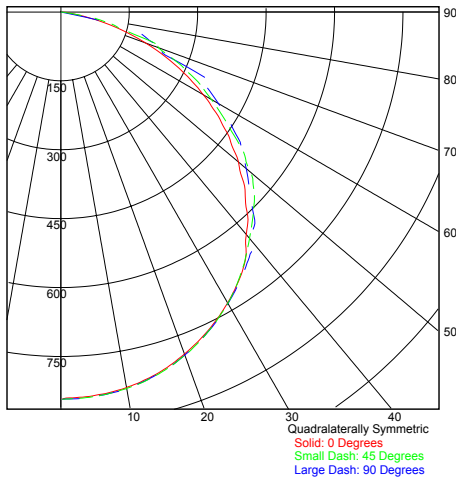
Photometric values based upon tests performed in compliance with LM-79. IES files can be downloaded at www.ilp-inc.com

RTR22040-03

SUMMARY DATA

HEMISPHERES TESTED:	BOTH
EFFICIENCY (Total):	100.0 %
EFFICIENCY (Downlight):	100.0 %
EFFICIENCY (Uplight):	0.0 %
CIE CLASSIFICATION:	DIRECT
LUMENS/LAMP:	2429.3
INPUT WATTS:	16.24

PLANE AND CONE DIAGRAM

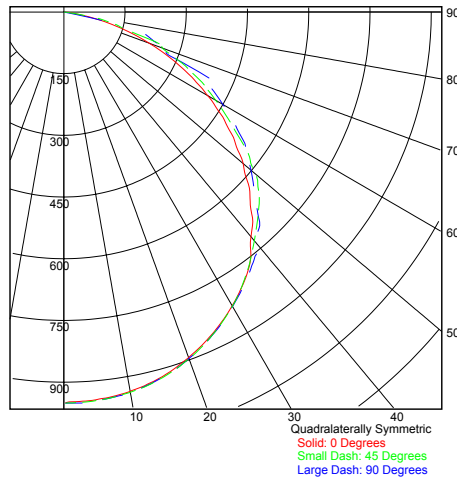


RTR22540-03

SUMMARY DATA

HEMISPHERES TESTED:	BOTH
EFFICIENCY (Total):	100.0 %
EFFICIENCY (Downlight):	100.0 %
EFFICIENCY (Uplight):	0.0 %
CIE CLASSIFICATION:	DIRECT
LUMENS/LAMP:	3942.153
INPUT WATTS:	34.84

PLANE AND CONE DIAGRAM

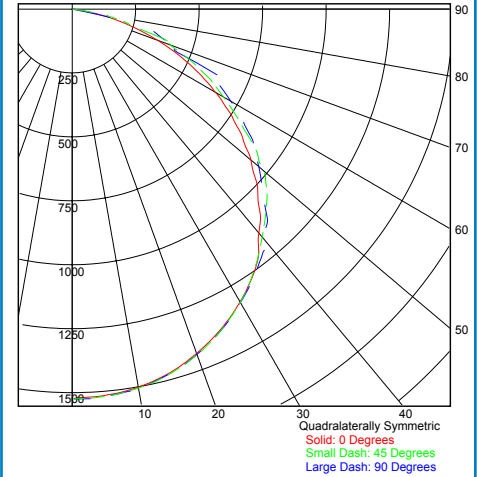


RTR24040-03

SUMMARY DATA

HEMISPHERES TESTED:	BOTH
EFFICIENCY (Total):	100.0 %
EFFICIENCY (Downlight):	100.0 %
EFFICIENCY (Uplight):	0.0 %
CIE CLASSIFICATION:	DIRECT
LUMENS/LAMP:	4393.3
INPUT WATTS:	32.33

PLANE AND CONE DIAGRAM

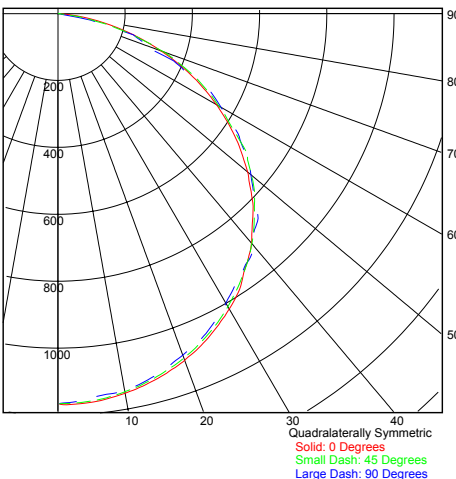


RTR43040-03

SUMMARY DATA

HEMISPHERES TESTED:	BOTH
EFFICIENCY (Total):	100.0 %
EFFICIENCY (Downlight):	100.0 %
EFFICIENCY (Uplight):	0.0 %
CIE CLASSIFICATION:	DIRECT
LUMENS/LAMP:	3420.6
INPUT WATTS:	20.49

PLANE AND CONE DIAGRAM

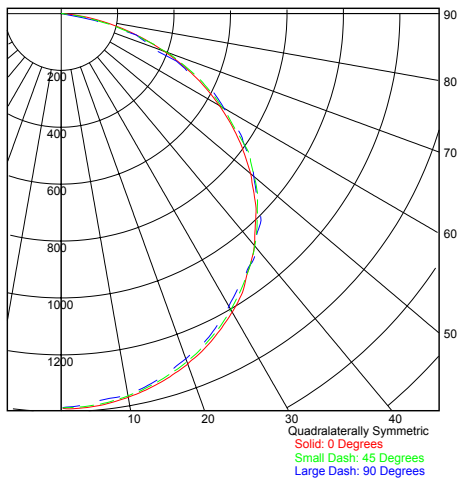


RTR44040-03

SUMMARY DATA

HEMISPHERES TESTED:	BOTH
EFFICIENCY (Total):	100.0 %
EFFICIENCY (Downlight):	100.0 %
EFFICIENCY (Uplight):	0.0 %
CIE CLASSIFICATION:	DIRECT
LUMENS/LAMP:	4066.7
INPUT WATTS:	25.5

PLANE AND CONE DIAGRAM

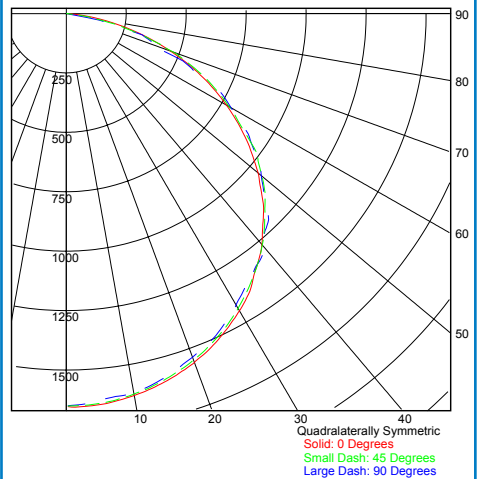


RTR44540-03

SUMMARY DATA

HEMISPHERES TESTED:	BOTH
EFFICIENCY (Total):	100.0 %
EFFICIENCY (Downlight):	100.0 %
EFFICIENCY (Uplight):	0.0 %
CIE CLASSIFICATION:	DIRECT
LUMENS/LAMP:	4844.84
INPUT WATTS:	32.09

PLANE AND CONE DIAGRAM



RTR LED TROFFER RETROFIT KIT

COMMERCIAL

PHOTOMETRIC REPORTS

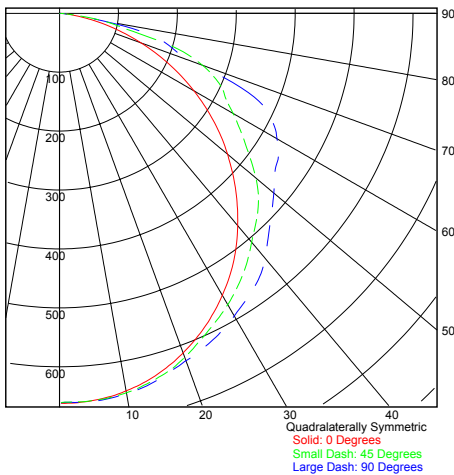
Photometric values based upon tests performed in compliance with LM-79. IES files can be downloaded at www.ilp-inc.com

RTR22040-L-03

SUMMARY DATA

HEMISPHERES TESTED:	BOTH
EFFICIENCY (Total):	100.0 %
EFFICIENCY (Downlight):	100.0 %
EFFICIENCY (Uplight):	0.0 %
CIE CLASSIFICATION:	DIRECT
LUMENS/LAMP:	2046.8
INPUT WATTS:	16.24

PLANE AND CONE DIAGRAM

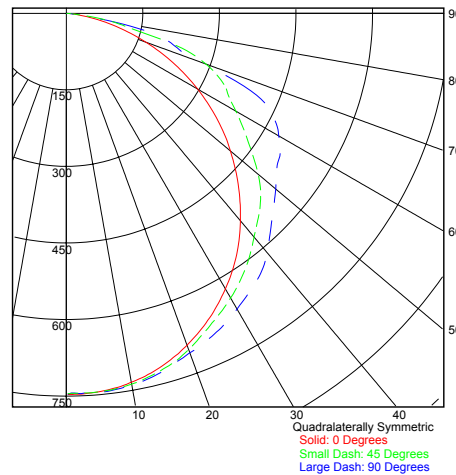


RTR22540-L-03

SUMMARY DATA

HEMISPHERES TESTED:	BOTH
EFFICIENCY (Total):	100.0 %
EFFICIENCY (Downlight):	100.0 %
EFFICIENCY (Uplight):	0.0 %
CIE CLASSIFICATION:	DIRECT
LUMENS/LAMP:	2309.02
INPUT WATTS:	18.55

PLANE AND CONE DIAGRAM

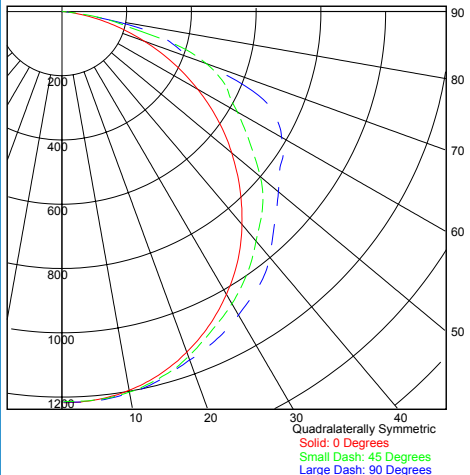


RTR24040-L-03

SUMMARY DATA

HEMISPHERES TESTED:	BOTH
EFFICIENCY (Total):	100.0 %
EFFICIENCY (Downlight):	100.0 %
EFFICIENCY (Uplight):	0.0 %
CIE CLASSIFICATION:	DIRECT
LUMENS/LAMP:	3764.3
INPUT WATTS:	32.3

PLANE AND CONE DIAGRAM

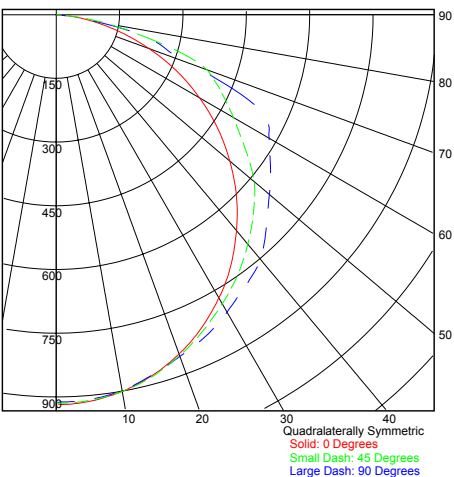


RTR43040-L-03

SUMMARY DATA

HEMISPHERES TESTED:	BOTH
EFFICIENCY (Total):	100.0 %
EFFICIENCY (Downlight):	100.0 %
EFFICIENCY (Uplight):	0.0 %
CIE CLASSIFICATION:	DIRECT
LUMENS/LAMP:	2883.6
INPUT WATTS:	20.49

PLANE AND CONE DIAGRAM

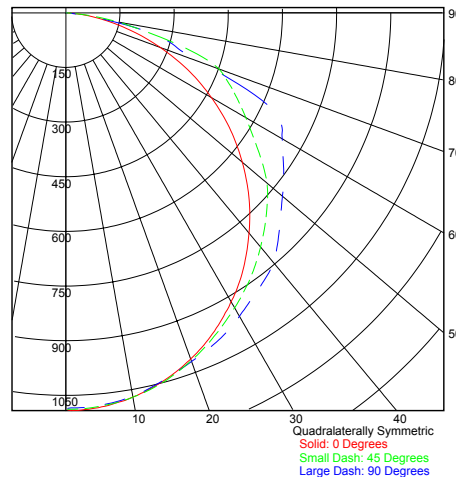


RTR44040-L-03

SUMMARY DATA

HEMISPHERES TESTED:	BOTH
EFFICIENCY (Total):	100.0 %
EFFICIENCY (Downlight):	100.0 %
EFFICIENCY (Uplight):	0.0 %
CIE CLASSIFICATION:	DIRECT
LUMENS/LAMP:	3429.1
INPUT WATTS:	25.5

PLANE AND CONE DIAGRAM



RTR44540-L-03

SUMMARY DATA

HEMISPHERES TESTED:	BOTH
EFFICIENCY (Total):	100.0 %
EFFICIENCY (Downlight):	100.0 %
EFFICIENCY (Uplight):	0.0 %
CIE CLASSIFICATION:	DIRECT
LUMENS/LAMP:	4210.8
INPUT WATTS:	32.07

PLANE AND CONE DIAGRAM

