



FX LOW PROFILE STRIP

INDUSTRIAL



FEATURES

- Available in 4ft & 8ft Lengths:
 - Slim Version - 2.9" Wide (FXS)
 - Wide Version - 4.4" Wide (FX)
- Durable Steel Construction
- Patent Pending Integrated Light Engine Design
- 120-277V Universal Voltage (Non-Dimmable)
- High Efficacy - Up to 152 lm/W
- 4000K & 5000K CCT
- 5 Year Warranty
- ETL Damp & Dry Location Listed
- DesignLights Consortium® Qualified Luminaire



SUITABLE APPLICATIONS

- Schools • Manufacturing Plants • Warehouses • Distribution Centers • Retail Applications • Grocery Stores

ORDERING GUIDE:

SERIES	WATTS	DRIVER	CCT
FXS4 Low Profile Slim Strip 4ft	12W	U 120-277V	50 40
FX4 Low Profile Strip 4ft	12W 24W 36W		
FXS8 Low Profile Slim Strip 8ft	24W		
FX8 Low Profile Strip 8ft	24W 48W 72W		

OPTIONS	CONTROLS OPTIONS
Factory Installed	Basic
EM5 Factory Installed 5W Battery Backup	FIOS ² On/Off Occupancy Sensor
EM10 Factory Installed 10W Battery Backup	FIOSPC ² On/Off Occupancy Sensor with Photocell
CORDx Cord (x = ft)	BD50 ^{2,3} Preset Bi-Level Dim Sensor (xx=% eg. 20,30)
CORD/6FT/L7-15P Cord 6ft with 277V Twist Lock Plug	BD30 ^{2,4} Preset Bi-Level Dim Sensor w/ Photocell (xx=% eg. 20,30)
RACEWAY/3WIRE 3 Wire Raceway Wiring Harness for Continuous Wiring Through Fixture	
SD347 ¹ 347V Step Down Transformer	
SD480 ¹ 480V Step Down Transformer	
SP Surge Protector - 10KVA 120 - 277VAC	
Ship With Accessories	
ALBR Alignment Bracket (Used to align fixtures mounted in continuous rows)	
QMBR Quick Mount Bracket for Surface Mounting (Set of 2)	
HB-XX-18Y-PAD Y-Toggle Hanging Cable System (xx = in)	
FMB Fixture Mounting Box (1 per 4ft Section)	
HUB 3/4 Conduit Hub 3/4" (1 per 4ft Section) Use with FMB	
WC 11ga. Wire Cage	
VC V-Clips for Chain Hanging	

¹ Does not qualify for DLC
² End Fixture Mounted

³ Available with FX4-24W, FXS8-48W, FX8-24W & FX8-48W only
⁴ Available with FX4-36W & FX8-72W only



QUICK SHIP ITEMS:

SERIES	WATTS	DRIVER	CCT
FX4 Low Profile Strip 4ft	24W	U 120-277V	50 40

FX LOW PROFILE STRIP

INDUSTRIAL

LED SYSTEMS INFO

LED SYSTEMS INFO ¹	4000K			5000K			Ambient Temp Range	Watts ²	Replaces
	Part Numbers	Lumens	Efficacy	DLC	Lumens	Efficacy			
FXS4-12W-U-XX	1,809 lm	146 lm/W	STD	1,837 lm	150 lm/W	STD	-4°F - 118°F	12 W	1T8
FX4-12W-U-XX	1,821 lm	147 lm/W	STD	1,836 lm	148 lm/W	STD	-4°F - 117°F	12 W	1T8
FX4-24W-U-XX	3,508 lm	142 lm/W	STD	3,746 lm	152 lm/W	STD	-4°F - 117°F	25 W	2T8
FX4-36W-U-XX	5,121 lm	136 lm/W	STD	5,163 lm	137 lm/W	STD	-4°F - 112°F	37 W	3T8
FXS8-24W-U-XX	3,634 lm	148 lm/W	STD	3,723 lm	151 lm/W	STD	-4°F - 118°F	25 W	1T5HO
FX8-24W-U-XX	3,657 lm	149 lm/W	STD	3,687 lm	150 lm/W	STD	-4°F - 115°F	25 W	2T8
FX8-48W-U-XX	7,110 lm	144 lm/W	STD	7,168 lm	145 lm/W	STD	-4°F - 113°F	49 W	2T5HO
FX8-72W-U-XX	10,290 lm	139 lm/W	STD	10,375 lm	140 lm/W	STD	-4°F - 111°F	74 W	4T8

¹LED Chips are frequently updated therefore values are nominal
²Electrical data at 25C (77F). Actual wattage may differ by +/-10%.

SPECIFICATIONS

CONSTRUCTION

White steel body for maximum rigidity and durability. Knockouts positioned on top and side of housing for convenient wiring accessibility. 4ft & 8ft lengths are available with Slim (2.9") and Wide (4.4") widths.

ELECTRICAL

Patent Pending light engine module design encompasses integrated LED module and driver in one piece construction. Calculated L70 > 100,000hrs. Power Factor > 0.90. Standard 120-277 Vac non-dimmable modules. 10kVA surge protector option available.

MOUNTING

Surface, Suspended and Conduit mounting options.

WARRANTY

5 Year Warranty (Terms and Conditions apply)

OPTICS

Standard impact resistant frosted polycarbonate lens for durability and LED glare reduction.

CONTROLS

Factory installed on/off, photocell and bi-level dimming options. Sensor mounts on the end of the fixture body.

CERTIFICATIONS

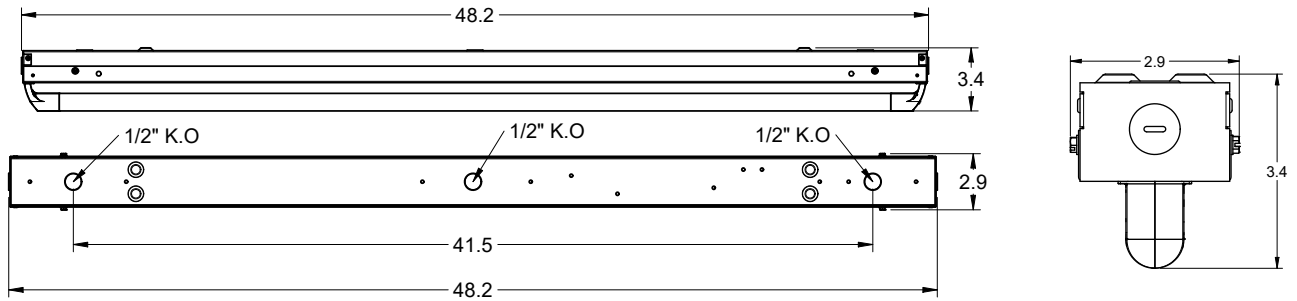
UL Listed to US and Canadian safety standards. Suitable for damp locations. DLC (DesignLights Consortium) Premium Qualified. Please refer to the DLC Qualified Products List at www.Designlights.org/QPL to confirm specific product qualifications.

FX LOW PROFILE STRIP

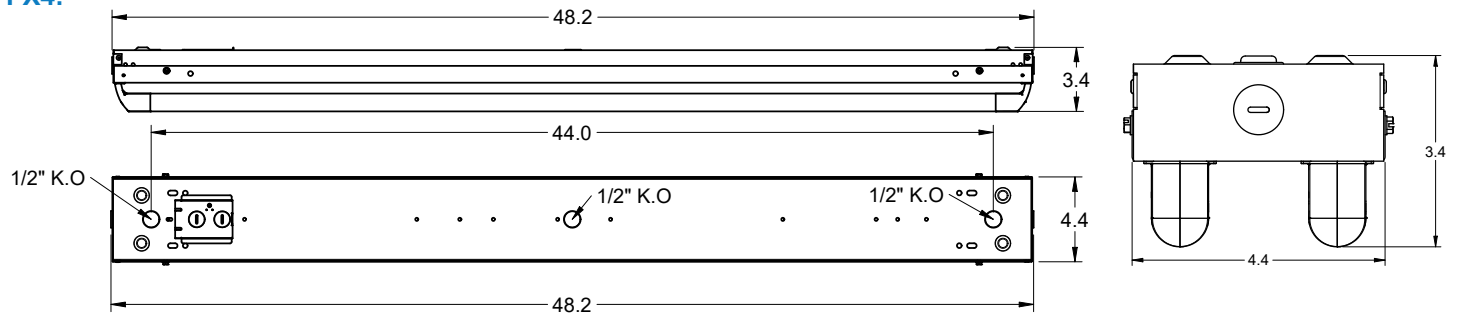
INDUSTRIAL

LINE DRAWING

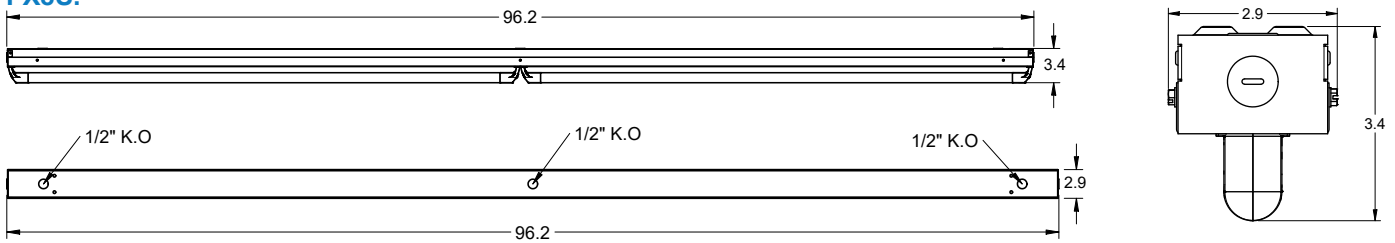
FX4S:



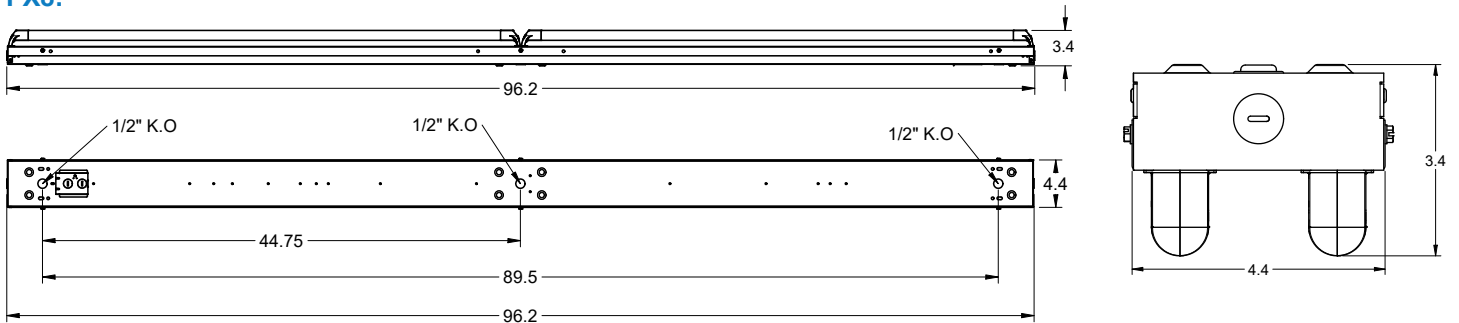
FX4:



FX8S:



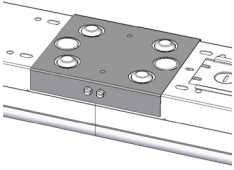
FX8:



FX LOW PROFILE STRIP


INDUSTRIAL

MOUNTING OPTIONS



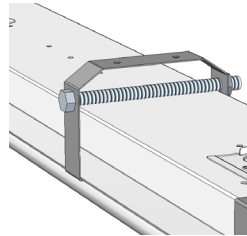
ALBR

Alignment Bracket
(Used to align fixtures mounted in continuous rows)



FMB

Fixture Mounting Box
(1 per 4ft Section)



QMBR

Quick Mount Bracket for Surface Mounting
(Set of 2)



HUB 3/4 CONDUIT

Conduit Hub 3/4"
(1 per 4ft Section)
Use with FMB



VC

V-Clips for Chain Hanging

PHOTOMETRIC REPORTS

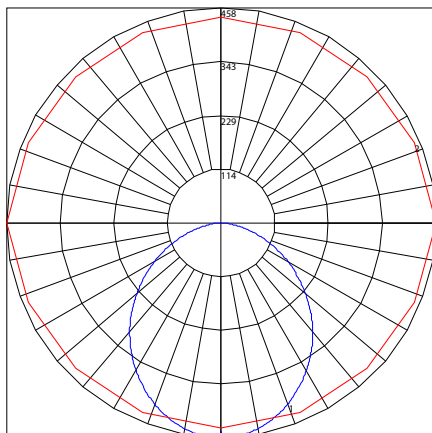
Photometric values based upon tests performed in compliance with LM-79. IES files can be downloaded at www.ilp-inc.com

FXS4-12W-U-40

SUMMARY DATA

HEMISPHERES TESTED:	BOTH
EFFICIENCY (Downlight):	95.4%
EFFICIENCY (Uplight):	4.6%
CIE CLASSIFICATION:	SEMI-DIRECT
LUMENS/LAMP:	1809
INPUT WATTS:	12.3575

PLANE AND CONE DIAGRAM



Maximum Candela = 457.9 Located At Horizontal Angle = 0, Vertical Angle = .5
1 - Vertical Plane Through Horizontal Angles (0 - 180) (Through Max. Cd.)
2 - Horizontal Cone Through Vertical Angle (.5) (Through Max. Cd.)

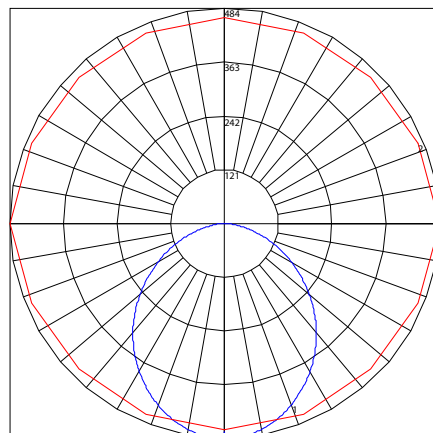
Photometric values based upon tests performed in compliance with LM-79. IES files can be downloaded at www.ilp-inc.com

FX4-12W-U-40

SUMMARY DATA

HEMISPHERES TESTED:	BOTH
EFFICIENCY (Downlight):	95.8%
EFFICIENCY (Uplight):	4.2%
CIE CLASSIFICATION:	SEMI-DIRECT
LUMENS/LAMP:	1821
INPUT WATTS:	12.4207

PLANE AND CONE DIAGRAM



Maximum Candela = 483.6 Located At Horizontal Angle = 0, Vertical Angle = 1
1 - Vertical Plane Through Horizontal Angles (0 - 180) (Through Max. Cd.)
2 - Horizontal Cone Through Vertical Angle (1) (Through Max. Cd.)

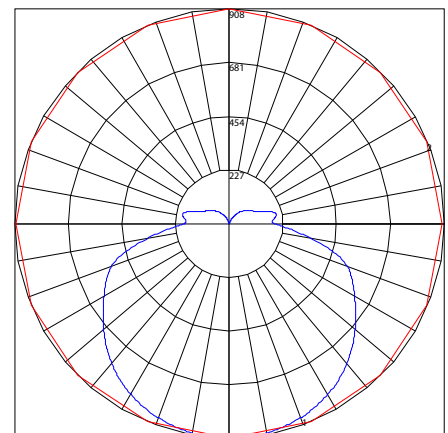
Photometric values based upon tests performed in compliance with LM-79. IES files can be downloaded at www.ilp-inc.com

FX4-24W-U-40

SUMMARY DATA

HEMISPHERES TESTED:	BOTH
EFFICIENCY (Downlight):	95.9 %
EFFICIENCY (Uplight):	4.1 %
CIE CLASSIFICATION:	SEMI-DIRECT
LUMENS/LAMP:	3508
INPUT WATTS:	24.63

PLANE AND CONE DIAGRAM



Maximum Candela = 907.5 Located At Horizontal Angle = 90, Vertical Angle = .5
1 - Vertical Plane Through Horizontal Angles (90 - 270) (Through Max. Cd.)
2 - Horizontal Cone Through Vertical Angle (.5) (Through Max. Cd.)

Photometric values based upon tests performed in compliance with LM-79. IES files can be downloaded at www.ilp-inc.com

FX LOW PROFILE STRIP

INDUSTRIAL

PHOTOMETRIC REPORTS

Photometric values based upon tests performed in compliance with LM-79. IES files can be downloaded at www.ilp-inc.com

