

LED Luminaires

ProLED Select Linear Vaportight Series - Gen 2

- 2', 4', and 8' fixture sizes
- Field Selectable CCT from 3500K, 4000K, or 5000K
- Field Selectable from three lumen output level
- All fixtures come with a 3.5 mm receptacle for plug and play sensors
- DLC 6.0 Premium, IP66, NSF2, NEMA4X rated



Specifications

Description

The ProLED Select Linear Vaportight delivers reliable, high-performance illumination for demanding environments. Engineered for versatility, it offers both Wattage and CCT Selectability and is available in 2, 4, and 8-foot lengths. The enhanced design now includes a 3.5 mm pin plug-and-play receptacle, supporting both standalone and control-ready sensors for easy adaptability. Built for durability and consistent performance from -40 °C to 45 °C, the ProLED Select LVPT remains one of the most dependable and flexible Linear Vaportight fixtures on the market.

Performance

- Selectable Lumens: 2,780/3,425/4,083 LM, 5,600/6,900/8,172 LM, 8,340/10,275/12,195 LM
- Selectable Color Temperatures 3500K, 4000K, 5000K
- Efficacy up to 144 lm/W
- CRI >80
- 0-10V Dimming
- 120-277VAC Input
- L70 Lumen Maintenance > 100,000 Hours
- 5 Year Limited Warranty

Construction

- Polycarbonate Housing
- Impact resistant Frosted Polycarbonate Lens
- Stainless Steel Clips for toolless entry
- Tooled Gasketing
- Multiple conduit entry points
- Silicone gasketing

Applications


- Parking Garages and Ramps
- Industrial and Manufacturing Facilities
- Food Processing and Wash-Down Areas
- Cold Storage and Refrigerated Warehouses
- Self Storage Facilities
- Big Box Retail Back-of-House Areas
- Service Corridors and Utility Walkways
- Cargo Bays and Loading Docks

Certifications

- DLC 6.0 Premium
- cULus, Wet location
- IP66, NSF2, NEMA4X
- FCC
- RoHS compliant

Controls

- 0-10 VDC Dimming
- Controls-Ready 3.5 mm Receptacle



ProLED Select Linear Vaportight Series - Gen 2

Product Description

Ordering Logic

Series	Length	Wattage	CCT	Voltage	Options
LVPT = Linear VaporTight	2' 4' 8'	LS=Lumen Selectable	CS = Color Selectable 3500K/4000K/5000K	U = 120/277V	EM = Battery Backup CEM = Cold Weather Battery Backup MS = Bi-Level Microwave Sensor (sold as accessory)
		2' (2,780-3,425-4,083)			
		4' (5,600-6,900-8,172)			
		8' (8,340-10,275-12,195)			

Ordering Information

Product SKU	Product Code	Product Description
28110	LVPT-2-LS-CS-U	LED Select Linear Vaportight 2FT with Controls Ready 3.5mm Receptacle, Lumen Selectable 2,780-3,425-4,083LM (20W-25W-30W) & Color Selectable 3500K-4000K-5000K, Universal Voltage 120-277VAC with Suspended Chain Mount
28111	LVPT-4-LS-CS-U	LED Select Linear Vaportight 4FT with Controls Ready 3.5mm Receptacle, Lumen Selectable 5,600-6,900-8,172LM (40W-50W-60W) & Color Selectable 3500K-4000K-5000K, Universal Voltage 120-277VAC with Suspended Chain Mount
28112	LVPT-8-LS-CS-U	LED Select Linear Vaportight 8FT with Controls Ready 3.5mm Receptacle. Lumen Selectable 8,340-10,275-12,195LM (60W-75W-90W) & Color Selectable 3500K-4000K-5000K, Universal Voltage 120-277VAC with Suspended Chain Mount

Accessories

Product SKU	Product Code	Product Description
90552	HSN-SEN-MW-DAY-010-3.5MM	Haisen Microwave Sensor with Daylight Harvest 0-10V Dim 3.5mm Receptacle
90555	HSN-REMCON-HD06R	Remote Control for HD08VR Sensors
96107	BBU-I9-10W	Fulham Emergency LED Driver 100-347VAC input 12-55VDC output
96106	BBU-D7-7WCP-CW	Battery Backup 7W Constant Power 90 min Backup, Cold Weather
28095	LVPT-ACC	LVPT Suspended Aircraft Cable Mounting Accessory 9 foot Length
28099	LVPT-MTG-HDWR	LVPT Spare Mounting Hardware
28096	LVPT-RPL-LENS-2	LVPT Replacement Lens 2 Foot Length
28097	LVPT-RPL-LENS-4	LVPT Replacement Lens 4 Foot Length
28098	LVPT-RPL-LENS-8	LVPT Replacement Lens 8 Foot Length

ProLED Select Linear Vaportight Series - Gen 2

Non-Stocking SKUs (made to order)

Product SKU	Product Code	Product Description
28115	LVPT-2-LS-CS-U-EM	LED Select Linear Vaportight 2FT with Controls Ready 3.5mm Receptacle, Lumen Selectable 2780-3425-4083LM (20W-25W-30W) & Color Selectable 3500K-4000K-5000K, Universal Voltage 120-277VAC with Suspended Chain Mount and 90-min Emergency Battery Backup
28116	LVPT-4-LS-CS-U-EM	LED Select Linear Vaportight 4FT with Controls Ready 3.5mm Receptacle, Lumen Selectable 5600-6900-8172LM (40W-50W-60W) & Color Selectable 3500K-4000K-5000K, Universal Voltage 120-277VAC with Suspended Chain Mount and 90-min Emergency Battery Backup
28117	LVPT-8-LS-CS-U-EM	LED Select Linear Vaportight 8FT with Controls Ready 3.5mm Receptacle. Lumen Selectable 8340-10275-12195LM (60W-75W-90W) & Color Selectable 3500K-4000K-5000K, Universal Voltage 120-277VAC with Suspended Chain Mount and 90-min Emergency Battery Backup
28118	LVPT-2-LS-CS-U-CEM	LED Select Linear Vaportight 2FT with Controls Ready 3.5mm Receptacle, Lumen Selectable 2780-3425-4083LM (20W-25W-30W) & Color Selectable 3500K-4000K-5000K, Universal Voltage 120-277VAC with Suspended Chain Mount and 90-min Emergency cold weather Battery Backup -20C
28119	LVPT-4-LS-CS-U-CEM	LED Select Linear Vaportight 4FT with Controls Ready 3.5mm Receptacle, Lumen Selectable 5600-6900-8172LM (40W-50W-60W) & Color Selectable 3500K-4000K-5000K, Universal Voltage 120-277VAC with Suspended Chain Mount and 90-min Emergency cold weather Battery Backup -20C
28120	LVPT-8-LS-CS-U-CEM	LED Select Linear Vaportight 8FT with Controls Ready 3.5mm Receptacle. Lumen Selectable 8340-10275-12195LM (60W-75W-90W) & Color Selectable 3500K-4000K-5000K, Universal Voltage 120-277VAC with Suspended Chain Mount and 90-min Emergency cold weather Battery Backup -20C

Performance Table

Product Code	Selectable Wattage	3500K		4000K		5000K	
		Lumen Output (lm)	Efficacy (lm/W)	Lumen Output (lm)	Efficacy (lm/W)	Lumen Output (lm)	Efficacy (lm/W)
LVPT-2-LS-CS-U	20	2780	139	2850	143	2750	138
	25	3425	137	3540	142	3400	136
	30	4083	136	4215	141	4080	136
LVPT-4-LS-CS-U	40	5600	140	5750	144	5710	143
	50	6900	138	7130	143	7040	141
	60	8170	136	8440	141	8340	139
LVPT-8-LS-CS-U	60	8340	139	8590	143	8250	138
	75	10275	137	10580	141	10220	136
	90	12195	136	12560	140	12195	136

ProLED Select Linear Vaportight Series - Gen 2

Specifications Table

	LVPT-2-LS-CS-U	LVPT-4-LS-CS-U	LVPT-8-LS-CS-U
Nominal Wattage	Selectable - 20W/25W/30W	Selectable - 40W/50W/60W	Selectable - 60W/75W/90W
Delivered Lumens	2780/3425/4080	5600/6900/8170	8340/10275/12195
Efficacy (lm/W)	136-144 LPW		
CCT	Selectable - 3500K, 4000K, 5000K		
CRI	>80		
L70 Lifetime (hrs)	100,000		
Voltage	120-277V		
Power Factor	>0.9		
Dimming	Yes (0-10V)		
Housing	Polycarbonate Housing		
Lens	Impact Resistant Polycarbonate Frosted Lens		
Operating Temperature	-40°C to 45°C (-40°F to 113°F) Emergency mode: (0°C to 40°C) Cold Weather (-20°C to 40°C)		
Listings	cULus, DLC 6.0 Premium, NSF2, NEMA4X		
Environment	IP 66, UL Wet Location rating		
Weight (lbs)	4.29	7.15	14.48
Warranty	5 years Standard		

Options & Accessories

Included In The Package

2FT & 4FT Included Accessories
Suspended Mounting Chains
and Brackets for Surface Mount



8FT Included Accessories
Suspended Mounting Chains
and Brackets for Surface Mount



Sold Separately

#28099 - LVPT Spare Mounting Hardware

- Need 1 set for 2ft or 4ft Linear Vaportights
- Need 2 sets for 8ft Linear Vaportights

Sold Separately

#96107 - 10W
Emergency Driver



#96106 - 7W Cold Weather
Battery Backup



#90555 - Haisen Remote
Control for Sensors

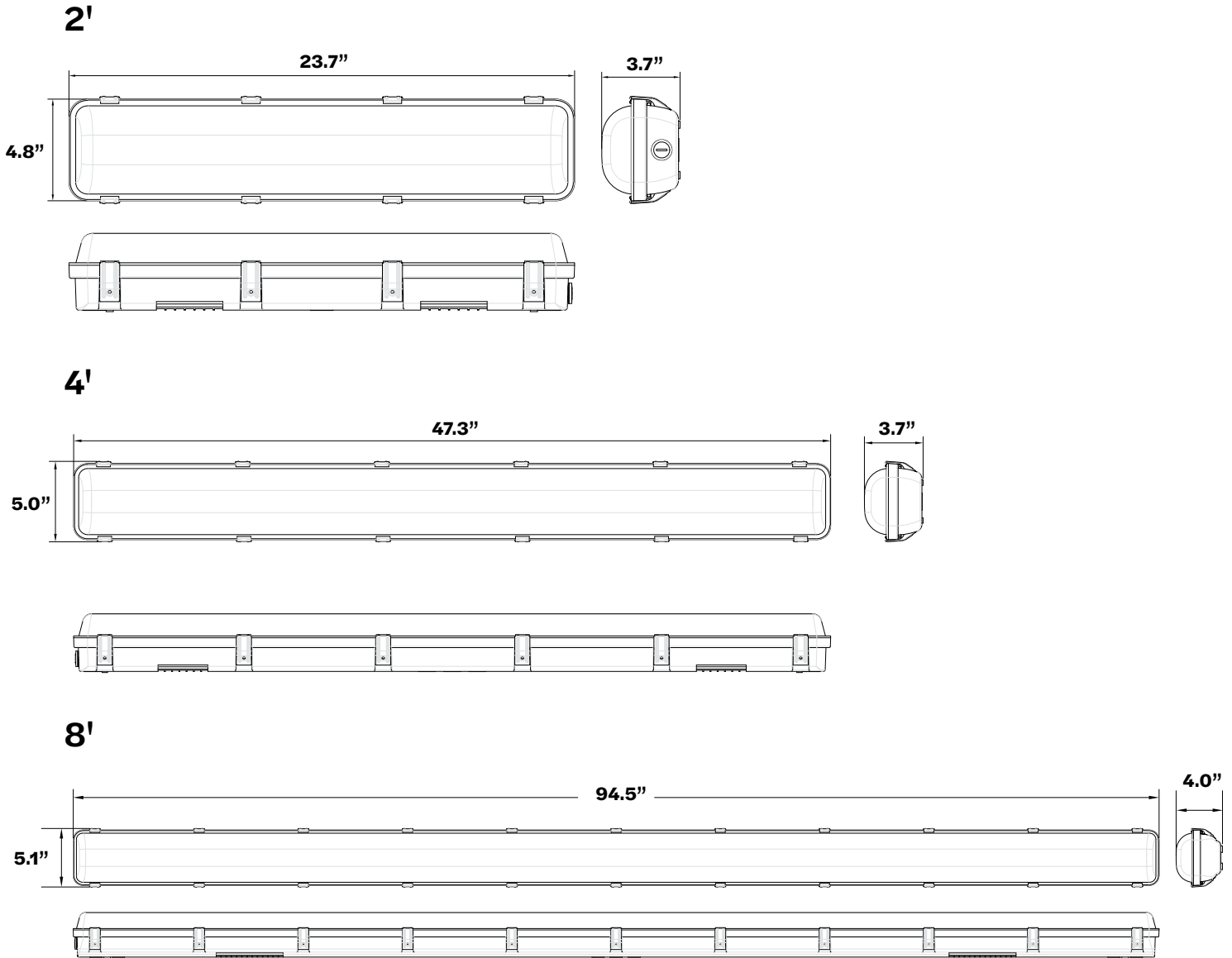


#90552 - Microwave Sensor
Control for Sensors



ProLED Select Linear Vaportight Series - Gen 2

Dimensions



LED Luminaires

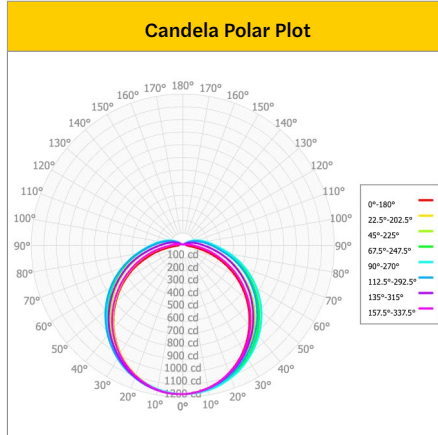
ProLED Select Linear Vaportight Series - Gen 2

Photometrics

*Photometrics based on each fixture at highest wattage selection and at 5000K. For complete photometry/IES files, please contact the factory.

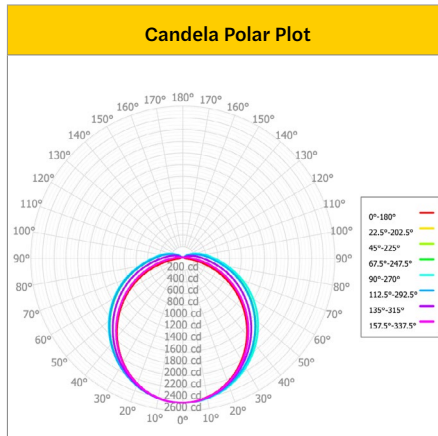
LVPT-2-LS-CS-U

Zonal Lumen Summary		
Zonal	Lumens	% Fixture
0° - 10°	117	3%
10° - 20°	318	8%
20° - 30°	483	12%
30° - 40°	587	14%
40° - 50°	623	15%
50° - 60°	591	14%
60° - 70°	500	12%
70° - 80°	368	9%
80° - 90°	234	6%
0° - 90°	3824	92%
0° - 180°	4174	100%



LVPT-4-LS-CS-U

Zonal Lumen Summary		
Zonal	Lumens	% Fixture
0° - 10°	247	3%
10° - 20°	664	8%
20° - 30°	1007	12%
30° - 40°	1221	14%
40° - 50°	1290	15%
50° - 60°	1217	14%
60° - 70°	1022	12%
70° - 80°	747	9%
80° - 90°	468	5%
0° - 90°	7884	92%
0° - 180°	8555	100%



LVPT-8-LS-CS-U

Zonal Lumen Summary		
Zonal	Lumens	% Fixture
0° - 10°	341	3%
10° - 20°	919	8%
20° - 30°	1396	11%
30° - 40°	1698	14%
40° - 50°	1800	15%
50° - 60°	1712	14%
60° - 70°	1456	12%
70° - 80°	1088	9%
80° - 90°	708	6%
0° - 90°	11120	91%
0° - 180°	12231	100%

