

PLS 5.5W HYB GX23 TITANIUM LED SERIES



PL:EDGE
SERIES

5.5W REPLACES



13W
CFL

60% Energy Savings

PRO



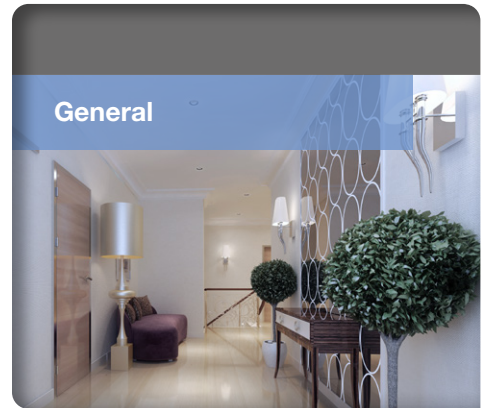

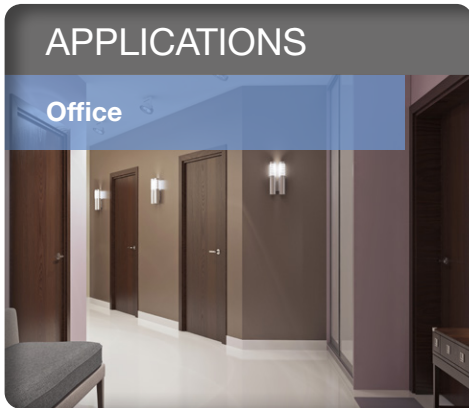
- Ⓞ **HYBrid installation - DIrect or BYPass**
- Ⓞ **Compatible with magnetic ballasts - DIrect installation**
- Ⓞ **Built-in universal voltage driver - BYPass installation**
- Ⓞ **Exceptional efficacy 102 LPW**
- Ⓞ **Lasts 5 times longer than CFL**
- Ⓞ **310° rotatable base**



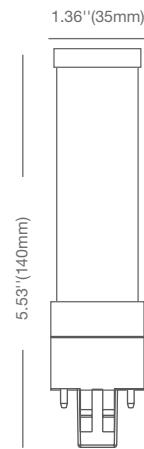
COMPACT FORM FACTOR AND ROTATABLE BASE SUITABLE FOR ALL APPLICATIONS



PLS 5.5W HYB GX23 TITANIUM LED SERIES



- Base:** GX23 (2-pin CFL)
- Voltage:** Magnetic ballast compatible
120-277V
- Dimmable:** No
- PF:** 0.9
- Lifetime (L70):** 50,000 hrs
- Weight:** 0.15lb / 68g



Note: Product designed to replace 13W Double Twin Tube CFL. For Single Twin Tube CFL replacement, please use PLS 5.5W HYB GX23.

SPECIFICATIONS

Model	Product	Power (W)	CCT	CRI (typ.)	Lumens	LPW	Beam Angle
5.5PLSH/827/HYB/GX23	98407	5.5	Soft White 2700K	82	520	95	110°
5.5PLSH/830/HYB/GX23	98408	5.5	Warm White 3000K	82	550	100	110°
5.5PLSH/835/HYB/GX23	98409	5.5	Neutral White 3500K	82	550	100	110°
5.5PLSH/840/HYB/GX23	98410	5.5	Cool White 4000K	82	560	102	110°

* Not intended for use in totally enclosed fixtures
 ** Suitable for damp locations. Not for use where directly exposed to weather or water
 *** Full installation guide and more details available on website