


Project Name:	Type:
Part Number:	Date:

SINGLE ENDED BYPASS T8

FEATURES

- T8 tube 2' / 4' / Ubent
- CCT: 3000K, 3500K, 4000K, 5000K
- Ultra high efficacy version up to 167lm/W available
- Built-in universal voltage driver, operates on 120-277V line input
- Opaque glass provides glare free, even lighting with a 310° light emitting area
- Suitable for damp locations and totally enclosed fixtures
- Meets NSF Requirements (use of a shatter guard required)
- Fixture operating temperature: -4°F to 95°F (-20°C to 35°C)
- Lamp ambient temperature: -4°F to 113°F (-20°C to 45°C)
- Rated lifetime (L70): 50,000hrs
- 5 year limited warranty
- DLC® Listed

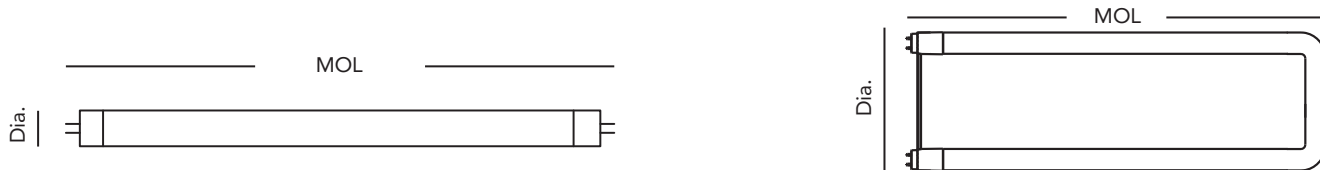


SPECIFICATIONS

Product	Model	Normal Length	Equiv.	Input Voltage	Wattage	Lumens	CCT	CRI	Efficacy (LPW)	Power Factor	THD	Beam Angle	Dim.	DLC
34956	20.5T8/4F/840/BYP	4'	40W*	120-277V	20.5	3,000	4000K	82	146	0.9	<20%	160°	No	✓
34957	20.5T8/4F/850/BYP	4'	40W*	120-277V	20.5	3,000	5000K	82	146	0.9	<20%	160°	No	✓
98473	14.5T8/4F/840/BYP	4'	32W	120-277V	14.5	2,200	4000K	82	152	0.9	<20%	160°	No	✓
98474	14.5T8/4F/850/BYP	4'	32W	120-277V	14.5	2,200	5000K	82	152	0.9	<20%	160°	No	✓
98379	10.5T8/4F/830/BYP	4'	32W	120-277V	10.5	1,650	3000K	82	157	0.9	<20%	160°	No	✓
98380	10.5T8/4F/835/BYP	4'	32W	120-277V	10.5	1,650	3500K	82	157	0.9	<20%	160°	No	✓
98381	10.5T8/4F/840/BYP	4'	32W	120-277V	10.5	1,750	4000K	82	167	0.9	<20%	160°	No	✓
98382	10.5T8/4F/850/BYP	4'	32W	120-277V	10.5	1,750	5000K	82	167	0.9	<20%	160°	No	✓
98162	17T8U6/830/BYP	2'	32W	120-277V	17	2,100	3000K	82	124	0.9	<20%	140°	No	✓
98163	17T8U6/840/BYP	2'	32W	120-277V	17	2,300	4000K	82	135	0.9	<20%	140°	No	✓
98164	17T8U6/850/BYP	2'	32W	120-277V	17	2,300	5000K	82	135	0.9	<20%	140°	No	✓

*Replace 40W T10/T12 lamps or 32W T8 lamps.

DIMENSION & WEIGHT



Model	10.5T8/4F/8xx/BYP	14.5T8/4F/8xx/BYP	20.5T8/4F/8xx/BYP	17T8U6/8xx/BYP
Base	G13	G13	G13	G13
MOL	47-13/16"	47-13/16"	47-13/16"	22-7/16"
Dia.	1-1/8"	1.0"	1-1/8"	7-1/16"
Weight	0.57lb	0.57lb	0.53lb	0.53lb

Where xxx means 824-965 which indicates CRI and color temperature



SINGLE ENDED BYPASS T8

INSTALLATION

Diagram A – Non-Shunted

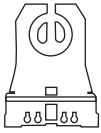
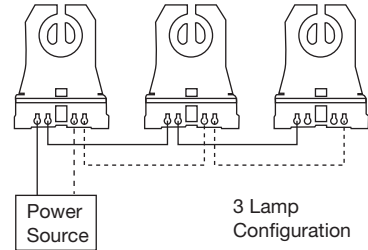
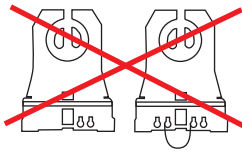
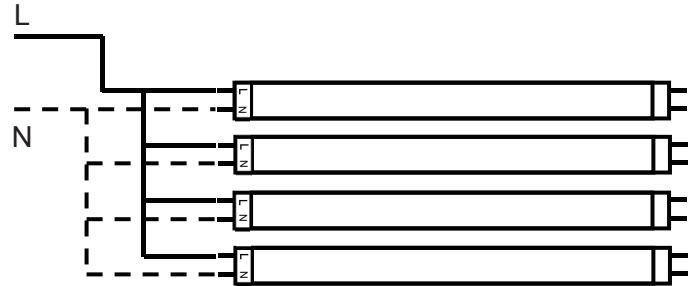
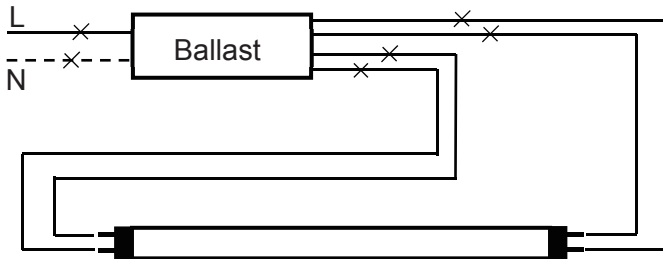


Diagram B – Shunted



This lamp is compatible with non-shunted lamp holder ONLY.

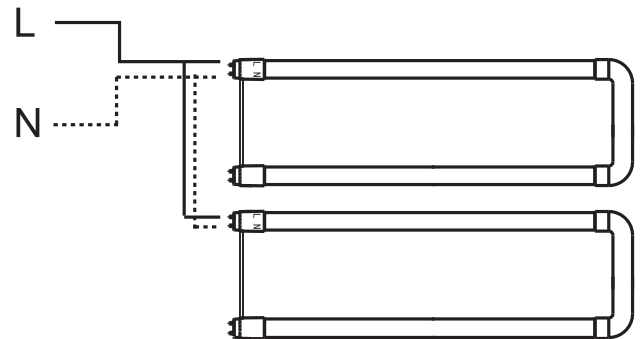
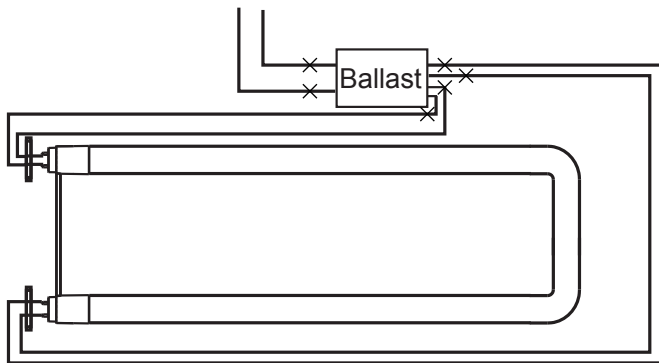
TUBE



Step 1. Cut all wires connected to the existing ballast, remove the ballast.

Step 2. If shunted lamp holders are used in the existing fixture, replace them with non-shunted holders first. Wire the holders and lamps according to the diagram.

U-BENT



ACCESSORY ORDERING INFORMATION

Product	Model	Description	Picture	Dimension	Weight
58012	35EMINVERTER	Emergency Inverter 35W			6.50lb



SINGLE ENDED BYPASS T8

MINIMUM COMPARTMENT DIMENSIONS			
Model	Length	Width	Height
20.5T8/4F/8xx/BYP	48-3/8"	20"	4-3/4"
10.5T8/4F/8xx/BYP	48-3/8"	13-3/8"	1-3/4"
14.5T8/4F/8xx/BYP	48-3/8"	13-3/8"	1-3/4"
17T8U6/8xx/BYP	23-13/16"	23-13/16"	3-1/8"

Where xxx means 824-965 which indicates CRI and color temperature.