

Project Name:	Type:
Part Number:	Date:

# VERSA FILAMENT SERIES

## FEATURES

- Suitable to replace 25W, 40W, 60W and 75W incandescent
- High CRI and R values (R9 50, R13 95) deliver richer reds and natural skin tones
- Full glass construction
- Provides an excellent option for energy savings in any fixtures
- Available in 2700K, 3000K, 4000K and 5000K color temperatures
- 320° omnidirectional beam angle
- Smooth dimming with most forward and reverse phase controls \*
- Suitable for use in totally enclosed fixtures
- Suitable for use in wet locations
- Wider fixture operating temperature: -13°F to 113°F (-25°C to 45°C) \*\*
- Rated Lifetime (L70): 25,000hrs for Candle series, 15,000hrs for A19 series
- 3 year limited warranty \*\*\*



030923



## SPECIFICATIONS

Product	Model	Equiv.	CCT	Finish	Wattage (W)	Lumens (LM)	Efficacy (LPW)	Power Factor	Input Voltage	CRI	Beam Angle	Dim.*	UL Location	Fixture Rating	ES / T20 / JA8
36747	9FA19DIM/927/RC	60W	2700K	Clear	9	820	91	≥0.7	120V	92	320°	YES	Wet	Enclosed	√ / √ / N.A.
36748	9FA19DIM/930	60W	3000K	Clear	9	820	91	≥0.7	120V	92	320°	YES	Wet	Enclosed	√ / √ / N.A.
36749	9FA19DIM/940	60W	4000K	Clear	9	850	94	≥0.7	120V	92	320°	YES	Wet	Enclosed	√ / √ / N.A.
36750	9FA19DIM/950	60W	5000K	Clear	9	850	94	≥0.7	120V	92	320°	YES	Wet	Enclosed	√ / √ / N.A.
36751****	10FA19DIM/927	75W	2700K	Clear	10	1,150	115	≥0.9	120V	92	320°	YES	Wet	Enclosed	√ / √ / √
36752	10FA19DIM/930	75W	3000K	Clear	10	1,150	115	≥0.9	120V	92	320°	YES	Wet	Enclosed	√ / √ / √
36753	10FA19DIM/940	75W	4000K	Clear	10	1,200	120	≥0.9	120V	92	320°	YES	Wet	Enclosed	√ / √ / √
36754****	10FA19DIM/950	75W	5000K	Clear	10	1,200	120	≥0.9	120V	92	320°	YES	Wet	Enclosed	√ / √ / √
37056	2FB11DIM/927	25W	2700K	Clear	2	200	100	≥0.7	120V	92	320°	YES	Wet	Enclosed	√ / √ / N.A.
37057	2FB11DIM/927/E26	25W	2700K	Clear	2	200	100	≥0.7	120V	92	320°	YES	Wet	Enclosed	√ / √ / N.A.
37058	3.3FB11DIM/927/RC	40W	2700K	Clear	3.3	300	91	≥0.7	120V	92	320°	YES	Wet	Enclosed	√ / √ / N.A.
37059	3.3FB11DIM/927/FR/RC	40W	2700K	Frosted	3.3	300	91	≥0.7	120V	92	320°	YES	Wet	Enclosed	√ / √ / N.A.
37061	3.3FB11DIM/820/A	40W	2000K	Amber	3.3	240	79	≥0.7	120V	82	320°	YES	Wet	Enclosed	N.A. / N.A. / N.A.
37064	5.5FB11DIM/927/FR	60W	2700K	Frosted	5.5	500	91	≥0.7	120V	92	320°	YES	Wet	Enclosed	√ / √ / N.A.
37065	5.5FB11DIM/927/E26/RC	60W	2700K	Clear	5.5	500	91	≥0.7	120V	92	320°	YES	Wet	Enclosed	√ / √ / N.A.

\*This lamp might not be compatible with all dimmers. Please visit [www.greencreative.com](http://www.greencreative.com) for compatibility information.

\*\* Fixture operating temperature for A19 series: -13°F to 113°F (-25°C to 45°C). For Candle series, fixture operating temperature -13°F to 95°F (-25°C to 35°C) and lamp ambient temperature: -13°F to 113°F (-25°C to 45°C).

\*\*\* Please visit [www.greencreative.com](http://www.greencreative.com) for Limited Warranty terms.

\*\*\*\*: MTO (Make To Order) codes

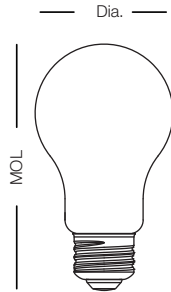
Project Name:	Type:
Part Number:	Date:



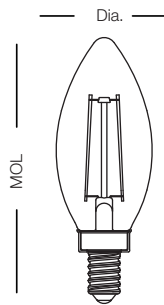
GREENCREATIVE

# VERSA FILAMENT SERIES

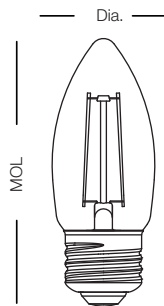
## DIMENSION & WEIGHT



Model	Base	MOL	Dia.	Weight
9FA19DIM/xxx/RC	E26	4-3/16"	2-3/8"	0.07 lb
9FA19DIM/xxx	E26	4-3/16"	2-3/8"	0.07 lb
10FA19DIM/xxx	E26	4-3/16"	2-3/8"	0.07 lb



Model	Base	MOL	Dia.	Weight
2FB11DIM/xxx	E12	3-13/16"	1-3/8"	0.03 lb
3.3FB11DIM/xxx/RC	E12	3-13/16"	1-3/8"	0.03 lb
3.3FB11DIM/xxx/FR/RC	E12	3-13/16"	1-3/8"	0.03 lb
3.3FB11DIM/xxx/A	E12	3-13/16"	1-3/8"	0.03 lb
5.5FB11DIM/xxx/FR	E12	3-13/16"	1-3/8"	0.03 lb



Model	Base	MOL	Dia.	Weight
2FB11DIM/9xx/E26	E26	3-9/16"	1-3/8"	0.04 lb
5.5FB11DIM/9xx/E26/RC	E26	3-9/16"	1-3/8"	0.04 lb

## ORDERING INFORMATION

Model	Master Carton			Shipping Carton		
	Case Qty	Case Dimensions (LxWxH)	Case Weight	Case Qty	Case Dimensions (LxWxH)	Case Weight
9FA19DIM/xxx/RC	6PCS	8-1/4" x 5-11/16" x 5-1/8"	0.93 lb	24PCS	17-1/8" x 12" x 6-5/16"	4.63 lb
9FA19DIM/xxx	6PCS	8-1/4" x 5-11/16" x 5-1/8"	0.93 lb	24PCS	17-1/8" x 12" x 6-5/16"	4.63 lb
10FA19DIM/xxx	6PCS	8-1/4" x 5-11/16" x 5-1/8"	0.93 lb	24PCS	17-1/8" x 12" x 6-5/16"	4.63 lb
2FB11DIM/xxx	6PCS	5-1/16" x 3-3/8" x 4-3/4"	0.39lb	24PCS	10-1/2" x 7-5/16" x 5-5/16"	1.94lb
2FB11DIM/xxx/E26	6PCS	5-1/16" x 3-3/8" x 4-3/4"	0.43lb	24PCS	10-1/2" x 7-5/16" x 5-5/16"	2.10lb
3.3FB11DIM/xxx/RC	6PCS	5-1/16" x 3-3/8" x 4-3/4"	0.39lb	24PCS	10-1/2" x 7-5/16" x 5-5/16"	1.94lb
3.3FB11DIM/xxx/FR/RC	6PCS	5-1/16" x 3-3/8" x 4-3/4"	0.39lb	24PCS	10-1/2" x 7-5/16" x 5-5/16"	1.94lb
3.3FB11DIM/xxx/A	6PCS	5-1/16" x 3-3/8" x 4-3/4"	0.39lb	24PCS	10-1/2" x 7-5/16" x 5-5/16"	1.94lb
5.5FB11DIM/xxx/FR	6PCS	5-1/16" x 3-3/8" x 4-3/4"	0.43lb	24PCS	10-1/2" x 7-5/16" x 5-5/16"	2.10lb
5.5FB11DIM/xxx/E26/RC	6PCS	5-1/16" x 3-3/8" x 4-3/4"	0.47lb	24PCS	10-1/2" x 7-5/16" x 5-5/16"	2.24lb

Where xxx means 824-965 which indicates CRI and color temperature

Project Name:	Type:
Part Number:	Date:



GREENCREATIVE

# VERSA FILAMENT SERIES

CERTIFICATION INFORMATION		
Product	Model	ES ID#
36747	9FA19DIM/927/RC	2395333
36748	9FA19DIM/930	2395366
36749	9FA19DIM/940	2395368
36750	9FA19DIM/950	2395367
36751	10FA19DIM/927	2394089
36752	10FA19DIM/930	2394090
36753	10FA19DIM/940	2394091
36754	10FA19DIM/950	2394092
37056	2FB11DIM/927	2401630
37057	2FB11DIM/927/E26	2401631
37058	3.3FB11DIM/927/RC	2401296
37059	3.3FB11DIM/927/FR/RC	2401295
37064	5.5FB11DIM/927/FR	2401298
37065	5.5FB11DIM/927/E26/RC	2401297

Note: All rights reserved. All sizes and specifications are subject to change at any time without notice.