

Project Name:	Type:
Part Number:	Date:

MULTIFIT GIMBAL

SPECIFICATION FEATURES

- Mechanical** - Compact fixture body made from die cast aluminum for maximizing passive cooling ensuring long life lasting LED, non yellowing frosted polycarbonate lens for optimal light diffusion. Proprietary IC-rated potted driver for optimal heat protection, with hot-dip galvanized steel box and easy tool-less opening attached clipping lid. Rugged spring clips allow for both easy direct installation from 3/8" to 1-1/2" ceiling thickness and field accessibility below the ceiling for service or replacement. Additional mounting plates also available if required. Plenum rated cable and connector to connect from downlight to remote driver box. Gimbal tilt to 30°.
- Electrical** -The driver features DualDim technology, for maximum adaptability in any spaces whether it's commercial, residential or mixed. Rated for 120V to 277V, 50/60 Hz the driver is both 0-10V dimmable to 5% with low-end cut off and Forward and Reverse phase dimmable at 120V down to 10%. Please consult dimmer compatibility for additional information. Drivers also feature easy accessible outside switch for selecting the right color temperature. Coming with four 7/8" knockout, and suitable for pulling wires to accommodate up to (6) 12 gauge 90°C insulated conductors, making the MULTIFIT downlights fast and easy to wire in daisy-chain applications and contractor friendly. Sound rating <22db.
- Optical** - Featuring SelectKelvin technology with field selectable CCTs 2700/3000/3500/4000/5000K. LED binning within 4 SDCM maximum. Offered in minimum 90 CRI. 110° optical beam angle. Edge-lite technology for minimizing glare.
- Thermal** - Die cast heat sink maximizes passive thermal management and achieves a L70 rated lifetime of 50,000+ hours. Ambient temperature rated from -5°F to 113°F (-15°C to 45°C).
- Compliance and Warranty** – ETL Listed for wet location. Certified air-tight per ASTM 283-04. Complies with FCC 47CFR Part 15B consumer limits for EMI/RFI emissions. Suitable for use in clothes closets when installed in accordance with the NEC 410.16 spacing requirements. Certified IC for direct contact with insulation. 5 Year Warranty for complete fixture. Optional 10 Year Extended Warranty available, subject to same terms, conditions and installation requirements as standard 5 Year Warranty



020623



BENEFITS

- MULTIFIT provides the easiest retrofitting or new installation dimming compatibility with DualDim technology
- SelectKelvin technology to choose from five color temperatures ranging from 2700K to 5000K
- Install virtually anywhere with Wet Location, IC and Air-tight ratings
- Quick and easy installation with spring action clip even in the shallower plenums
- External driver with quick connector for easy wiring and daisy chain application

APPLICATIONS

- Retail
- Hospitality
- Residential
- Education
- Healthcare

MULTIFIT GIMBAL

ORDERING INFORMATION

ORDERING EXAMPLE:

MGR6/9CCT5S/DUALDIM/EXT

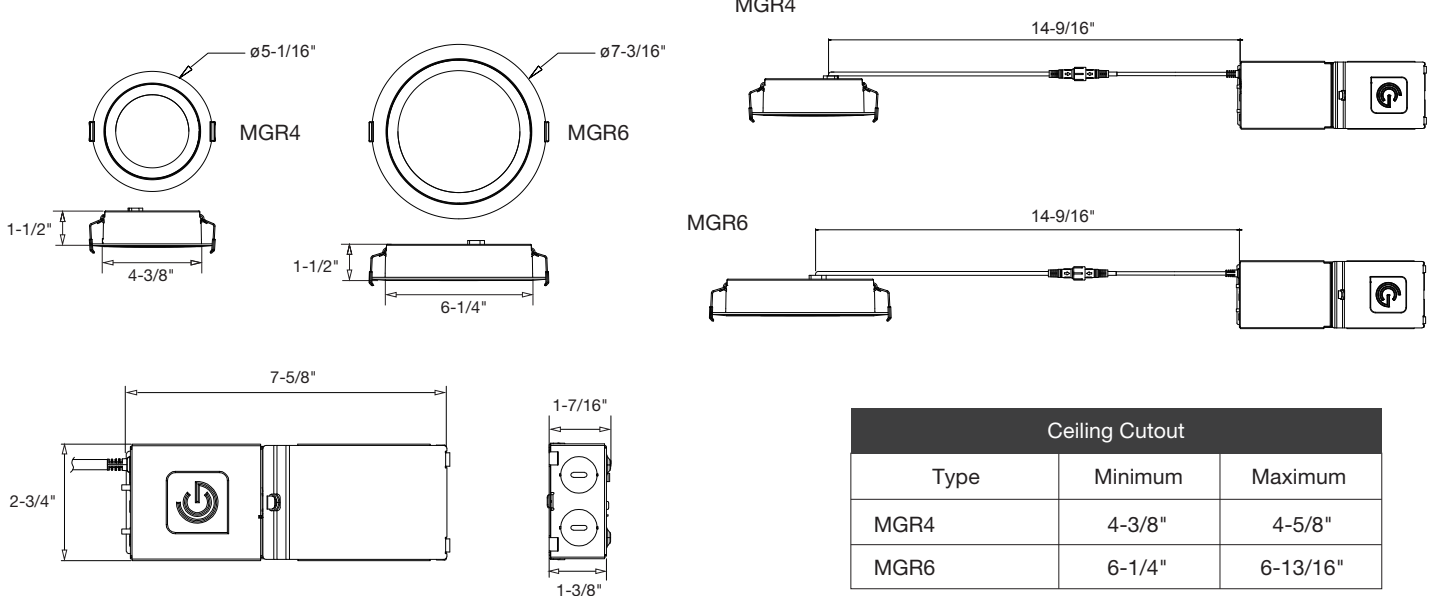
MGR(size) / **(CRI+CCT)** / **(Driver)** / **(Driver Style)**

MULTIFIT GIMBAL

Model Series	Size	CRI	CCT	Driver	Driver Style
MGR MULTIFIT Round Gimbal	4 4" 600lm	9 CRI 90+	CCT5S Selectable CCT 2700 / 3000 / 3500 / 4000 / 5000K	DUALDIM 120V-277V, 50/60Hz. 0-10V or Forward/Reverse phase dimming at 120V only.	EXT External Driver box with quick connector
	6 6" 800lm				

LINE DRAWINGS

MGR



TECHNICAL INFORMATION

Type	Dimming	Input Voltage	Input Frequency	Input Current	Max. Input Power	THD Power	Power Factor	Flicker Index	Sound Rating
MGR4	0-10V and ELV/TRIAC	120-277V	50-60Hz	0.06 / 0.04A	8W	<20%	>0.9	<30%	<22db
MGR6				0.08 / 0.04A	10W				

NOMINAL PERFORMANCE

CCT	2700K			3000K			3500K			4000K			5000K		
	Power	Lumens	Efficacy	Power	Lumens	Efficacy	Power	Lumens	Efficacy	Power	Lumens	Efficacy	Power	Lumens	Efficacy
MGR4	8.2W	596lm	73LPW	8.3W	620lm	74LPW	8.2W	640lm	78LPW	8.2W	646lm	78LPW	8.2W	634lm	78LPW
MGR6	10.0W	845lm	84LPW	10.1W	866lm	86LPW	10.0W	893lm	89LPW	10.0W	907lm	91LPW	9.9W	910lm	92LPW



MULTIFIT GIMBAL

ACCESSORY ORDERING INFORMATION

Product	Model	Description	Pictures	Dimensions
35121	NCFJB4	Round New Construction Frame w/ Jbox 4"		
35122	NCFJB6	Round New Construction Frame w/ Jbox 6"		
98502	NCPLATE468	4" & 6" MULTIFIT EXT Series New Construction Plate for Stud/Joist Mounting		
98501	NCPLATE/T4689	New Construction or Remodel Plate for T-Grid Ceilings		
98568	GOOFRING6	6" Goof Ring - Outer Diameter 10-1/2"		
98003	23EMDRIVER	California Title 20 Compliant 23W Emergency LED Driver (Field Installation)		
FHUPS1-UNV-25L-SD	FHUPS1-UNV-25L-SD	25W Emergency Micro Inverter for field installation to use with 0-10V Driver options. 100-277VAC (up to 150W with use of 0-10V dimming). CEC Compliant		

ORDERING GUIDE

Product	Model	Case Quantity
37003	MGR4/9CCT5S/DUALDIM/EXT	12pcs
37004	MGR6/9CCT5S/DUALDIM/EXT	12pcs

CERTIFICATION INFORMATION

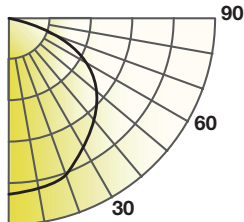
Product	Model	ES ID#
37003	MGR4/9CCT5S/DUALDIM/EXT	2403582
37004	MGR6/9CCT5S/DUALDIM/EXT	2403588



MULTIFIT GIMBAL

PHOTOMETRY

MGR4/9CCT5S/DUALDIM/EXT (at 3500K)



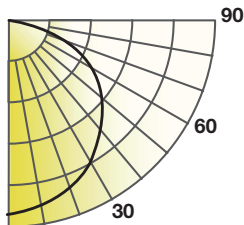
Lumens: 604 lm
CBCP: 220 cd
Power: 7.5 W
Efficacy: 82 lm/W
CRI: 92
Spacing Criteria: 1.2
Beam Angle: 111°

Candlepower Distribution	
Angle (°)	Average (cd)
10	214
20	202
30	182
40	157
50	127
60	94
70	57
80	18
90	0

Initial Footcandles		
Height (ft)	Fc	Diameter (ft)
10	3	29
20	1	58
30	0	86
40	0	115
50	0	144
60	0	173
70	0	202
80	0	231
90	0	259

Zonal Lumen Summary		
Zone	Lumens	%Fixt
0-30	169	28
0-40	276	46
0-60	485	80
0-90	604	100

MGR6/9CCT5S/DUALDIM/EXT (at 3500K)



Lumens: 914 lm
CBCP: 332 cd
Power: 10 W
Efficacy: 92 lm/W
CRI: 92
Spacing Criteria: 1.2
Beam Angle: 110°

Candlepower Distribution	
Angle (°)	Average (cd)
10	325
20	306
30	277
40	237
50	191
60	140
70	85
80	31
90	0

Initial Footcandles		
Height (ft)	Fc	Diameter (ft)
8	8	23
10	5	29
12	3	34
15	2	43
20	1	57

Zonal Lumen Summary		
Zone	Lumens	%Fixt
0-30	255	28
0-40	416	46
0-60	731	80
0-90	914	100

Note: All rights reserved. All sizes and specifications are subject to change at any time without notice.