

Project Name:	Type:
Part Number:	Date:

Value Select A Lamp Family

FEATURES

- Suitable to replace 40W, 60W, 75W, 100W Incandescent
- Comfortable diffused light
- Smooth dimming with most forward and reverse phase dimmers*
- Available in 2700K, 3000K, 3500K, 4000K and 5000K color temperatures
- Suitable for use in totally enclosed fixtures**
- Suitable for use in damp locations
- Fixture operating temperature: -4°F to 95°F (-20°C to 35°C)
- Lamp ambient temperature: -4°F to 113°F (-20°C to 45°C)
- Rated Lifetime (L70): 25,000hrs for 9W and 15W series, 15,000hrs for 9.5W, 13W and 15W 3WAY series
- 3WAY lamp emits Warm White light in 3 defined lumen outputs
- 3 year limited warranty***



SPECIFICATIONS

Product	Model	Equiv.	Wattage (W)	CCT	Lumens	Efficacy (LPW)	Input Voltage	Beam Angle	CRI	Dim.*	Power Factor	Base	Fixture Rating	ES
36548	9A19DIM/827/R	60W	9	2700K	800	89	120V	230°	82	Yes	0.7	E26	Enclosed	√
36549	9A19DIM/830/R	60W	9	3000K	820	91	120V	230°	82	Yes	0.7	E26	Enclosed	√
36559	9A19DIM/835/R	60W	9	3500K	840	93	120V	230°	82	Yes	0.7	E26	Enclosed	√
36550	9A19DIM/840/R	60W	9	4000K	860	96	120V	230°	82	Yes	0.7	E26	Enclosed	√
36551	9A19DIM/850/R	60W	9	5000K	860	96	120V	230°	82	Yes	0.7	E26	Enclosed	√
36544	9.5A19DIM/827	60W	9.5	2700K	800	84	120V	230°	82	Yes	0.7	E26	OPEN	√
36545	9.5A19DIM/830	60W	9.5	3000K	820	86	120V	230°	82	Yes	0.7	E26	OPEN	√
36546	9.5A19DIM/840	60W	9.5	4000K	860	91	120V	230°	82	Yes	0.7	E26	OPEN	√
36547	9.5A19DIM/850	60W	9.5	5000K	860	91	120V	230°	82	Yes	0.7	E26	OPEN	√
36615	13A19DIM/827	75W	13	2700K	1,100	85	120V	230°	82	Yes	0.7	E26	Enclosed	√
36616	13A19DIM/830	75W	13	3000K	1,150	88	120V	230°	82	Yes	0.7	E26	Enclosed	√
36617	13A19DIM/840	75W	13	4000K	1,200	92	120V	230°	82	Yes	0.7	E26	Enclosed	√
36618	13A19DIM/850	75W	13	5000K	1,200	92	120V	230°	82	Yes	0.7	E26	Enclosed	√
36671	15A19DIM/827	100W	15	2700K	1,600	107	120V	230°	82	Yes	0.7	E26	Enclosed	-
36674	15A19DIM/850	100W	15	5000K	1,700	113	120V	230°	82	Yes	0.7	E26	Enclosed	-
98150	15A21DIM/827/GU24	100W	15	2700K	1,600	107	120V	240°	82	Yes	0.9	GU24	Enclosed	√
36746	15A21/827/3WAY	40W	6	2700K	450	75	120V	230°	82	No	0.7	E26d	Non-Enclosed	√
		60W	9		800	89								
		100W	15		1,600	107								

* This lamp might not be compatible with all dimmers. Please visit www.greencreative.com for compatibility information.


** 9.5W not for use in totally enclosed luminaires or recessed luminaires, 15W 3WAY not for use in totally enclosed fixtures, all other lamps are suitable for use in totally enclosed fixtures.

*** Please visit www.greencreative.com for Limited Warranty terms.




Value Select A Lamp Family

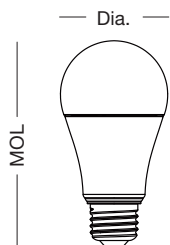
DIMENSIONS & WEIGHT



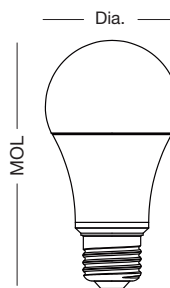
Model	Base	MOL	Dia.	Weight
9A19DIM/xxx/R	E26	4-3/8"	2-3/8"	0.0671lb



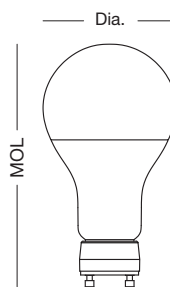
Model	Base	MOL	Dia.	Weight
9.5A19DIM/827	E26	3-15/16"	2-3/8"	0.0711lb



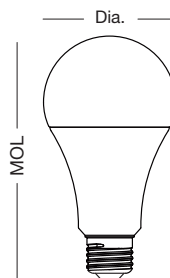
Model	Base	MOL	Dia.	Weight
13A19DIM/xxx	E26	4-9/16"	2-3/8"	0.1041lb



Model	Base	MOL	Dia.	Weight
15A19DIM/xxx	E26	4-7/16"	2-3/8"	0.151b



Model	Base	MOL	Dia.	Weight
15A21/xxx/GU24	GU24	5-1/2"	3"	0.261b



Model	Base	MOL	Dia.	Weight
15A21/xxx/3WAY	E26d	5-7/16"	2-15/16"	0.21b



Value Select A Lamp Family

MINIMUM COMPARTMENT DIMENSIONS (FOR ENCLOSED FIXTURES)****

Model	Diameter	Height
9A19DIM/xxx/R	6"	8"
13A19DIM/xxx		
15A19DIM/xxx		
15A21DIM/xxx/GU24		

**** Installing lamp in a fixture that does not have the minimum compartment dimensions will void the warranty and could cause product failures.
Where xxx means 824-965 which indicates CRI and color temperature

ORDERING INFORMATION

Model	Master Carton			Shipping Carton		
	Case Qty	Case Dimensions (L x W x H)	Case Weight	Case Qty	Case Dimensions (L x W x H)	Case Weight
9A19DIM/xxx/R	N.A.	N.A.	N.A.	72PCS	15-9/16" x 15-9/16" x 10-5/8"	11.38 lb
9.5A19DIM/xxx	N.A.	N.A.	N.A.	50PCS	12-3/16" x 12-3/16" x 8-7/8"	5.91 lb
13A19DIM/xxx	N.A.	N.A.	N.A.	50PCS	12-3/16" x 12-3/16" x 9-7/8"	7.78 lb
15A19DIM/xxx	6PCS	7-11/16"x5-1/8"x5-1/8"	1.32 lb	24PCS	16"x11"x6-1/8"	5.95 lb
15A21DIM/xxx/GU24	6PCS	9-5/8"x 6-5/8" x 6-3/8"	2.36 lb	24PCS	19-7/16" x 13-3/8" x 7-3/16"	10.58 lb
15A21/xxx/3WAY	6PCS	9-3/4" x 6-5/8" x 6-3/8"	1.76 lb	24PCS	19-5/8" x 13-3/8" x 7-1/4"	8.38 lb

Where xxx means 824-965 which indicates CRI and color temperature

CERTIFICATION INFORMATION

Product	Model	ES ID#
36544	9A19DIM/827/R	2384714
36545	9A19DIM/830/R	2384715
36546	9A19DIM/840/R	2384717
36547	9A19DIM/850/R	2384718
36544	9.5A19DIM/827	2388097
36545	9.5A19DIM/830	2388091
36546	9.5A19DIM/840	2388096
36547	9.5A19DIM/850	2388098
36615	13A19DIM/827	2388092
36616	13A19DIM/830	2388095
36617	13A19DIM/840	2388093
36618	13A19DIM/850	2388094
36746	15A21/827/3WAY	2390564

Note: All rights reserved. All sizes and specifications are subject to change at any time without notice.