

|               |       |
|---------------|-------|
| Project Name: | Type: |
| Part Number:  | Date: |

# PAR38HO 19.5W DIM. 277V

## FEATURES

- Suitable to replace 250W halogen lamps
- Direct line voltage 120-277V - Not compatible with ballasts
- Dimmable with forward and reverse phase controls\*
- Full-face REFINE optic and sleek design
- Exceptional color rendering CRI 93
- Compact size 1:1 halogen form factor
- Narrow flood and flood beam angles available
- Suitable for use in damp locations
- Fixture Operating Temperature: -4°F to 95°F (-20°C to 35°C)  
Lamp Ambient Temperature: -4°F to 113°F (-20°C to 45°C)
- Rated Lifetime (L70): 50,000hrs
- 5 year limited warranty\*\*



020822



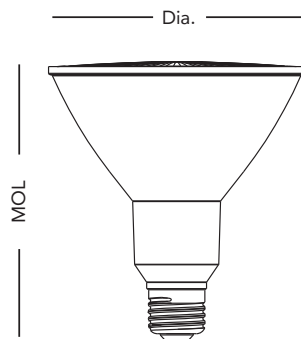
## SPECIFICATIONS

| Product | Model                         | Equiv. | Wattage (W) | CCT   | Lumens | Efficacy (LPW) | Input Voltage | Beam Angle | CBCP (cd) | CRI | Dim.* | Power Factor (typ.) | Base | Fixture Rating | ES/ JA8/T20 |
|---------|-------------------------------|--------|-------------|-------|--------|----------------|---------------|------------|-----------|-----|-------|---------------------|------|----------------|-------------|
| 36537   | 19.5PAR38HODIM/930NF25/277V/R | 250W   | 19.5        | 3000K | 2,000  | 103            | 120-277V      | 25°        | 8,200     | 93  | Yes   | 0.9                 | E26  | Non-Enclosed   | √/√/√       |
| 36538   | 19.5PAR38HODIM/930FL40/277V/R | 250W   | 19.5        | 3000K | 2,000  | 103            | 120-277V      | 40°        | 3,500     | 93  | Yes   | 0.9                 | E26  | Non-Enclosed   | √/√/√       |
| 36539   | 19.5PAR38HODIM/935NF25/277V/R | 250W   | 19.5        | 3500K | 2,000  | 103            | 120-277V      | 25°        | 8,200     | 93  | Yes   | 0.9                 | E26  | Non-Enclosed   | √/√/√       |
| 36540   | 19.5PAR38HODIM/935FL40/277V/R | 250W   | 19.5        | 3500K | 2,000  | 103            | 120-277V      | 40°        | 3,500     | 93  | Yes   | 0.9                 | E26  | Non-Enclosed   | √/√/√       |
| 36541   | 19.5PAR38HODIM/940NF25/277V/R | 250W   | 19.5        | 4000K | 2,000  | 103            | 120-277V      | 25°        | 8,200     | 93  | Yes   | 0.9                 | E26  | Non-Enclosed   | √/√/√       |
| 36542   | 19.5PAR38HODIM/940FL40/277V/R | 250W   | 19.5        | 4000K | 2,000  | 103            | 120-277V      | 40°        | 3,500     | 93  | Yes   | 0.9                 | E26  | Non-Enclosed   | √/√/√       |

\* This lamp is available for dimming only for use on 120V and might not be compatible with all dimmers. Please visit [www.greencreative.com](http://www.greencreative.com) for compatibility information.

\*\* Please visit [www.greencreative.com](http://www.greencreative.com) for Limited Warranty terms.

## DIMENSION & WEIGHT



|        |        |
|--------|--------|
| Base   | E26    |
| MOL    | 5-1/8" |
| Dia.   | 4-5/8" |
| Weight | 0.84lb |



# PAR38HO 19.5W DIM. 277V

## ORDERING INFORMATION

| Model Number                  | Master Carton |                            |             | Shipping Carton |                                 |             |
|-------------------------------|---------------|----------------------------|-------------|-----------------|---------------------------------|-------------|
|                               | Case Qty      | Case Dimensions (LxWxH)    | Case Weight | Case Qty        | Case Dimensions (LxWxH)         | Case Weight |
| 19.5PAR38HODIM/xxxxyyy/277V/R | 6PCS          | 14-9/16" x 9-7/8" x 5-7/8" | 6.33 lb     | 24PCS           | 20-9/16" x 15-9/16" x 13-11/16" | 27.56 lb    |

Where xxx means 824-965 which indicates CRI and color temperature  
 Where yyy means beam angle

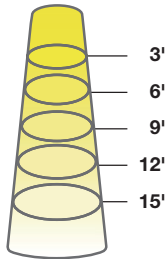
## MINIMUM COMPARTMENT DIMENSIONS

| Model                         | Diameter | Height |
|-------------------------------|----------|--------|
| 19.5PAR38HODIM/xxxxyyy/277V/R | 6"       | 8-1/2" |

Installing lamp in a fixture that does not have the minimum compartment dimensions will void the warranty and could cause product failures.  
 Where xxx means 824-965 which indicates CRI and color temperature  
 Where yyy means beam angle

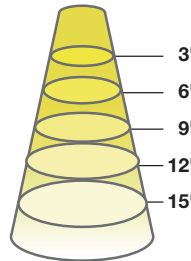
## ILLUMINANCE & CANDELA DISTRIBUTION

19.5PAR38HODIM/930NF25/277V/R

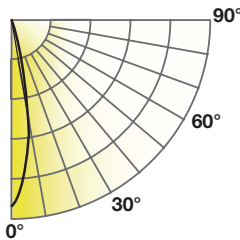


| Diameter | Footcandles |
|----------|-------------|
| 1.3      | 911         |
| 2.7      | 228         |
| 4.0      | 101         |
| 5.3      | 57          |
| 6.7      | 36          |

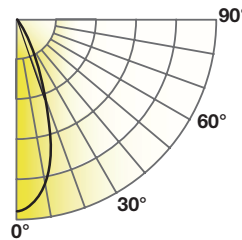
19.5PAR38HODIM/930FL40/277V/R



| Diameter | Footcandles |
|----------|-------------|
| 2.2      | 389         |
| 4.4      | 97          |
| 6.6      | 43          |
| 8.7      | 24          |
| 10.9     | 16          |



| Degree | Candela |
|--------|---------|
| 0      | 8,200   |
| 5      | 7,025   |
| 15     | 2,260   |
| 25     | 579     |
| 35     | 195     |
| 45     | 104     |



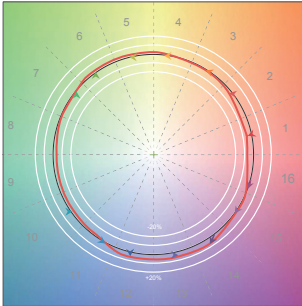
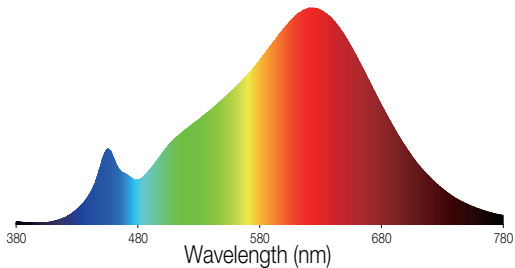
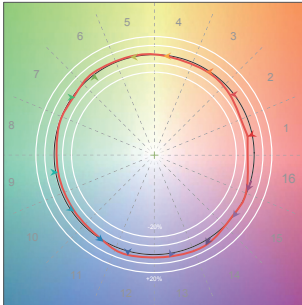
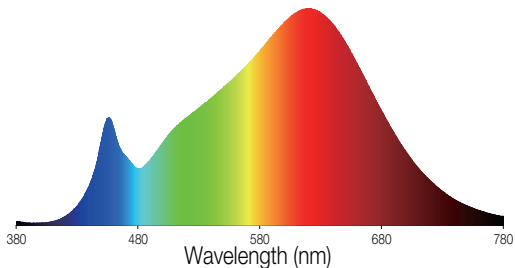
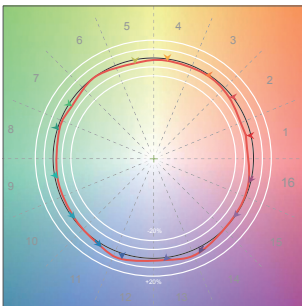
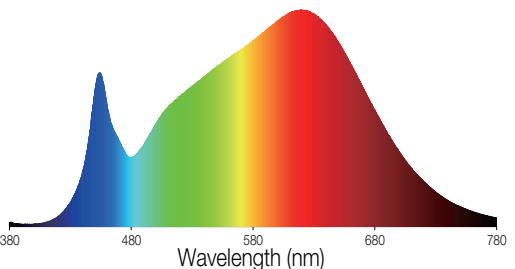
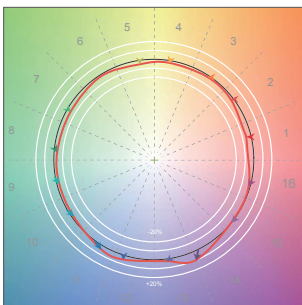
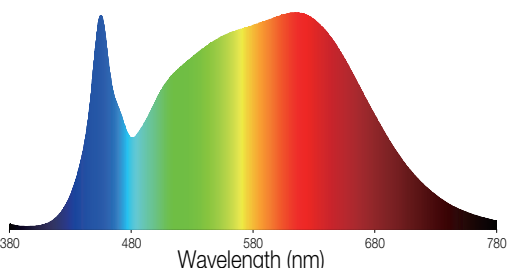
| Degree | Candela |
|--------|---------|
| 0      | 3,500   |
| 5      | 3,247   |
| 15     | 2,130   |
| 25     | 960     |
| 35     | 374     |
| 45     | 148     |

For other CCT use the following multipliers: 2700K: .98, 3500K: 1.01, 4000K: 1.02



# PAR38HO 19.5W DIM. 277V

## COLOR ACCURACY & SPECTRAL POWER DISTRIBUTION

| CCT   | COLOR ACCURACY  | SPECTRAL POWER DISTRIBUTION  |
|-------|---|--|
| 2700K |  <p>Rr: 92, Rg: 101</p>  |  <p>Wavelength (nm)</p>   |
| 3000K |  <p>Rr: 93, Rg: 99</p>  |  <p>Wavelength (nm)</p>  |
| 3500K |  <p>Rr: 92, Rg: 98</p> |  <p>Wavelength (nm)</p> |
| 4000K |  <p>Rr: 91, Rg: 98</p> |  <p>Wavelength (nm)</p> |

Rf: TM-30 metric measuring color fidelity (whether colors are similar to those under natural light). Rf is a more accurate version of the CRI Ra. Rf is 100 for natural light.  
 Rg: TM-30 metric measuring color gamut (whether colors are more saturated than under natural light). Rg is 100 for natural light.



# PAR38HO 19.5W DIM. 277V

## CERTIFICATION INFORMATION

| Product | Model                         | ES ID#  |
|---------|-------------------------------|---------|
| 36537   | 19.5PAR38HODIM/930NF25/277V/R | 2390615 |
| 36538   | 19.5PAR38HODIM/930FL40/277V/R | 2390616 |
| 36539   | 19.5PAR38HODIM/935NF25/277V/R | 2390617 |
| 36540   | 19.5PAR38HODIM/935FL40/277V/R | 2390618 |
| 36541   | 19.5PAR38HODIM/940NF25/277V/R | 2390619 |
| 36542   | 19.5PAR38HODIM/940FL40/277V/R | 2390620 |

Note: All rights reserved. All sizes and specifications are subject to change at any time without notice.

Note: All rights reserved. All sizes and specifications are subject to change at any time without notice.