

Project Name:	Type:
Part Number:	Date:



GREENCREATIVE

# BYPASS AND HYBRID BYPASS PL

## FEATURES

- Built-in universal driver – Bypass installation operates directly on 120 – 277V line voltage
- Hybrid Bypass versions can also operate directly on most magnetic ballasts\*
- Replace up to 42W CFL lamps with G24d, GX24d (2-pin), G24q & GX24q (4-pin) sockets
- Exceptional efficacy up to 129 LPW
- Suitable for damp locations
- Lamp ambient temperature: -4°F to 113°F (-20°C to 45°C)
- Fixture operating temperature: -4°F to 95°F (-20°C to 35°C)
- Rated lifetime (L70): 50,000hrs
- 5 year limited warranty\*\*/ 10 year available  
(see EXTENDED WARRANTIES table for information)



120822



## SPECIFICATIONS

Product	Model	Equiv.	Input Voltage	Wattage	Lumens	CCT	CRI	Efficacy (LPW)	Power Factor	THD	Beam Angle	Base Rotatable Angle	Fixture Rating
36639	15.5PLH/830/BYP/R	42W	120-277V	15.5	1,850	3000K	82	119	0.9	<20%	110°	180°	Non-Enclosed
36640	15.5PLH/835/BYP/R	42W	120-277V	15.5	1,950	3500K	82	126	0.9	<20%	110°	180°	Non-Enclosed
36641	15.5PLH/840/BYP/R	42W	120-277V	15.5	2,000	4000K	82	129	0.9	<20%	110°	180°	Non-Enclosed
98256	16.5PLV/830/BYP	42W	120-277V	16.5	1,800	3000K	82	109	0.9	<20%	120°	180°	Non-Enclosed
98257	16.5PLV/835/BYP	42W	120-277V	16.5	1,850	3500K	82	112	0.9	<20%	120°	180°	Non-Enclosed
98258	16.5PLV/840/BYP	42W	120-277V	16.5	1,900	4000K	82	115	0.9	<20%	120°	180°	Non-Enclosed
36086	5.5PLH/827/HYBM	13W-18W	120-277V	5.5	550	2700K	82	100	0.9	<20%	110°	310°	Non-Enclosed
34856	5.5PLH/830/HYBM	13W-18W	120-277V	5.5	550	3000K	82	100	0.9	<20%	110°	310°	Non-Enclosed
36642	5.5PLH/835/HYBM/R	13W-18W	120-277V	5.5	600	3500K	82	109	0.9	<20%	110°	310°	Non-Enclosed
36643	5.5PLH/840/HYBM/R	13W-18W	120-277V	5.5	620	4000K	82	113	0.9	<20%	110°	310°	Non-Enclosed
98399	8PLH/827/HYBM	26W	120-277V	8	870	2700K	82	109	0.9	<20%	110°	310°	Non-Enclosed
98400	8PLH/830/HYBM	26W	120-277V	8	920	3000K	82	115	0.9	<20%	110°	310°	Non-Enclosed
98401	8PLH/835/HYBM	26W	120-277V	8	920	3500K	82	115	0.9	<20%	110°	310°	Non-Enclosed
98402	8PLH/840/HYBM	26W	120-277V	8	950	4000K	82	119	0.9	<20%	110°	310°	Non-Enclosed
98385	5.5PLV/835/HYBM	13W-18W	120-277V	5.5	600	3500K	82	109	0.9	<20%	120°	310°	Non-Enclosed
98386	5.5PLV/840/HYBM	13W-18W	120-277V	5.5	620	4000K	82	113	0.9	<20%	120°	310°	Non-Enclosed
98387	8.5PLV/827/HYBM	26W	120-277V	8.5	950	2700K	82	112	0.9	<20%	120°	310°	Non-Enclosed
98388	8.5PLV/830/HYBM	26W	120-277V	8.5	1,000	3000K	82	118	0.9	<20%	120°	310°	Non-Enclosed
98389	8.5PLV/835/HYBM	26W	120-277V	8.5	1,000	3500K	82	118	0.9	<20%	120°	310°	Non-Enclosed
98390	8.5PLV/840/HYBM	26W	120-277V	8.5	1,020	4000K	82	120	0.9	<20%	120°	310°	Non-Enclosed

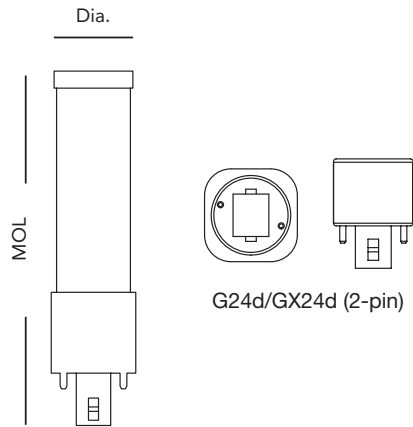
\* Ballast Dependent. Please refer to [www.greencreative.com](http://www.greencreative.com) for full ballast compatibility list.

\*\*Please visit [www.greencreative.com](http://www.greencreative.com) for Limited Warranty terms.



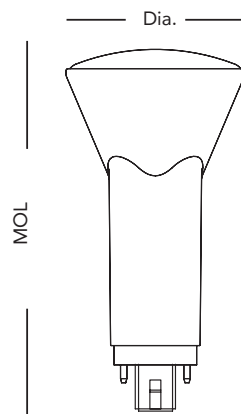
# BYPASS AND HYBRID BYPASS PL

## DIMENSION & WEIGHT



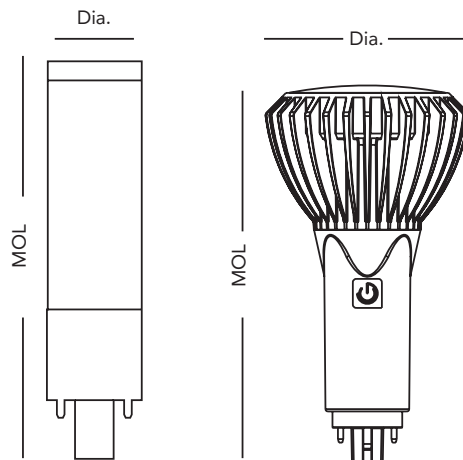
Model	5.5PLH/xxx/HYBM 5.5PLH/xxx/HYBM/R	8PLH/xxx/HYBM
Compatible base	G24d, GX24d, G24q & GX24q (2/4-pin CFL)	
MOL	5-3/8"	6-3/8"
Dia	1-3/8"	1-3/8"
Weight	0.15lb	0.18lb

Where xxx means 824-965 which indicates CRI and color temperature



Model	5.5PLV/xxx/HYBM	8.5PLV/xxx/HYBM
Compatible base	G24d, GX24d, G24q & GX24q (2/4-pin CFL)	
MOL	5-3/8"	5-3/8"
Dia	2-9/16"	3-9/16"
Weight	0.16lb	0.20lb

Where xxx means 824-965 which indicates CRI and color temperature



Model	15.5PLH/xxx/BYP/R	16.5PLV/xxx/BYP
Compatible base	G24d, GX24d, G24q & GX24q (2/4-pin CFL)	
MOL	6-11/16"	6-7/16"
Dia	1-3/4"	3-7/16"
Weight	0.55 lb	0.66 lb

Where xxx means 824-965 which indicates CRI and color temperature



# BYPASS AND HYBRID BYPASS PL

## MINIMUM COMPARTMENT DIMENSIONS - PL HYBM

<p>Non-enclosed Fixture Horizontal Installation</p>	Model Number		5.5PLH/xxx/HYBM 5.5PLH/xxx/HYBM/R	8PLH/xxx/HYBM
	Lamp Compartment Dimensions	Diameter	6-1/8"	6-1/8"
		Height	4-3/4"	4-3/4"
	Maximum Lamps in Luminaire		2	2
Lampholder-to-Lampholder Spacing		3/8"	3/8"	

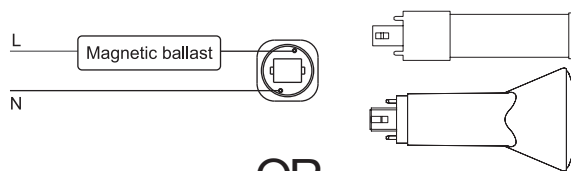
<p>Non-enclosed Fixture Vertical Installation</p>	Model Number		5.5PLV/xxx/HYBM	8.5PLV/xxx/HYBM
	Lamp Compartment Dimensions	Diameter	4-1/2"	6-1/2"
		Height	7-3/4"	8-3/4"
Maximum Lamps in Luminaire		1	1	

## ORDERING INFORMATION

Product Series	Master Carton			Shipping Carton		
	Case Qty	Case Dimensions (LxWxH)	Case Weight	Case Qty	Case Dimensions (LxWxH)	Case Weight
15.5PLH/xxx/BYP/R	6PCS	7-3/16" x 5-15/16" x 4-3/16"	3.64 lb	24PCS	15-3/16" x 5-7/16" x 12-13/16"	15.32 lb
16.5PLV/xxx/BYP	6PCS	11" x 7-7-1/2" x 7"	5.29 lb	24PCS	30-13/16" x 11-15/16" x 8-5/16"	22.7 lb
5.5PLH/xxx/HYBM 5.5PLH/xxx/HYBM/R	6PCS	5-11/16" x 4-1/2" x 3-3/16"	1.0 lb	24PCS	12"x9-15/16"x4-5/16"	4.7 lb
8PLH/xxx/HYBM	6PCS	6-11/16" x 4-1/2" x 3.3/16"	1.1 lb	24PCS	14-5/16"x10-1/8"x4-1/2"	5.0 lb
5.5PLV/xxx/HYBM	6PCS	8-5/16" x 5-5/8" x 5-1/2"	1.6 lb	24PCS	23"x9"x6-11/16"	7.0 lb
8.5PLV/827/HYBM	6PCS	11-5/16" x 7-1/2" x 5-1/2"	2.4 lb	24PCS	30-15/16"x12"x6-13/16"	10.1 lb

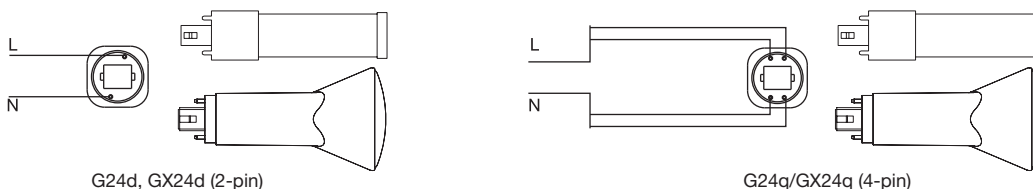
## HYBRID Installation - DIRECT (Magnetic Ballasts) or BYPASS

When used with a magnetic ballast, the lamp can function as a plug & play lamp and operate with the existing ballast.



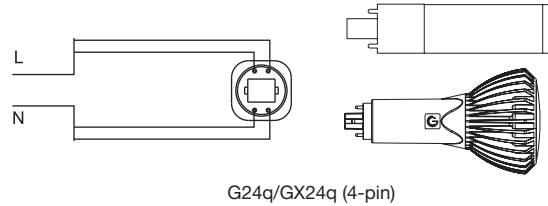
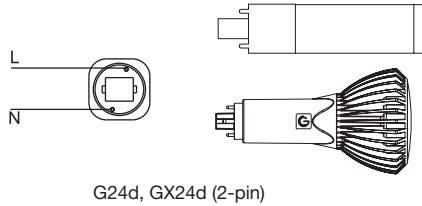
OR

If the ballast is not compatible, it can be bypassed and the lamp can run directly off line voltage.


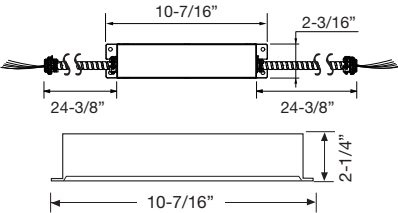



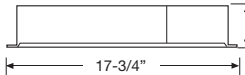


# HYBRID BYPASS PL

## BYPass Installation



## ACCESSORY ORDERING INFORMATION

Product	Model	Description	Pictures	Dimensions	Compatible Skus
98003	23EMDRIVER	California Title 20 Compliant 23W Emergency LED Driver (Field Installation)			15.5PLH/xxx/BYP/R 16.5PLV/xxx/BYP 8PLH/xxx/HYBM 8.5PLV/xxx/HYBM
58012	35EMINVERTER	35W Emergency Inverter (Field Installation)			5.5PLH/xxx/HYBM 5.5PLH/xxx/HYBM/R 8PLH/xxx/HYBM 5.5PLV/xxx/HYBM 8.5PLV/xxx/HYBM
58013	35EMINVERTER/CEC	California Title 20 Compliant 35W Emergency Inverter (Field Installation)			5.5PLH/xxx/HYBM 5.5PLH/xxx/HYBM/R 8PLH/xxx/HYBM 5.5PLV/xxx/HYBM 8.5PLV/xxx/HYBM

## EXTENDED WARRANTIES\*\*\*

Model	Description****
15.5PLH/BYP/10YEARWARRANTY	10 Year warranty for 15.5PLH/8xx/BYP/yy
16.5PLV/BYP/10YEARWARRANTY	10 Year warranty for 16.5PLV/8xx/BYP/yy
5.5PLH/HYBM/10YEARWARRANTY	10 Year warranty for 5.5PLH/8xx/HYBM/yy
8PLH/HYBM/10YEARWARRANTY	10 Year warranty for 8PLH/8xx/HYBM/yy
5.5PLV/HYBM/10YEARWARRANTY	10 Year warranty for 5.5PLV/8xx/HYBM/yy
8.5PLV/HYBM/10YEARWARRANTY	10 Year warranty for 8.5PLV/8xx/HYBM/yy

\*\*\* Warranty based on a maximum of 4,368 annual operating hours (per year for ten years) and exposure to a maximum fixture operating temperature of 80°F / 27°C  
 \*\*\*\* xx – Refers to the CCT yy – Refers to model generations within the same nominal performance. Typically blank, 'R', or 'RC'

Note: All rights reserved. All sizes and specifications are subject to change at any time without notice.