

Project Name:	Type:
Part Number:	Date:



# PAR38 25W HO 277V

## FEATURES

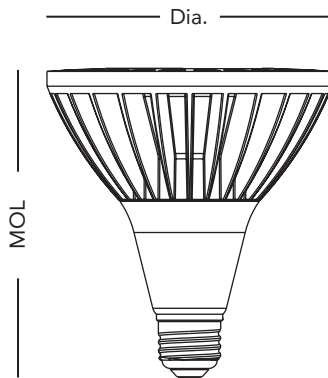
- Replaces 250W Halogen & 70W CMH
- Direct line voltage 120-277V - Not compatible with ballasts
- High 10,000 candela output
- Powerful light output of 2,500 lumens
- Exceptional efficacy 100 LPW in Warm White
- Exceptional color rendering CRI 92
- Even beam distribution
- Suitable for damp locations, not suitable for use in totally enclosed fixtures
- Fixture Operating Temperature: -4°F to 95°F (-20°C to 35°C)
- Lamp Ambient Temperature: -4°F to 113°F (-20°C to 45°C)
- Rated Lifetime (L70): 50,000hrs
- 5 year limited warranty



## SPECIFICATIONS

Product	Model	CCT	Wattage	Lumens	Efficacy (LPW)	Power Factor	Input Voltage	Beam Angle	CBCP (cd)	CRI	ES / T20
98223	25PAR38HO/927NF25/277V	2700K	25	2,400	96	≥0.9	120-277V	NF 25°	10,000	92	√/√
98210	25PAR38HO/930NF25/277V	3000K	25	2,500	100	≥0.9	120-277V	NF 25°	10,000	92	√/√
98211	25PAR38HO/930FL40/277V	3000K	25	2,500	100	≥0.9	120-277V	FL 40°	4,800	92	√/√
35431	25PAR38HO/935NF25/277V	3500K	25	2,500	100	≥0.9	120-277V	NF 25°	10,000	92	√/-
35432	25PAR38HO/935FL40/277V	3500K	25	2,500	100	≥0.9	120-277V	FL 40°	4,800	92	√/-
98212	25PAR38HO/940NF25/277V	4000K	25	2,500	100	≥0.9	120-277V	NF 25°	10,000	92	√/√
98213	25PAR38HO/940FL40/277V	4000K	25	2,500	100	≥0.9	120-277V	FL 40°	4,800	92	√/√

## DIMENSION & WEIGHT



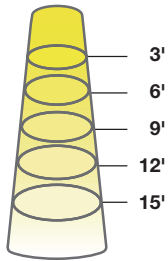
Base	E26
MOL	5-1/8"
Dia.	4-3/4"
Weight	1.17lb



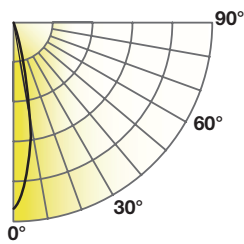
# PAR38 25W HO 277V

## ILLUMINANCE & CANDELA DISTRIBUTION

25PAR38HO/930NF25/277V

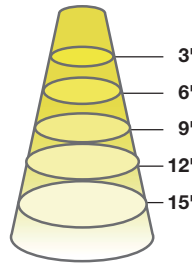


Diameter	Footcandles
1.3	1,111
2.7	278
4.0	123
5.3	69
6.7	44

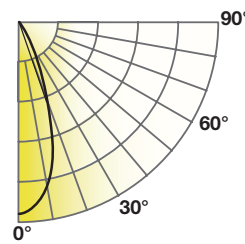


Degree	Candela
0	10,000
5	8514
15	2791
25	905
35	342
45	145

25PAR38HO/930FL40/277V



Diameter	Footcandles
2.2	533
4.4	133
6.6	59
8.7	33
10.9	21



Degree	Candela
0	4,800
5	4,716
15	3,389
25	1,611
35	475
45	148