


Project Name:	Type:
Part Number:	Date:

BYPASS PLL

FEATURES

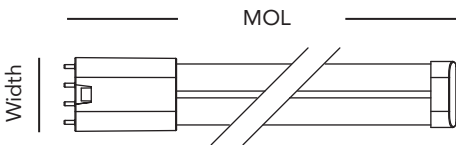
- Integral driver suitable for 120-277V
- Replaces 18W / 24W / 36W / 40W 4-pin (2G11) CFL lamps
- High efficacy up to 129 LPW
- Opaque glass eliminates pixilation and reduces glare
- Plastic film prevents glass from shattering
- Extra wide 310° light emitting area
- 16W / 17W models suitable for use in enclosed fixtures
- UL 1598C classified
- Temperature rating: -4°F/-20 °C- 95 °F/35 °C
- Rated lifetime (L70): 50,000hrs
- 5 years limited warranty
- Suitable for all indoor general lighting applications and damp locations



SPECIFICATIONS

Product	Model	Equiv.	Input Voltage	Wattage	Lumens	CCT	CRI	Efficacy (LPW)	Beam Angle	Power Factor	THD	DIM.	Fixture Rating	Cert.
34858	8.5PLL/835/GL/BYP	18W	120-277V	8.5	950	3500K	82	112	160°	0.9	<20%	No	Non-Enclosed	-
34859	8.5PLL/840/GL/BYP	18W	120-277V	8.5	980	4000K	82	115	160°	0.9	<20%	No	Non-Enclosed	-
34861	10PLL/835/GL/BYP	24W	120-277V	10	1,200	3500K	82	120	160°	0.9	<20%	No	Non-Enclosed	-
34862	10PLL/840/GL/BYP	24W	120-277V	10	1,250	4000K	82	125	160°	0.9	<20%	No	Non-Enclosed	-
34864	16PLL/835/GL/BYP	36W	120-277V	16	1,950	3500K	82	122	160°	0.9	<20%	No	Enclosed	-
34865	16PLL/840/GL/BYP	36W	120-277V	16	2,000	4000K	82	125	160°	0.9	<20%	No	Enclosed	-
34866	17PLL/830/GL/BYP	40W	120-277V	17	2,050	3000K	82	121	160°	0.9	<20%	No	Enclosed	-
34867	17PLL/835/GL/BYP	40W	120-277V	17	2,150	3500K	82	126	160°	0.9	<20%	No	Enclosed	-
34868	17PLL/840/GL/BYP	40W	120-277V	17	2,200	4000K	82	129	160°	0.9	<20%	No	Enclosed	-

DIMENSION & WEIGHT



Model	8.5PLL/xxx/GL/BYP	10PLL/xxx/GL/BYP	16PLL/xxx/GL/BYP	17PLL/xxx/GL/BYP
Base	2G11	2G11	2G11	2G11
MOL	8.9" (226mm)	12.7" (323mm)	16.4" (417mm)	22.5" (572mm)
Width	1.7" (43mm)	1.7" (43mm)	1.7" (43mm)	1.7" (43mm)
Weight	0.20lb / 90g	0.25lb / 113g	0.30lb / 136g	0.38lb / 172g

Where xxx means 824-965 which indicates CRI and color temperature.

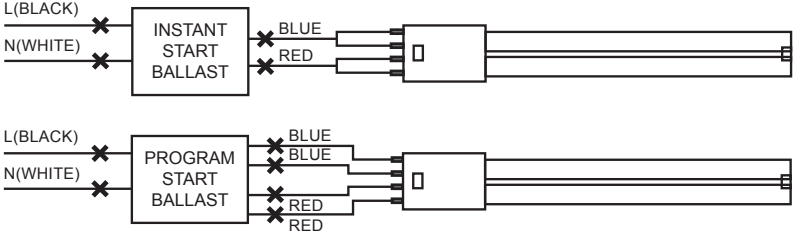
Project Name:	Type:
Part Number:	Date:

BYPASS PLL

INSTALLATION

Step 1.

Cut all wires connected to the ballast, remove the ballast


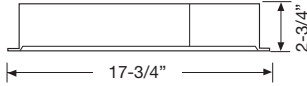


Step 2.

Rewire the fixture according to the wiring configuration



ACCESSORY ORDERING INFORMATION

Product	Model	Description	Picture	Dimension	Weight
58012	35EMINVERTER	Emergency Inverter 35W			6.50lb / 2,948g

This datasheet is preliminary and may be subject to change