


## 4' VersaStrip Light Two Pack

MODEL# 54598142 | 5,694 LUMENS | 50.1W | 113.6LPW | 4000K



**VersaStrip**

## 4' VERSASTRIP LIGHT TWO PACK

# SUPERIOR VALUE & PERFORMANCE



### PRODUCT OVERVIEW

ETI SSL's VersaStrip 4' Strip Light consists of (2) 4' 5,694 lumen strips that can be installed in a wide array of configurations, which is why we named it the VersaStrip. Replace your outdated fluorescent lights with cool energy-efficient LEDs. The VersaStrip emits a powerful combined 11,388 Lumens of brightness with 4000K Bright White light output. This strip light is easy to install with all the wiring connections located inside the body of the fixture. Because you can link up to (10) 4' strips of lights, the VersaStrip will provide sufficient light coverage for large areas in multiple configurations. Use the included Continuous and Tandem Linking brackets to create the optimal lighting for your workspace. Create a more unique environment with the optional "T", "L", "X", Parallel or Adjustable brackets (each are sold separately). Suggested applications are garage, repair shop, store aisles, open concept office, warehouse aisles, showrooms or small loading docks and more.

It's powerful 4000K Bright White color temperature of light output can replace any outdated 220-Watt fluorescent tubes. Fixture is rated to operate reliably from -20° C (-4° F) and in high ambient 45° C (113° F) applications. The VersaStrip series provides long-lasting maintenance free operation thanks to its reported 91.9% lumen maintenance @ 54,000 hours and projected L70 @ 224,000 hours.

Our entire team takes great pride in our dedication to providing innovative in-stock lighting solutions that typically ship in 2-3 days with the product reliability and quality that you can always depend on from ETI SSL.

### STOCK ORDERING INFORMATION (typical 2-3 day shipment lead time)<sup>1</sup>

Catalog Logic/PT#	Model #	UPC	Size	Lumens <sup>2</sup>	Wattage <sup>3</sup>	LPW	CCT	CRI	Voltage	Dimming	DLC <sup>4</sup>
ST-4-55-840-MV-D	54598142	849489060125	4'	5,694	50.1	113.6	4000K	80 (min)	120-277V	0-10V	Standard

Notes:

1. Stock SKUs typically ship in 24-48 hours upon receipt of an approved released order.

2. Data is for single fixture. Two pack total lumens is 11,388LM.

3. Data is for single fixture. Two pack total wattage is 100.2W.

4. Search first 6-digits of the model # followed by '##' on the DLC QPL...Ex. '545981##' to view DLC qualified SKUs.

ST Series

4' VersaStrip Light Two Pack  
Model# 54598142 | 5,694 Lumens | 50.1W | 113.6LPW | 4000K | DLC | 5-yr Warranty

CATALOG LOGIC | PART# DECODER<sup>1,2,3</sup>

ST-4-55-840-MV-D (Model # 54598142)

ST

Series

ST  
Strip  
Light

4FT

Size

4FT  
4' Length

5500LM

Lumens<sup>3</sup>

5500LM  
Nominal  
Lumens

8

CRI

8  
80CRI  
(minimum)

40K

CCT

40K  
4000K

MV

Voltage

MV  
Multi Voltage  
(120-277V)


D

Dimming

D  
0-10V  
Dimming


Notes:  
1. This product is not configurable, only designated 'Stock' SKUs are available.  
2. Decoder is to help clarify Catalog Logic|Part # configurations only (see Stock & Rapid Ship Ordering Information for available SKUs).  
3. Lumen values shown are nominal (see Stock Ordering Information or Photometric Details sections for additional performance details).

AVAILABLE STOCK ACCESSORIES  
(must be ordered separately)



Occupancy Sensor (field installed)


Catalog Logic/PT#	Model #	Description
N/A	90600121	Multi-Volt Occupancy Sensor with Daylight Sensor
OS-ST-01	90600647	Motion Sensor, Parallel, Twin Strip Configuration Only




Emergency LED Driver/BBU<sup>1</sup>  
BBU field installed G2-no dimming

Catalog Logic/PT#	Model #	Description
EMA25FY-170 (G2)	70112202 <sup>1</sup>	Square, 25W, IP rated, 90 minutes
EMUFO-40170-YY (G2)	70114401 <sup>1</sup>	Round, 40W, IP rated, 90 minutes


Notes:  
1. BBU's certified in CA Title 20 MAEDBS. (search by BBU cat logic/PT#, Ex. 'EMA40FY-170')




Adjustable Linking Bracket




L Linking Bracket




T Linking Bracket




Parallel Linking Bracket 3 Fixtures




Cross Linking Bracket



Continuous Linking Bracket\*




Parallel Linking Bracket 2 fixtures\*




Plastic Cover\*

Optional Brackets


Catalog Logic/PT#	Model #	Description
BR-ST-AL-01	90600652	Adjustable Linking Bracket
BR-ST-LL-01	90600648	L Linking Bracket
BR-ST-TL-01	90600649	T Linking Bracket
BR-ST-PL-01	90600650	Parallel Linking Bracket 3 Fixtures
BR-ST-CL-01	90600651	Cross Linking Bracket
BR-ST-CLB	90600737	Continuous Linking Bracket *1 Included with fixture
BR-ST-PLB	90600738	Parallel Linking Bracket 2 Fixtures *2 Included with fixture
BR-ST-PC	90600739	Plastic Cover *2 Included with fixture



Continuous linking bracket snaps into place for 8 foot continuous mounting  
Model # 90600737



Brackets snap into place for parallel mounting  
Model # 90600738



Snap on bracket covers for wiring protection  
Model # 90600739

## ST Series

4' VersaStrip Light Two Pack

Model# 54598142 | 5,694 Lumens | 50.1W | 113.6LPW | 4000K | DLC | 5-yr Warranty

### MISCELLANEOUS PRODUCT SPECS & DETAILS

#### Load Information

<b>Power Factor</b>	> 0.90
<b>THD</b>	< 20%
<b>Frequency</b>	50/60 Hz
<b>Sound Rating</b>	< 20 Dba
<b>Low Temp Start</b>	-20° C (-4° F)
<b>Max Temp</b>	45° C (113° F)
<b>Unit Weight</b>	7.3 lbs

#### Lumen Maintenance

<b>Ambient Temperature</b>	<b>TM-21 Lumen Maintenance (54,000 hours)</b>
25° C (77° F)	> 91.9%
<b>Ambient Temperature</b>	<b>TM-21 Theoretical L70 (hours)</b>
25° C (77° F)	224,000

#### Shipping Information\*

<b>Size</b>	<b>Unit Weight<sup>1</sup></b>	<b>Pallet<sup>2</sup> (48"l x 40"w x 69"h)</b>
(2) 4' unit	7.9 lbs	84 units per

1. Case pack weighs 22.6 lbs (2 units / per case pack).  
2. There are 84 case packs per pallet.

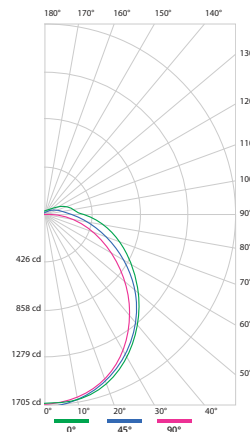
### PHOTOMETRIC DETAILS

#### Luminaire Data: ST-4-55-840-MV-D<sup>1</sup>

<b>IES File Name</b>	54598142.IES
<b>CCT &amp; CRI</b>	4000K, 80CRI minimum
<b>Initial Delivered Lumens</b>	5,694
<b>Wattage</b>	50.1W
<b>Efficacy</b>	113.6
<b>Beam Angle</b>	50% = 112.8° 10% = 169.9°
<b>Spacing</b>	0° = 1.28 90° = 1.22


1. Test Data based on single fixture.

#### Indoor Candela Plot



### QUICK CONNECTORS ALLOW FOR EASY INSTALLATION

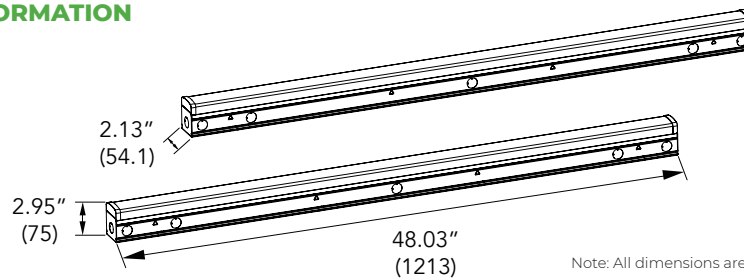
#### Easy Installation



### MULTIPLE CONFIGURATIONS



### KEY DIMENSIONAL INFORMATION



Note: All dimensions are shown in inches (millimeters).