

**CANLESS DOWNLIGHT**  
4 CCT COLOR PREFERENCE® | 0-10V DIMMING  
WITH INTEGRATED J-BOX

**KEY FEATURES**

- ETiSSL's patented Color Preference with 4 Selectable CCTs (3000K, 3500K, 4000K, 5000K)
- 90+ CRI (JA8 Title 24 Compliant) , 50+ R9, High R13 values
- IC Rated for maximum thermal management
- 0-10V dimming down to 10%—quiet and flickering free
- Wet location rated

**SPECIFICATIONS**

**Construction**

- Durable die-cast aluminum housing design for maximum thermal management and performance
- Suitable for IC or Non-IC applications
- Matte white finish, baffle trim. Two trim rings included (White, Black)

**Optics**

- Polycarbonate diffused lens
- Smooth, uniform light distribution

**Installation**

- Two low-profile spring retention clips for a secure fit—no need for a separate recessed housing or junction box
- Field select one of four CCTs at installation with an integral switch located on back of lamp. Factory set to 3000K.
- Integrated electrical box with knockout holes on top and side for wiring

**Electrical**

- >50,000 hour LEDs at L70 for reduced maintenance
- Operates at 120-277V, 50/60 Hz
- 0-10V dimming, down to 10%
- ETi SSL's patented 4 CCT COLOR PREFERENCE® allows for easy field-adjustable color temperature selection with switch
- Lumen Packages: 800 lumens (5/6")  
3000 lumens (8/10")

**Warranty**

5-Year Standard Warranty. See terms at: [ETiSSL.com/warranty/](https://ETiSSL.com/warranty/)

DATE:	PROJECT:
TYPE:	NOTES:
CATALOG #:	



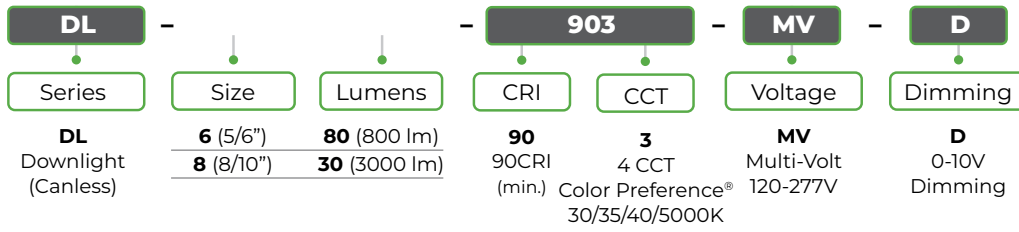
KEY DATA	
Lumen Range	925 – 3261
Wattage Range	12.2 – 28.9
Efficacy Range (LPW)	74 – 118
Reported Life (Hours)	L70 / >50,000
Input Current (mA)	110

**Certifications & Test Data**

- Built to UL standards and have the appropriate UL labels and information on product
- Wet location
- Adheres to LM63, LM79, LM80 and TM21 industry standards for photometric, lumen maintenance and lifetime calculations
- ENERGY STAR® rated (See Page 3 for search info.)
- Product can be used to comply with California Title 24 Efficiency Standards
- JA8 Title 24 Compliant
- Driver rated for FCC part 15 Class B for use in residential or commercial applications
- IC Rated for direct contact with insulation
- Suitable for use in clothes closets when installed in accordance with the NEC 410.16 spacing requirements



CATALOG LOGIC



Notes:





1. Factory set at 3000K. Installing contractor responsible for ensuring desired CCT is selected during installation.

STOCK ORDERING INFORMATION (typical 2-3 day shipment lead time)<sup>1</sup>

Catalog Part Number	Order Number	Description (Dia)	Case QTY	CRI	CCT (SCP)	Watts (Nom.)	Lumen Pkg	Delivered Lumens	LPW	Voltage	Dim	ENERGY STAR®
DL-6-80-903-MV-D	53192211	5/6" Canless Downlight	4	90+	3000K	14	800	925	74	120-277V	0-10V	Yes, Search 531922##
					3500K	14	800	1046	85			
					4000K	14	800	1095	90			
					5000K	14	800	1049	81			
DL-8-30-903-MV-D	53189111	8/10" Canless Downlight	4	90+	3000K	32	3000	2920	101	120-277V	0-10V	Yes, Search 531891##
					3500K	32	3000	3139	111			
					4000K	32	3000	3261	118			
					5000K	32	3000	3199	111			

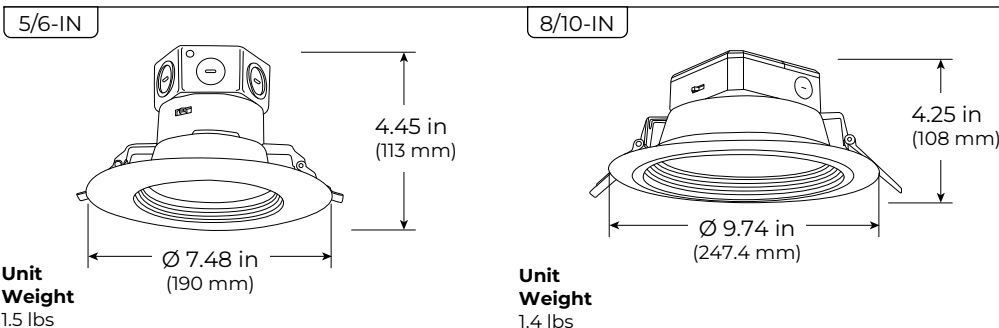
Notes: 1. Stock SKUs typically ship in 24-48 hours upon receipt of an approved released order  
2. For more delivered lumens and test data see pages 3, or visit ETISSL.com

AVAILABLE STOCK ACCESSORIES (must be ordered separately, field installed)

Catalog Part Number	Order Number	Description	Details	CA Title 20 MAEDBS (BBU)
EMA25FY-170	70112202-2	Square Emergency LED Driver BBU 25W, IP rated, 90 min (Compatible with 5/6" only)	 <a href="#">SPEC SHEET DOWNLOAD</a> (located on ETISSL.com)	Search: EMA25FY-170
EMUFO-25170-YY	70112201-2	Round Emergency LED Driver BBU 25W, IP rated, 90 min (Compatible with 5/6" only)	 <a href="#">SPEC SHEET DOWNLOAD</a> (located on ETISSL.com)	Search: EMUFO-25170-YY
BLD-AM08N	70101101	8W, IP Rated, 90 minutes, Square (Compatible with both 5/6" and 8/10")	 <a href="#">SPEC SHEET DOWNLOAD</a> (located on ETISSL.com)	Search: BLD-AM08N
DL-10TR	90600193	10" Trim Ring (for 8/10" luminaire only)	 <a href="#">PRODUCT PAGE</a> (located on ETISSL.com)	

Notes: 1. 5/6" Luminaire also compatible with: 70114402-2 (40W, IP rated, 90 minutes, Square) and 70114401-2 (40W, IP rated, 90 minutes, Round)

DIMENSIONS / DETAILS



PERFORMANCE / Data

Lumen Maintenance

<b>Ambient Temp.</b>	<b>TM-21 Lumen Maintenance (54,000 hours)</b>
25° C (77° F)	> 70.81%
<b>Ambient Temp.</b>	<b>TM-21 Theoretical L70 (hours)</b>
25° C (77° F)	55,000

Load Information

<b>Power Factor</b>	.90
<b>THD</b>	< 20%
<b>Frequency</b>	60 Hz
<b>Sound Rating</b>	18.6 dBA
<b>Low Temp Start / Max Temp</b>	-20° C (-4° F) / 45° C (113° F)

PHOTOMETRIC SAMPLES

5/6 IN  
IES

Luminaire Data: 5/6" at 3500K

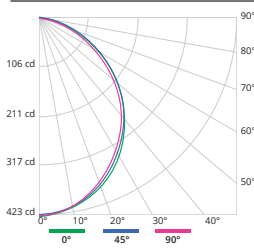
CCT & CRI	<b>3500K, 90+ CRI</b>
Delivered Lumens	<b>1046</b>
Wattage	<b>12.2W</b>
Efficacy	<b>85</b>
Beam Angle	<b>50%=103° 10%=150°</b>
Spacing	<b>0° = 1.22 90° = 1.18</b>

Photometric values based on tests performed in compliance with LM-63 & LM-79

Zonal Lumen Summary

Zone	Lumens	% Luminaire
0-30	210.73	31.50%
0-40	340.81	50.90%
0-60	573.39	85.60%
0-90	669.97	100.0%

Candela Plot



Candela Distribution

Angle	0°	90°
0	273	273
5	271	272
10	268	269
15	262	264
20	253	255
25	241	243
30	226	228
35	208	211
40	188	191
45	166	169
50	142	146
55	117	121
60	91	95
65	66	70
70	43	45
75	23	25
80	11	12
85	4.9	5.4
90	0.01	0

% Effective Ceiling Cavity Reflectance

Ceiling	80%		70%		50%		30%		10%		0%								
	70	50	30	10	70	50	30	10	50	30		10	50	30	10	0			
Wall	Zonal cavity method—Effective floor reflectance = 20%																		
RCR	Zonal cavity method—Effective floor reflectance = 20%																		
0	119	119	119	119	116	116	116	116	111	111	111	111	106	106	106	102	102	102	100
1	110	106	102	98	107	103	100	97	99	96	94	95	93	91	92	90	88	86	
2	101	93	87	81	98	91	85	80	88	83	79	84	80	77	81	78	75	73	
3	92	82	75	69	82	72	64	58	69	63	57	67	61	57	65	60	56	54	
4	85	73	65	59	76	65	56	50	62	55	50	61	54	49	59	53	49	47	
5	78	66	57	51	70	58	50	44	57	49	44	55	48	44	53	48	43	41	
6	72	59	51	44	65	53	45	39	52	44	39	50	44	39	49	43	38	37	
7	67	54	45	39	61	49	41	35	47	40	35	46	40	35	45	39	35	33	
8	62	49	41	35	57	45	37	32	44	37	32	42	36	31	41	36	31	29	
9	58	45	37	32	53	41	34	29	40	33	29	39	33	29	38	33	28	27	
10	55	42	34	29	40	33	29	25	38	33	28	38	33	28	33	28	27		

8/10 IN  
IES

Luminaire Data: 8/10" at 3500K

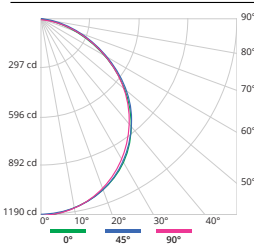
CCT & CRI	<b>3500K, 90+ CRI</b>
Delivered Lumens	<b>3139</b>
Wattage	<b>28.2W</b>
Efficacy	<b>111</b>
Beam Angle	<b>50%=108° 10%=154°</b>
Spacing	<b>0° = 1.26 90° = 1.24</b>

Photometric values based on tests performed in compliance with LM-63 & LM-79

Zonal Lumen Summary

Zone	Lumens	% Luminaire
0-30	917.85	29.20%
0-40	1496.83	47.70%
0-60	2597.51	82.80%
0-90	3137.86	100%

Candela Plot



Candela Distribution

Angle	0°	90°
0	1189	1189
5	1186	1181
10	1171	1160
15	1144	1130
20	1108	1089
25	1061	1040
30	1005	982
35	939	912
40	861	834
45	776	749
50	683	658
55	585	562
60	482	461
65	374	356
70	262	250
75	151	144
80	58	53
85	18	18
90	0.1	0.1

% Effective Ceiling Cavity Reflectance

Ceiling	80%		70%		50%		30%		10%		0%								
	70	50	30	10	70	50	30	10	50	30		10	50	30	10	0			
Wall	Zonal cavity method—Effective floor reflectance = 20%																		
RCR	Zonal cavity method—Effective floor reflectance = 20%																		
0	119	119	119	119	116	116	116	116	111	111	111	111	106	106	106	102	102	102	100
1	110	105	101	98	107	103	99	96	99	96	93	95	92	90	91	89	88	85	
2	100	92	86	80	97	90	84	79	87	82	78	84	79	76	81	77	74	72	
3	91	81	73	67	89	80	72	67	77	71	65	74	69	64	72	67	63	61	
4	84	72	64	57	82	71	63	57	68	61	56	66	60	55	64	59	55	52	
5	77	65	56	49	75	63	55	49	61	54	49	59	53	48	58	52	48	45	
6	71	58	49	43	69	57	49	43	55	48	43	54	47	42	52	46	42	40	
7	66	53	44	38	64	52	44	38	50	43	38	49	42	37	48	42	37	35	
8	62	48	40	34	60	48	40	34	46	39	34	45	38	34	44	38	33	31	
9	58	44	36	31	56	44	36	31	43	35	30	41	35	30	40	35	30	28	
10	54	41	33	28	53	40	33	28	39	32	28	38	32	28	38	32	27	26	