

**RETROFIT DOWNLIGHTS**  
3 CCT COLOR PREFERENCE®  
WITH E26 SOCKET ADAPTER

**KEY FEATURES**

- These 90+ CRI fixtures use ETi SSL's patented Color Preference with 3 Selectable CCTs across two CCT package options: 2700K/3000K/4000K or 3000K/4000K/5000K
- Included E26 base makes retrofit installation easy and efficient
- Triac dimming down to 10%—quiet and flickering free
- Wet location rated
- Clean, tight-fitting integrated LED trim freshens up old fixtures
- IC Rated for maximum thermal management

**SPECIFICATIONS**

**Construction**

- Durable die-cast aluminum housing design for maximum thermal management and performance
- Matte white finish, baffle trim.

**Optics**

- High impact, polycarbonate lens is regressed and convex giving it the appearance of a traditional lamp
- Smooth, uniform light distribution

**Installation**

- Two low-profile spring retention clips for a secure fit (included on 4", available as an accessory on the 5/6")
- Field select one of five CCTs at installation with an integral switch located on back of lamp. Factory set to 2700K.
- Easy to install—simply twist E26 base into existing socket

**Electrical**

- >50,000 hour LEDs at L70 for reduced maintenance
- Operates at 120V, 60Hz
- Triac dimming, down to 10%\*
- ETi SSL's patented 3 CCT COLOR PREFERENCE® allows for easy field-adjustable color temperature selection with switch

\* Always consult dimmer manufacturer for proper use, installation and compatibility (some dimmers may require a neutral in the wall box).

**Warranty**

5-Year Standard Warranty. See terms at: [ETISSL.com/warranty/](https://ETISSL.com/warranty/)

KEY DATA	
Lumen Range	651.6 – 853
Wattage Range	8.14 – 9.45
Efficacy Range (LPW)	69 – 97
Reported Life (Hours)	L70 / >50,000
Input Current (mA)	85

DATE:	PROJECT:
TYPE:	NOTES:
CATALOG #:	

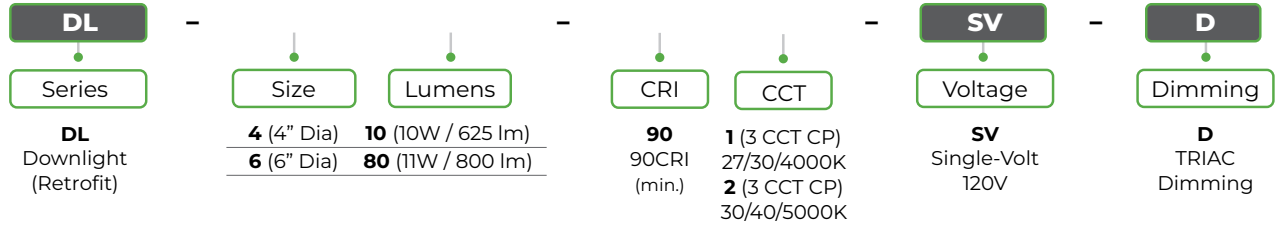


**Certifications & Test Data**

- Built to UL standards and have the appropriate UL labels and information on product (See Page 3 for search info.)
- Wet location
- Adheres to LM63, LM79, LM80 and TM21 industry standards for photometric, lumen maintenance and lifetime calculations
- ENERGY STAR® rated (See Page 3 for search info.)
- California Appliance Efficiency Regulations—Title 20.
- Driver rated for FCC part 15 Class B for use in residential or commercial applications
- IC Rated for direct contact with insulation
- Suitable for use in clothes closets when installed in accordance with the NEC 410.16 spacing requirements



CATALOG LOGIC



Notes: 1. Factory set at the lowest CCT. Installing contractor responsible for ensuring desired CCT is selected during installation.

STOCK ORDERING INFORMATION (typical 2-3 day shipment lead time)<sup>1</sup>

Catalog Part Number	Order Number	Description (Dia)	Case QTY	CRI	CCT (3CP)	Watts (Nom.)	Lumen Pkg	Delivered Lumens	LPW	Voltage	Dim	ENERGY STAR®
DL-4-10-901-SV-D	53185142	4" Retrofit 27/30/4000K	4	90+	2700K	10	625	652	69	120V	TRIAC	Yes, Search 531851##
					3000K	10	625	689	74			
					4000K	10	625	846	92			
DL-4-10-902-SV-D	53185143	4" Retrofit 30/40/5000K	4	90+	3000K	10	625	689	74	120V	TRIAC	Yes, Search 531851##
					4000K	10	625	846	92			
					5000K	10	625	853	91			
DL-6-80-901-SV-D	53186401	5/6" Retrofit 27/30/4000K	4	90+	2700K	11	800	820	96	120V	TRIAC	Yes, Search 531864##
					3000K	11	800	807	95			
					4000K	11	800	821	97			
DL-6-80-902-SV-D	53186311	5/6" Retrofit 30/40/5000K	4	90+	3000K	11	800	807	95	120V	TRIAC	Yes, Search 531863##
					4000K	11	800	821	97			
					5000K	11	800	760	93			

Notes: 1. Stock SKUs typically ship in 24-48 hours upon receipt of an approved released order  
2. For more delivered lumens and test data see pages 3, or visit ETISSL.com

AVAILABLE STOCK ACCESSORIES FOR 4" Downlight<sup>1</sup> (must be ordered separately, field installed)



Order Number	Description	Details	CA Title 20 MAEDBS (BBU)
70112202-2 (EMA25FY-170)	Square Emergency LED Driver BBU 25W, IP rated, 90 min	<a href="#">SPEC SHEET DOWNLOAD</a> (located on ETISSL.com)	Search: EMA25FY-170
70112201-2 (EMUFO-25170-YY)	Round Emergency LED Driver BBU 25W, IP rated, 90 min	<a href="#">SPEC SHEET DOWNLOAD</a> (located on ETISSL.com)	Search: EMUFO-25170-YY
70101101 (BLD-AM08N)	8W, IP Rated, 90 minutes, Square	<a href="#">SPEC SHEET DOWNLOAD</a> (located on ETISSL.com)	Search: BLD-AM08N

Notes: 1. BBU accessories for 4" fixtures only.

AVAILABLE STOCK ACCESSORIES FOR 5/6" Downlight<sup>1</sup> (must be ordered separately, field installed)



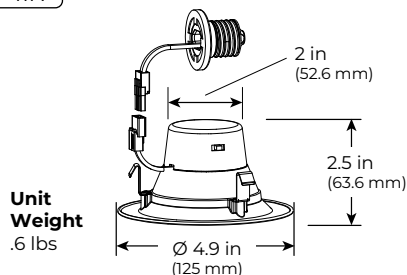
Order Number	Description	Details
953186311-B01	Torsion Spring Kit for COLOR PREFERENCE® Recessed Downlights	

Notes: 1. Torsion Spring Kit accessory for 5/6" fixtures only.

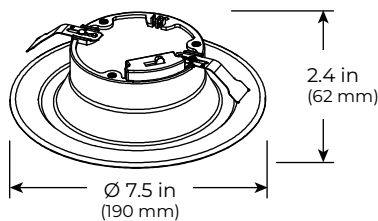
DIMENSIONS / DETAILS

4IN

6IN



Unit Weight  
.6 lbs



Unit Weight  
.9 lbs

Factory settings:

2700K 3000K | 4000K or  
3000K 4000K | 5000K  
(lowest option)

PERFORMANCE / Data

Lumen Maintenance

Ambient Temp.	TM-21 Lumen Maintenance (54,000 hours)
25° C (77° F)	4"=58%   5/6"=78%
Ambient Temp.	TM-21 Theoretical L70 (hours)
25° C (77° F)	4"=50,000   5/6"=54,000

Load Information

Power Factor	>.90
THD	< 20%
Frequency	60 Hz
Sound Rating	4" = 20 dBA, 5/6" = 16 dBA
Low Temp Start / Max Temp	-20° C (-4° F) / 45° C (113° F)

PHOTOMETRIC SAMPLES

4IN

Luminaire Data: 4" at 3000K

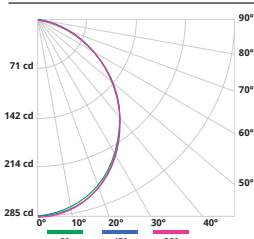
CCT & CRI	3000K, 90+ CRI
Delivered Lumens	688.5
Wattage	9.35W
Efficacy	73.63
Beam Angle	50%=101° 10%=148°
Spacing	0° = 1.22 90° = 1.20

Photometric values based on tests performed in compliance with LM-63 & LM-79

Zonal Lumen Summary

Zone	Lumens	% Luminaire
0-30	215	31.2%
0-40	346.09	50.3%
0-60	585.19	85%
0-90	687.23	99.8%

Candela Plot



101°

Candela Distribution

Angle	0°	90°
0	284	284
5	283	285
10	278	280
15	269	271
20	258	260
25	244	246
30	227	229
35	210	211
40	190	192
45	169	171
50	146	147
55	122	123
60	96	98
65	71	72
70	47	47
75	25	25
80	9	8
85	3	2
90	1	0

% Effective Ceiling Cavity Reflectance

Ceiling	80%		70%		50%		30%		10%		0%								
	70	50	30	10	70	50	30	10	50	30	10	0							
Wall	0																		
RCR	Zonal cavity method—Effective floor reflectance = 20%																		
0	119	119	119	119	116	116	116	116	111	111	111	111	106	106	106	102	102	102	100
1	110	106	102	98	107	103	100	97	99	96	94	95	95	93	91	92	90	88	86
2	101	93	87	82	98	91	86	81	88	83	79	85	81	77	73	82	78	75	73
3	92	83	75	69	90	81	74	68	78	72	67	75	70	66	63	73	68	65	63
4	85	74	65	59	83	72	64	59	70	63	58	67	62	57	54	65	60	56	54
5	78	66	57	51	76	65	57	51	63	56	50	61	55	50	47	59	54	49	47
6	72	60	51	45	71	59	51	45	57	50	44	55	49	44	41	54	48	44	42
7	67	54	46	40	66	53	45	40	52	45	39	50	44	39	35	49	43	39	37
8	63	50	41	36	61	49	41	36	48	40	35	46	40	35	31	45	39	35	33
9	59	46	38	32	57	45	37	32	44	37	32	43	36	32	28	42	36	32	30
10	55	42	34	29	54	42	34	29	41	34	29	40	33	29	25	39	33	29	27

6IN

Luminaire Data: 5/6" at 3000K

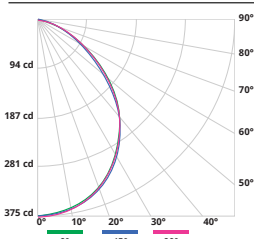
CCT & CRI	3000K, 90+ CRI
Delivered Lumens	806.72
Wattage	8.5W
Efficacy	94.91
Beam Angle	50%=95.4° 10%=142.1°
Spacing	0° = 1.22 90° = 1.20

Photometric values based on tests performed in compliance with LM-63 & LM-79

Zonal Lumen Summary

Zone	Lumens	% Luminaire
0-30	268.33	34.70%
0-40	429.59	55.50%
0-60	688.24	89%
0-90	773.48	100%

Candela Plot



95°

Candela Distribution

Angle	0°	90°
0	351	351
5	349	349
10	344	342
15	334	332
20	322	318
25	305	301
30	284	279
35	257	251
40	226	220
45	192	186
50	156	151
55	120	116
60	85	83
65	54	54
70	32	32
75	19	19
80	11	11
85	4.2	4.3
90	0	0

% Effective Ceiling Cavity Reflectance

Ceiling	80%		70%		50%		30%		10%		0%								
	70	50	30	10	70	50	30	10	50	30	10	0							
Wall	0																		
RCR	Zonal cavity method—Effective floor reflectance = 20%																		
0	119	119	119	119	116	116	116	116	111	111	111	111	106	106	106	102	102	102	100
1	111	107	103	100	108	104	101	98	100	97	95	96	94	92	93	93	91	89	87
2	102	95	89	84	99	93	87	83	89	85	81	86	82	79	83	80	77	75	73
3	94	85	77	72	92	83	76	71	80	74	70	77	73	69	75	71	67	65	63
4	87	76	68	62	84	75	67	61	72	66	61	70	64	60	68	63	59	57	55
5	80	68	60	54	78	67	60	54	65	59	53	63	57	53	62	56	52	50	48
6	74	62	54	48	73	61	53	48	59	52	47	58	52	47	56	51	47	45	43
7	69	57	48	43	68	56	48	43	54	47	42	53	47	42	52	46	42	40	38
8	65	52	44	38	63	51	44	38	50	43	38	49	42	38	48	42	38	36	34
9	60	48	40	35	59	47	40	35	46	39	35	45	39	34	44	38	34	33	31
10	57	44	37	32	56	44	37	32	43	36	32	42	36	31	41	35	31	30	28