

### Key Features & Benefits:

- Housing:
  - 5VA UV protected fiberglass housing
  - Silicone perimeter gasket
  - Stainless steel mounting brackets
- Lens:
  - Clear 100% impact modified acrylic
  - UV stabilized lens
  - Clear polycarbonate clips
- Gear Trey:
  - Pre-painted cold rolled steel
  - Easy access for quick installation
  - Secured with stainless steel wire
- Long Life:
  - 10 year warranty (12 hour run times)
  - 7 year warranty (24 hour run times)
- Ingress IP66 - Suitable for Wet Locations
- Control Options:
  - Photocell
  - Occupancy
- Emergency Capable
- 1/2" NPT / M20 Fittings on Both Sides



Project: \_\_\_\_\_ Date: \_\_\_\_\_

Catalog #: \_\_\_\_\_

Notes: \_\_\_\_\_



### Electrical Data:

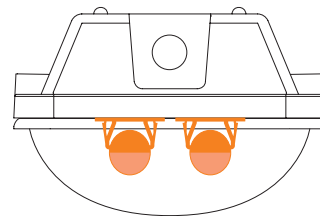
#### Light Specifications:

Lumen Output: Up to 3,372 Lumens  
 Efficacy (lm/W): Up to 134 Lumens per Watt  
 Kelvin: 3000K, 3500K, 4000K, 5000K  
 Color Rendering Index (CRI): >82  
 Rated Life: > 80,000 hrs

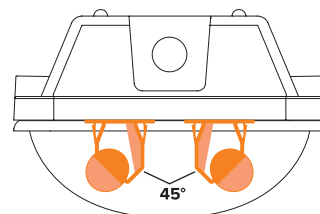
#### Driver Data:

Input Voltage: 120-277 VAC  
 Input Power: 26W  
 Input Current @ 120V: 0.217 Amps  
 Input Current @ 240V: 0.108 Amps  
 Input Current @ 277V: 0.093 Amps  
 Total Harmonic Distortion (THD): <10%  
 Power Factor: >0.99  
 Operating Temperature: -4 ~ 122°F

Double Ti  
Normal Distribution



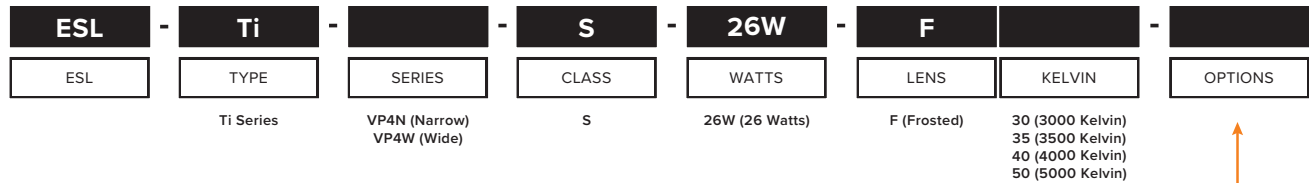
Double Ti  
Wide Distribution



**Catalog Data:**

	ITEM#	WATTS	LUMEN OUTPUT	EFFICACY (lm/W)	KELVIN	DLC QPL CODE
<b>NORMAL</b> DISTRIBUTION	ESL-TI-VP4N-S-26W-F30	26W	3,228	130	3000K	PCWERJMG
	ESL-TI-VP4N-S-26W-F35	26W	3,264	131	3500K	PMA793H6
	ESL-TI-VP4N-S-26W-F40	26W	3,300	132	4000K	PPF6QF0N
	ESL-TI-VP4N-S-26W-F50	26W	3,372	134	5000K	PKTIXDD8
<b>—WIDE—</b> DISTRIBUTION	ESL-TI-VP4W-S-26W-F30	26W	3,228	130	3000K	N/A
	ESL-TI-VP4W-S-26W-F35	26W	3,264	131	3500K	N/A
	ESL-TI-VP4W-S-26W-F40	26W	3,300	132	4000K	N/A
	ESL-TI-VP4W-S-26W-F50	26W	3,372	134	5000K	N/A

**Ordering Guide:** Example Part Number: **ESL-Ti-VP4N-S-26W-F40**



**Additional Options:**

- ESL-4OCC-LDD Photocell/Occupancy Sensor for Standard Mounting, Dip Switch, 0-10v
- ESL-REM-100 Remote for 2OCC-HDD, 3OCC/B, 4OCC-LDD, 8OCC
- ESL-EMG-2DC-9W Emergency Backup, DC, 9 Watts
- ESL-CS3W-6\* Cord Set, White, 3 wire, 6 foot
- ESL-CS3W-6P\* Cord Set, White, 3 wire, 6 foot, Standard Plug
- ESL-CS3W-6TL\* Cord Set, White, 3 wire, 6 foot, Twist lock Plug
- ESL-CS3W-12\* Cord Set, White, 3 wire, 12 foot
- ESL-CS3W-12P\* Cord Set, White, 3 wire, 12 foot, Standard Plug
- ESL-CS3W-12TL\* Cord Set, White, 3 wire, 12 foot, Twist lock Plug
- ESL-SPD-277-1 Surge Protector; (100-277 VAC)
- ESL-480V-SD01 480 Volt Step Down Transformer
- ESL-VP-CM-VP4X Direct Mount to the Ceiling for the 2',4',8' Narrow and Wide Body Fixture - 2 per
- ESL-VP-45DM-VP4X 45 Degree Mount for the 2',4',8' Narrow and Wide Body Fixture - 2 per
- ESL-VP-PM-VP4X Pendant Mount 3/8" Standard - 2 per
- ESL-VP-CH-VP4X Chain Hang CT-Bail - 2 per
- ESL-VPSS Stainless Steel Latches (2'=6 latches) (4' =8 latches) (VPHB' =12 latches)

\*Other lengths and black cord available upon request

**Dimensions:**

