

Key Features & Benefits:

- Quick Connect Technology
 - No need to worry about shunted or non-shunted tombstones
 - Extremely fast installation
 - No power through the pins
 - Power through the cord
- Interchangeable End Caps – Designed to Work With any Tombstone
 - G13 (Standard)
 - Fa8 (Single Pin)
 - R17D (HO)
- Long Life 80,000 Hours (L70)
 - 10 year warranty (12 hour run times)
 - 7 year warranty (24 hour run times)
- Universal Input 120-277V; 50/60Hz External Driver
- Glass Free
- Vibration and Impact Resistant
- No UV Emission
- Suitable for Dry and Damp Locations
- Optional 0-10v Dimming




Project: _____

Date: _____

Catalog #: _____

Notes: _____



Electrical Data:

Light Specifications:

Lumens Per Lamp: Up to 2,750 Lumens
 Efficacy (lm/W): Up to 125 Lumens per Watt
 Kelvin: 3000K, 3500K, 4000K, 5000K
 Color Rendering Index (CRI): >82
 Rated Life: > 80,000 hrs

Driver Data:

Input Voltage: 120-277 VAC
 Output Power: 22W
 Input Current @ 120V: 0.183 Amps
 Input Current @ 240V: 0.092 Amps
 Input Current @ 277V: 0.079 Amps
 Total Harmonic Distortion (THD): <10%
 Operating Temperature: -4 ~ 122°F

Catalog Data:

ITEM#	WATTS	LUMEN OUTPUT	EFFICACY (lm/W)	KELVIN
ESL-Ti-5-S-22W-1L-F30	22W	2,684	122	3000K
ESL-Ti-5-S-22W-1L-F35	22W	2,706	123	3500K
ESL-Ti-5-S-22W-1L-F40	22W	2,728	124	4000K
ESL-Ti-5-S-22W-1L-F50	22W	2,750	125	5000K

Ordering Guide:

ESL	Ti	5	S	22W	1L	F	
ESL	TYPE	LENGTH	CLASS	WATTS	LAMP	LENS	KELVIN
	Ti Series	5 (Five Feet)	S	22W (22 Watts)	1L (One Lamp) 2L (Two Lamp) 3L (Three Lamp) 4L (Four Lamp)	F (Frosted)	30 (3000 Kelvin) 35 (3500 Kelvin) 40 (4000 Kelvin) 50 (5000 Kelvin)


Endcap Options:

ENDCAP
ENDCAP

ESL-Ti-G13*
ESL-Ti-Fa8
ESL-Ti-HO

*Standard endcap

Alternate Ti Options:



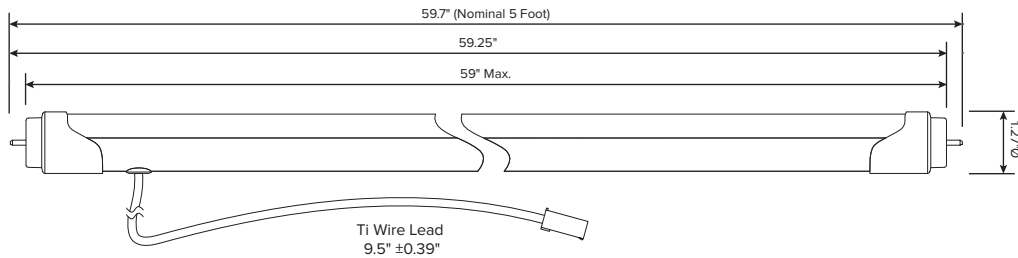
2L Output

3L Output

4L Output

Dimensions:

Ti:



Driver:

