

Key Features & Benefits:

- Built-In Active PFC function
- High Efficiency
- Waterproof (IP67)
- Constant Current / 0-10V Dimming
- Clock Dimming(CLK) / CP Dimming
- Protection: OVP, SCP, OTP
- UL Type TL, Type HL



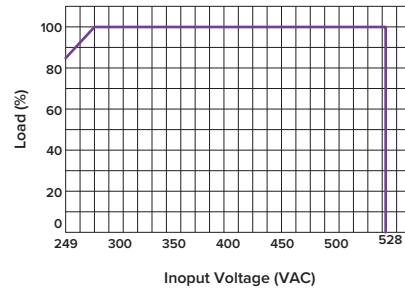
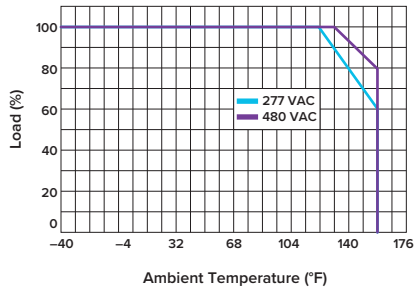
Project: _____ Catalog#: _____ Date: _____
Notes: _____



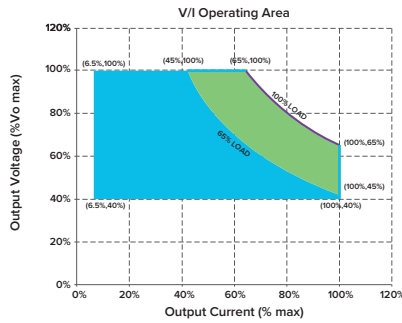
ESL-DMG-150W-HV-OPMA-XX-YYYY*		800 [†]	1050 [†]	1500 [†]	2100 [†]	3000 [†]	4200	6000 [†]
Input	Efficiency (120 VAC) <small>Note.1</small>	89.0%	88.0%	88.0%	87.0%	87.0%	86.0%	85.0%
	Efficiency (230 VAC) <small>Note.1</small>	91.0%	90.0%	90.0%	89.0%	89.0%	88.0%	87.0%
	Voltage Range (VAC) <small>Note.2</small>	249 - 528						
	Rated Input Voltage (VAC) <small>Note.2</small>	277 - 480						
	Frequency Range (Hz)	47 ~ 63						
	Power Factor	0.96(Typical), 0.94(minimum) at 480 VAC, >0.9 with 60%~100% load, at 277~480 VAC						
	THD	<15% with 80%~100% load, at 277~480 VAC; <20% at 277~480 VAC/60Hz input ,60%~100% load						
	AC Current (Typ.)	0.72A Max. at 277 VAC						
	Inrush Current (Typ.)	65A at 480 VAC input 77°F Cold Start (time wide=500uS, measured at 50% Ipeak, not applicable for the inrush current to noise filter for less than 0.2ms)						
	Leakage Current (Max.)	0.75mA at 480 VAC/60Hz input						
Output	Rated Output Voltage (V)	188-283	143-214	100-150	71-107	50-75	36-54	25-38
	Output Voltage Range (V) <small>Note.4</small>	112-283	86-214	60-150	43-107	30-75	21-54	15-38
	Rated Current (mA)	530-800	700-1050	1000-1500	1400-2100	2000-3200	2800-4200	4000-6000
	Output Current Range (mA)	53-800	70-1050	100-1500	140-2100	200-3200	280-4200	400-6000
	Rated Power (W)	150W (max)						
	Output Current Set Range	6.5%I _{o_max} - 100%I _{o_max}						
	Constant Power Output Set Range	65%I _{o_max} - 100%I _{o_max}						
	Ripple Current (PK / AV) / AV	10% of I _{o_max} . ((PK-AV) /AV) with LED default mode and full load)						
	Current Tolerance	±5%						
	Line Regulation	±1%						
	Load Regulation	±3%						
	Turn on Delay Time	2s(typ.), measured at 277 VAC input						
	Dimming Control	12 VDC Output Voltage (VDC)	10.8Vmin.~13.2Vmax.					
12 VDC Output Current (VDC)		0mA~20mA max.						
1~10V / DMI+ Voltage		Absolute maximum voltage -10Vmin~20Vmax						
1~10V / DMI+ Short Current		280uA~450uA (DIM+=0)						
DIMMING FUNCTION		Default 1-10V dimming mode; other dimming modes set to PWM/Clock Dimming(CLK) by software configuration						
Protection	Over Voltage (V)	350	280	200	140	100	70	50
	Short Circuit	No damage.The power supply shall be self-recovery when the fault is removed. Protection type: Constant current limiting.						
	Over Temperature	Protection Type: Resumable mode.when the inside temperature of PSU rise to 212°F(Typ.), decreases output current, returning to normal afterover temperature is removed.						
Environment	Operating Temperature	-40~+158°F (Refer to "Derating Curve")						
	Tcase	190.4°F Max						
	Operating Humidity	20~95%RH, non-condensing						
	Storage Temperature (Humidity)	-40~+185°F, 10-95%RH						
	Temperature Coefficient	0.03% / °F (32 - 122°F)						
Vibration	10~500Hz, 5G 12min/cycle, period for 72 min. each along X, Y, Z axes							
Safety & EMC	Safety Standard	UL8750,UL1012, CSA 250.13						
	Withstand Voltage	I/P-O/P:3.75KVAC I/P-FG:1.875KV O/P-FG:1.5KV						
	Isolation Resistance	I/P-O/P, I/P-FG, O/P-FG:100M Ohms/500 VDC/77°F/70%RH						
	EMC Emission	Conducted Emission: FCC PART15 Class A, Radiated Emission: FCC PART15 Class A						
	EMC Immunity	EN61000-4-2,3,4,5,6,8,11, EN61000-4-5: Line to Neutral: ±6kV ; Line to GND: ±6kV ; Neutral to GND: ±6kV. IEEC / ANSI C62.41.2 Transient Surge Requirements, combi wave 2 ohm source impedance.						
Others	MTBF	300,000 Hours,measured at full load,77°F ambient temperature						
	Lifetime	>=100 KHrs lifetime (continuous) at Tcase = 65°F, >=50 KHrs lifetime (continuous) at Tcase = 75°F						
	Dimension (LxWxH)	9.66" L x 2.66" W x 1.46" H						
	Weight	2.31lbs						
* XX = Output Voltage / YYYY = Output Current		Note.1: Measured at full load and steady-state temperature in 77°F ambient(Efficiency will be about 2% lower if measured immediately after startup); Note. 2: Derating may be needed underlow input voltages , Please Refer to 'Derating Curve'; Note. 3: All parameters NOT specially mentioned are measured at 480 VAC input , rated load and 77°F of ambient temperature ; Note. 4:refer to V/I curve						

[†]These products are not stocked. Contact factory for lead times.

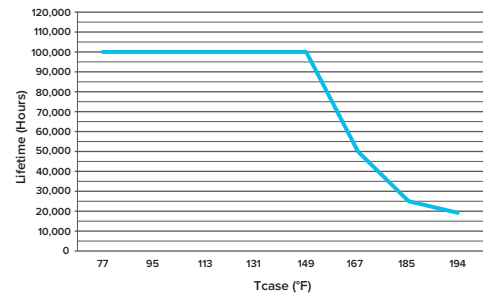
Derating Curve:



V/I Curve:



Life Time vs. Tcase (Ref.):



Dimensions:

