

# Compact Distribution Units

## CDU50 - 50-Amp

### Portable Jobsite Power



#### Standard Features:

- cETLus listed for use in U.S. and Canada
- NEMA 3R in-use - Outdoor Version
- NEMA 1 - Indoor Version
- Simplified One-Hand Carrying
- Reduced operational footprint
- Anti-nuisance tripping design
- Less maintenance vs traditional 50A PDU's
- Twice the electrical outlets of traditional PDU's
- Multiple panel configurations allow receptacle customization
- Stackable Design
- Patented enclosure design
- Patented open neutral protection
- Custom color and labeling available
- Product customization available upon request

#### Market Applications:

- Construction
- Rental
- Entertainment and Events
- Power Generation
- Maintenance
- Petrochemical
- Utility
- Emergency Power
- Ship Building and Maintenance



NEMA 3R In-Use Cover  
Input and Feed-Thru on Same Side



UL943 5th Edition, Self-Testing  
GFCI Receptacles  
UL1640 Patented Open Neutral  
Protection Relays



NEMA 1 Indoor Version  
Without In-Use Covers and Legs

# Compact Distribution Units

## CDU30 - 30-Amp

### Portable Jobsite Power



### Standard Features:

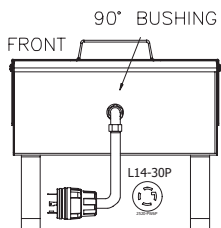
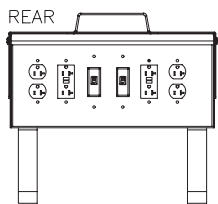
- cETLus listed for use in U.S. and Canada
- NEMA 3R in-use - Outdoor Version
- NEMA 1 - Indoor Version
- Simplified handling, one hand carry
- Reduced operational footprint
- Anti-nuisance tripping design
- Less maintenance vs traditional 50A PDU's
- Stackable Design
- Patented enclosure design
- Patented open neutral protection
- Product customization available upon request

### Market Applications:

- Construction
- Power Generation
- Maintenance
- Petrochemical
- Utility
- Emergency Power
- Ship Building
- Aviation
- Mining

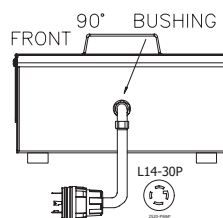
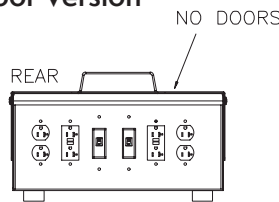


### Outdoor Version



CDU30-3R-A

### Indoor Version



CDU30-1-A



Stackable Design  
30 & 50-Amp Units

# Selection Guide

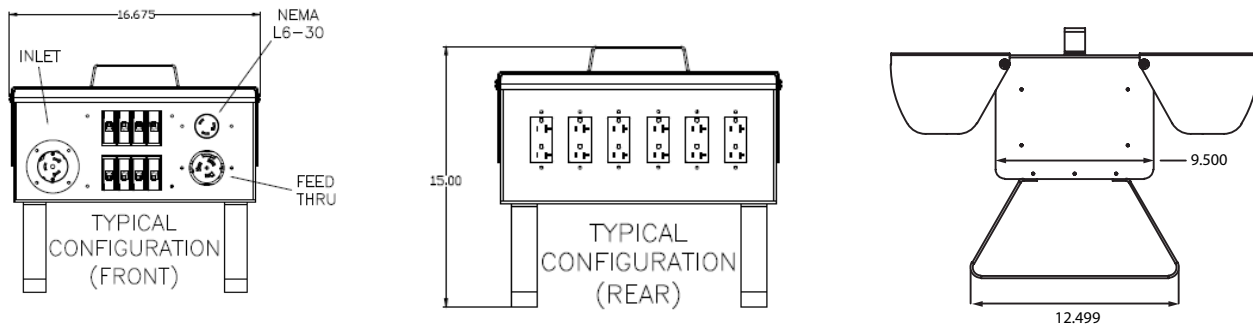
## Main Features

| Part Number            | Input Power     | Environmental Rating | Input                  | Receptacles  | Circuit Breakers            | Open Neutral Protection | Daisy Chain Feed-thru |
|------------------------|-----------------|----------------------|------------------------|--|-----------------------------|-------------------------|-----------------------|
| <b>CDU50 50A Units</b> |                 |                      |                        |  |                             |                         |                       |
| CDU50-3R-A             | 50 Amp 125/250V | NEMA 3R              | CS6375                 | (6) NEMA 5-20 GFCI Duplex, (1) L6-30                                     | (6) 20A 1P, (1) 30A 2P      | Yes                     | CS6369                |
| CDU50-3R-B             | 50 Amp 125/250V | NEMA 3R              | CS6375                 | (3) NEMA 5-20 GFCI Duplex, (1) L6-30, (3) NEMA 5-20 GFCI Duplex w/USB    | (6) 20A 1P, (1) 30A 2P      | Yes                     | CS6369                |
| CDU50-3R-C             | 50 Amp 125/250V | NEMA 3R              | CS6375                 | (4) NEMA 5-20 GFCI Duplex, (1) L6-30                                     | (4) 20A 1P, (1) 30A 2P      | Yes                     | CS6369                |
| CDU50-3R-D             | 50 Amp 125/250V | NEMA 3R              | CS6375                 | (4) NEMA L5-20 Single, (1) L6-30   | (4) 20A 1P GFCI, (1) 30A 2P | Yes                     | CS6369                |
| CDU50-3R-E             | 50 Amp 125/250V | NEMA 3R              | CS6375                 | (6) NEMA 5-20 GFCI Duplex, (1) L6-30                                     | (6) 20A 1P, (1) GFCI 30A 2P | Yes                     | CS6369                |
| CDU50-1-A*             | 50 Amp 125/250V | NEMA 1               | CS6375                 | (6) NEMA 5-20 GFCI Duplex, (1) L6-30                                     | (6) 20A 1P, (1) 30A 2P      | No                      | CS6369                |
| CDU50-1-B*             | 50 Amp 125/250V | NEMA 1               | CS6375                 | (3) NEMA 5-20 GFCI Duplex, (1) L6-30, (3) NEMA 5-20 GFCI Duplex w/USB    | (6) 20A 1P, (1) 30A 2P      | No                      | CS6369                |
| CDU50-1-C*             | 50 Amp 125/250V | NEMA 1               | CS6375                 | (4) NEMA 5-20 GFCI Duplex, (1) L6-30                                     | (4) 20A 1P, (1) 30A 2P      | No                      | CS6369                |
| <b>CDU30 30A Units</b> |                 |                      |                        |  |                             |                         |                       |
| CDU30-3R-A             | 30 Amp 125/250V | NEMA 3R              | L14-30 Plug w/6' cable | (2) NEMA 5-20 Duplex Rcpts, Protected by (2) NEMA 5-20 GFCI Duplex Rcpts | (2) 20A 1P                  | Yes                     | N/A                   |
| CDU30-1-A*             | 30 Amp 125/250V | NEMA 1               | L14-30 Plug w/6' cable | (2) NEMA 5-20 Duplex Rcpts, Protected by (2) NEMA 5-20 GFCI Duplex Rcpts | (2) 20A 1P                  | No                      | N/A                   |

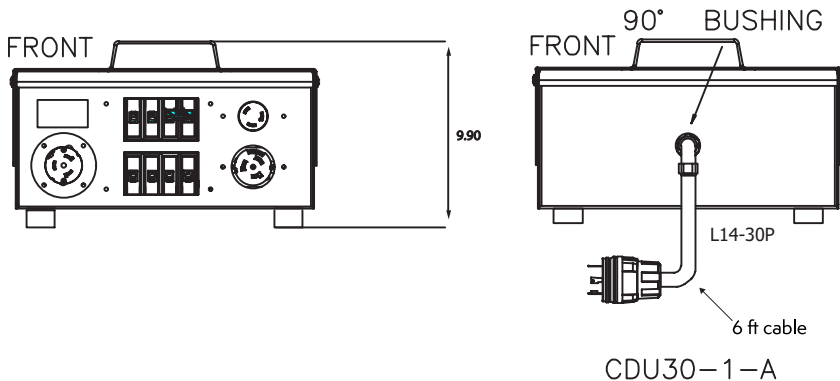
\* Without legs. Indoor version does not require open neutral protection.

## Dimensions - CDU50 & CDU30 Outdoor and Indoor Versions, with and without Legs.

### Outdoor



### Indoor



## Accessories

| Part Number                                 | Description  |
|---|--|
| <b>20 Amp Cordsets</b>                      |  |
| 123B  | Commercial Grade 50ft of 12/3 SJTW Cable, Pri & Sec NEMA 5-15 Lighted          |
| 123D  | Commercial Grade 100ft of 12/3 SJTW Cable, Pri & Sec NEMA 5-15 Lighted         |
| 123B-TT                                     | Commercial Grade 50ft of 12/3 SJTW Cable, Pri & Sec NEMA 5-15 Lighted Tri-Tap  |
| 123D-TT                                     | Commercial Grade 100ft of 12/3 SJTW Cable, Pri & Sec NEMA 5-15 Lighted Tri-Tap |
| <b>30 &amp; 50 Amp Cordsets</b>             |  |
| 104ASO                                      | 25FT of 10/4 SOOW Cable W/L14-30 Watertight Plug and Connector                 |
| 104BSO                                      | 50FT of 10/4 SOOW Cable W/L14-30 Watertight Plug and Connector                 |
| 104DSO                                      | 100FT of 10/4 SOOW Cable W/L14-30 Watertight Plug and Connector                |
| 2520P103A                                   | 25FT of 10/3 SOOW CABLE W/ L6-30 Industrial Grade Plug & Connector             |
| 2520P103B                                   | 50FT of 10/3 SOOW CABLE W/ L6-30 Industrial Grade Plug & Connector             |
| 63ASO                                       | 25FT of 6/3+8/1 SOW/SOOW Cable, 50A, CS6365-P & CS6364-C                       |
| 63BSO                                       | 50FT of 6/3+8/1 SOW/SOOW Cable, 50A, CS6365-P & CS6364-C                       |
| 63DSO                                       | 100FT of 6/3+8/1 SOW/SOOW Cable, 50A, CS6365-P & CS6364-C                      |
| <b>30A &amp; 50A Receptacle Assemblies</b>  |  |
| SR30  | 30A, NEMA L14-30 Receptacle w/Metal Weatherproof Box and 21" #10 leads         |
| SR50  | 50A, CS6369 Receptacle w/Metal Weatherproof Box and 21" #6 leads               |
| <b>50A Y Adapter</b>                        |  |
| 63YSTW                                      | 50A Cordset Y Adapter  |
| <b>Cable and Hose Protection- TuffTraxx</b> |  |
| CP5-36-ID                                   | 5 Channel Tufftraxx, Industrial Duty, Cable & Hose Protectors                  |



123B/123D



123B-TT/123D-TT



104ASO/104BSO/104DSO



2520P103A/2520P103B




63ASO/BSO/DSO



SR30/SR50



63YSTW



CP5-36-ID



**ERICSON**  
SAFETY IS OUR STANDARD

Ericson Manufacturing Company  
4323 Hamann Parkway  
Willoughby, OH 44094, USA



1-800-374-2766  
info@ericson.com  
L1000854A