


Project: _____
 Part#: _____
 Type: _____

T5 Type A+B LED Tube



The EnVision T5 is available in a Type A+B hybrid, allowing to be plugged in with a ballast, or a bypass double ended installation. With a lumen efficiency of 133lm/w, replicate the lumen output of a fluorescent. EnVision's T5 has an added protective film cover to shatterproof the new T5 giving it a safety feature superior to other tubes in the market.

Applications:

- Fluorescent Retrofitting
- New Construction
- Warehouse Lighting
- Commercial Lighting

Product Information:

- Increase energy savings
- Use of Sanan LED chips to ensure reliability
- Film protectant for extra shatter protection (food industry OK)
- Non-Dimmable

Additional Details:

- Base: Mini Bi-Pin G5
- Voltage: 120-277V
- Frequency: 50/60Hz
- CRI: >80
- Beam Spread: 300°
- THD: <20%
- Dimensions: 46" x 0.74"
- IP Rating: Damp Location

Why pick the EnVision T8?:

- Average life (L70) of 50,000 hours with chips that are tested with LM-79 and LM-80 compliance
- T5 Bulb is tested 120 hours before being boxed and shipped
- Light beam spread replicates the same look as a fluorescent, but with improved light output and efficiency
- T5 Bulb is 133lm/w while other comparisons in the market are 130lm/w
- 5 Year Limited Warranty

LED - T5 - DF - 4 FT - 24 W - Color

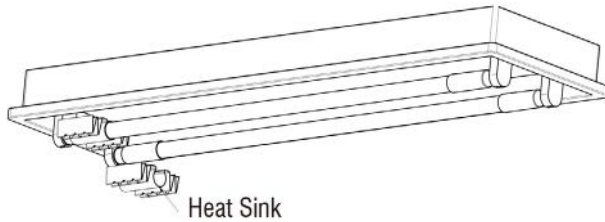
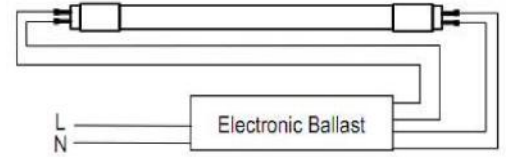
1
2
3
4

1	Product	2	Feet	3	Watt	4	Color
LED-T5-DF	T5 Glass + PC Coating Ballast Double Sided or AC Direct	4FT	4 Feet	24w	24w / 3,200lm	40K	4000K 50K 5000K

Specs and model numbers are subject to change with or without notice

Type A (With Ballast) Installation Guide:

- Step 1:** Switch-off power to the luminaire.
- Step 2:** Remove diffuser (if provided).
- Step 3:** Remove the existing fluorescent lamps from the luminaire.
- Step 4:** Install the LED tube lamp.
- Step 5:** Put the heat sink on the end where marked with heat sink label.
- Step 6:** Install diffuser (if removed in Step 2).
- Step 7:** Switch on power to the luminaire.



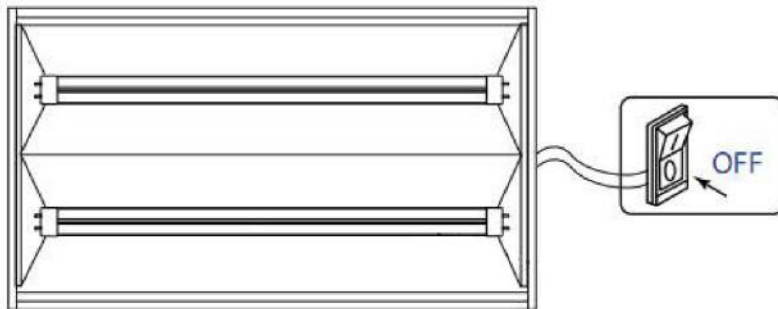
Heat Sink



Note: Before installation, check specifications for the most current ballast compatibility list. If not compatible, insert LED tubes according to type B installation instructions listed below and on page 3

Type B (Double Sided Bypass) Installation Guide:

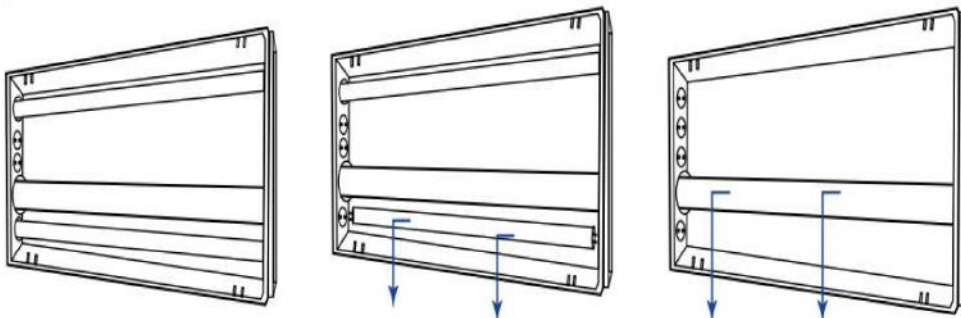
Step 1: DISCONNECT POWER TO LUMINAIRE



Disconnect power to luminaire or circuit (if possible). Ensure all power is OFF by using a voltmeter or other approved method to confirm.

Step 2: REMOVE EXISTING TUBE LAMP(S)

- a. Remove troffer lens, if present.
- b. Remove existing fluorescent tube by rotating one-quarter turn and slide lamp(s)
- c. Remove ballast cover (Cover may be secured with screws or tabs).

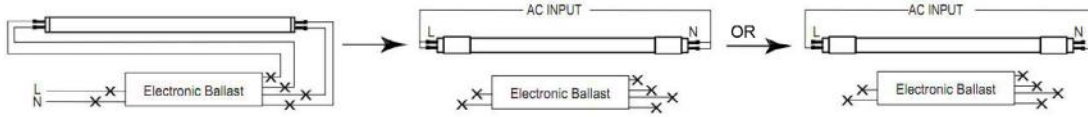


Type B (Double Sided Bypass) Installation Guide Continued:

a. RETROFIT LUMINAIRE

- Retrofit luminaire with one lamp and one electronic ballast

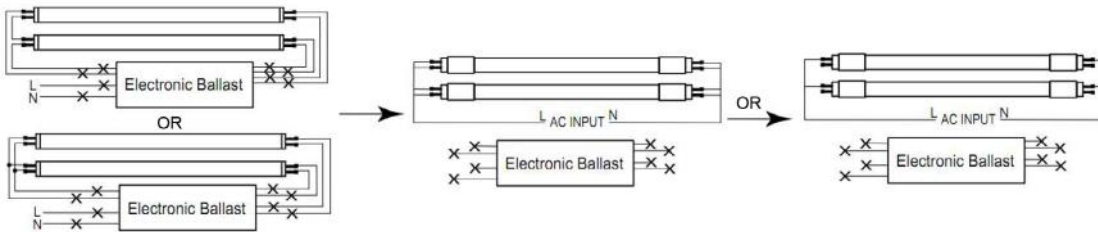
Disconnect the wires between ballast according to the figure below.



b. RETROFIT LUMINAIRE

- Retrofit luminaire with two lamps and one electronic ballast

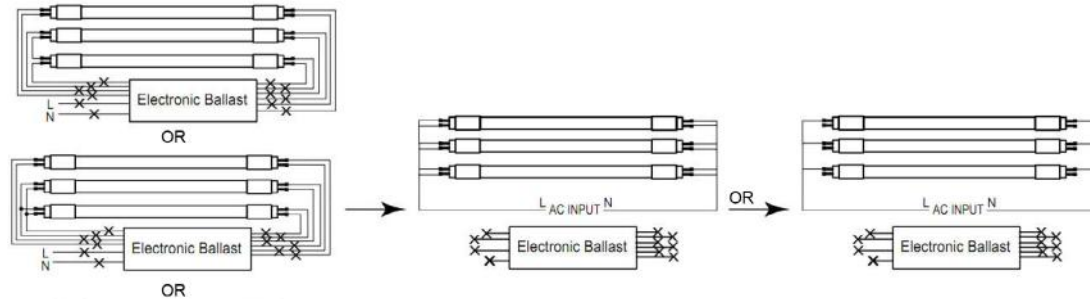
Disconnect the wires between ballast according to the figure below.



c. RETROFIT LUMINAIRE

- Retrofit luminaire with three lamps and one electronic ballast

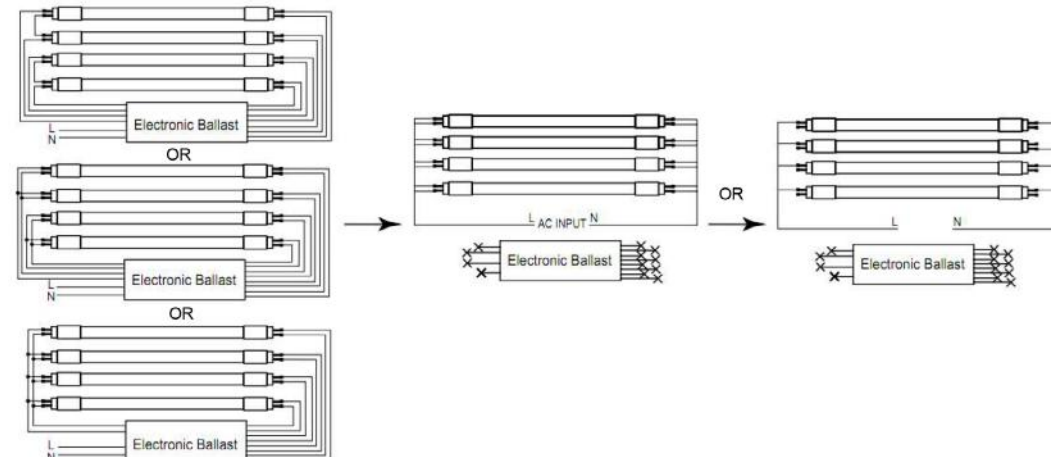
Disconnect the wires between ballast according to the figure below.



d. RETROFIT LUMINAIRE

- Retrofit luminaire with four lamps and one electronic ballast

Disconnect the wires between ballast according to the figure below.



Ballast Compatibility

RISK OF FIRE!: Check the ballast compatibility list before installing this retrofit kit to the fixtures with electronic ballast. DO NOT install this kit to the fixture if the ballast is not in the list. In this instance, please bypass the ballast or confirm with the supplier.

Brand	Model No.
KEYSTONE	KTEB-228-1-TP-PH-SL/B
KEYSTONE	KTEB-113-1-TP-SN-MB/A
KEYSTONE	CAT.NO.KTEB-221PS-1-TP/A
PROLINE(GE)	GE28T5/2-120-RES
PROLINE(GE)	GE21T5-120-RES
PROLINE(GE)	GE28T5/2-120-RESL
OSRAM	QHE 2X54T5HO/UNV PSN
OSRAM	QHE2X28T5/UNV PSN
ESPEN	VE454MVHRP11088
ESPEN	VE254MVHRP11101
ACT	ACT4M54PSUNV
HOWARD	EP2/54HO/PRS/MV/W/MC
PLUSRITE	BAF254PS/MV
PLUSRITE	BAF454PS/MV
ROBERTSON	PSU228T51203P20210
ACCUST5ART	B254PUNV-D
PHILIPS ADCANCE	ICN-2S54-T
PHILIPS ADCANCE	ICN-2S54-90C-T
PHILIPS ADCANCE	ICN-4S54-90C-2LS-G