


4" Regressed Downlight

5 CCT Selectable: 27/30/35/40/50K
3WD: Warm Dimmable



Detail Specification:

- IP65 Wet Location Rated
- CRI 93 COB LED Chip, R9>50
- 120V Driver
- 40° Beam Angle
- Operating Temperature: 0°F ~ +113°F
- PF >0.9
- Cut Out Dimension: 4-1/4"
- Triac and ELV Dimmable down to 5%

Application:

- Residential or Commercial Downlighting
- New Construction or Remodel use
- General recessed lighting

Product Information:

- 5CCT Selectable: 27/30/35/40/50K
- Select-a-trim: White round trim included with optional trims available
- SnapTrim Canless: Spring clips with remote j-box eliminates can
- Optional emergency backup that delivers full lumens in EM mode available
- L70 @ 50,000 hours lumen maintenance

Mounting:

- No can needed in remodel applications, tension clip springs clamp into 1/2" to 1.5" thick ceiling
- Pre-wired junction box with circuit wiring built in (3 in / 3 out)
- New construction rough-in plate or mounting plate with joist bars available

Certifications:

- ETL Listed for USA and CA
- Energy Star Certifies
- IC Rated and ASTM-E283 Air-Tight
- CA Title 24 JA8-2019 CEC Listed
- FCC CFR 47, FCC Part 15, Subpart B:2017
- 5 Year EnVision LED Limited Warranty

Whats Included:

- LED Module
- Junction Box
- Cut Out Template
- Mounting Screws
- Installation Guide

LED-DLJBX-4RG-15W-
1 2

Color - Trims - Accessory - EMB - Warranty
3 4 5 6 7

1 Product

LED-DLJBX-4RG

2 Size/Watts

4-15W 4 Inch
15W / 1,100 lm

3 Color

5CCT 27/30/35
40/50K
3WD 3000-1800K

4 Trims

WH-R White Round
WH-SQ White Square
BLK-R Black Round
BLK-SQ Black Square
BZ-R Bronze Round
BZ-SQ Bronze Square

5 Accessory

(Blank) None
CUNV Universal Mounting Plate
C4-JBX-RI 4" Rough In Plate
EXT-6 6' Extension Cable
EXT-10 10' Extension Cable

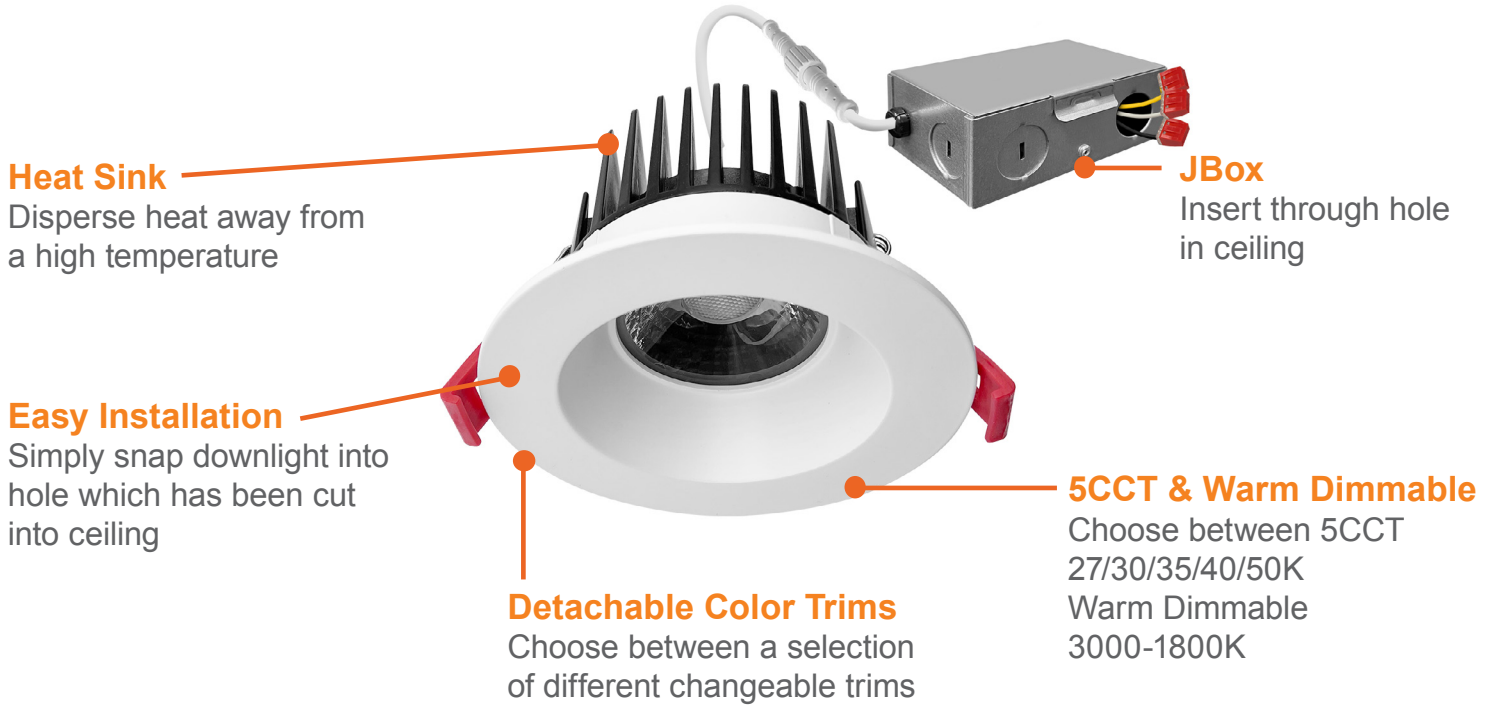
6 EMB

(Blank) None
EMB Emergency Backup

7 Warranty

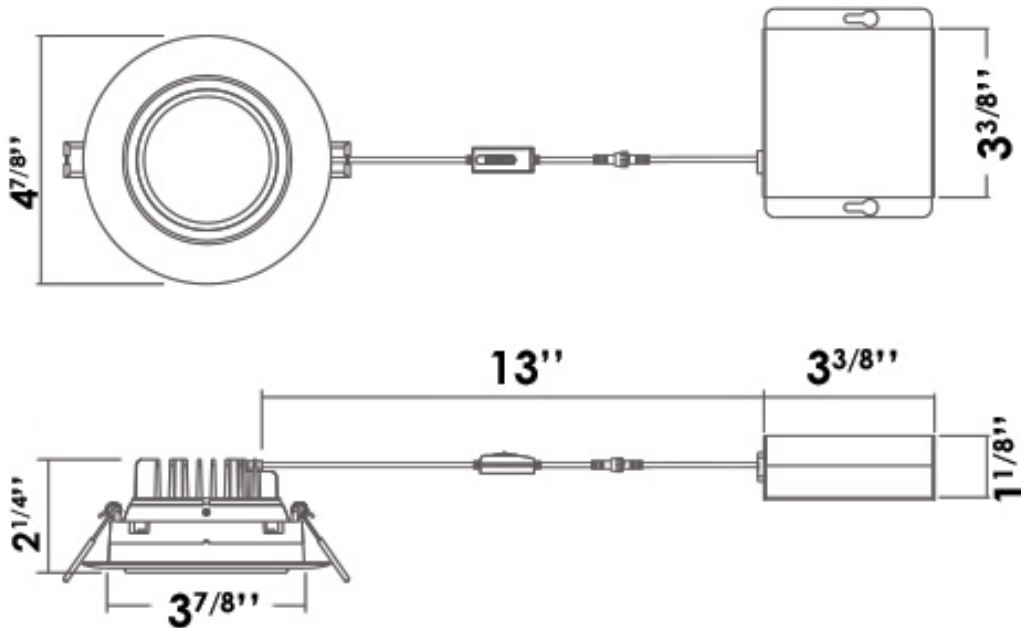
(Blank) 5 Years (incl.)
10YR 10 Years

Specs and model numbers are subject to change with or without notice.



Hole Cut Size **4^{3/8}" (105-108mm)**

DIMENSIONS




Specs and model numbers are subject to change with or without notice.


OPTIONAL ACCESSORIES




LED-EMB-25W-HV-0/10V




6' / 10' Extension Cable




CUNV-NC-ICAT
Universal Pre-Mounting Plate
 5 3/10" x 14 1/2"



C4-JBX-RI
4" Rough In Plate
 6 1/2" x 13 1/4"



C6-JBX-RI
6" Rough In Plate
 8 1/2" x 17 1/4"



C8-JBX-RI
8" Rough In Plate
 10 1/2" x 26"

Canless LED Downlight Accessories

Accessory	Description
CUNV-NC-ICAT	2" / 3" / 4" / 6" Universal Pre-Mounting New Construction Plate
C4-JBX-RI	4" Rough In Plate
C6-JBX-RI	6" Rough In Plate
C8-JBX-RI	8" Rough In Plate
JBX-EXT-6'-2PIN	6' Extension Cable for fixture to J-Box
JBX-EXT-10'-2PIN	10' Extension Cable for fixture to J-Box
JBX-EXT-6'-TRI	6' Extension Cable for fixture to J-Box
JBX-EXT-10'-TRI	10' Extension Cable for fixture to J-Box
LED-EMB-25W-HV-0/10V	Emergency Back Up For Interual Drivers (Works with all 0-10V Dim or <25W fixtures -Single Sided Flex-

DIMMER COMPATIBILITY

Brand	Series	Model	Load	Dimmability
Lutron	Ariadni	AYCL-153P	150W	OK
	Diva	DV-600PR	600W	OK
	Diva	DVCL-153P	150W	OK
	Maestro	MACL-153MH	600W	OK
	Maestro Wireless	MRF2-6CL	150W	OK
	Rotary	D-600P	600W	OK
	Electronic(ELV)	NTELV-300P	600W	OK
	Skylark	S-600P	600W	OK
	Skylark Contour	CT-600P	600W	OK
	Skylark Contour	CTCL-153P	150W	OK
	Toggler	TG-600P	600W	OK
	Toggler	TGCL-153P	150W	OK
Leviton	Sureslide	6633	600W	OK
	Sureslide Decora	6674	600W	20-100%
	Trimatron	6602	600W	20-100%
	ILLVMATECH	IPL06	600W	OK
Legrand	Adorne	ADTP703TU	700W	20-100%
	Harmony	H703PTW	700W	OK
Cooper	Aspire	9540	1000W	OK
	Devine	DAL06P	300W	OK