


Backlite-Line: LED Panels

5-CCT & 3-Power Selectable



| Regular Versions | | HL Versions | |
|------------------|--------|-------------|--------|
| WATT | LUMENS | WATT | LUMENS |
| 20 | 2,200 | 30 | 3,750 |
| 30 | 3,300 | 40 | 5,000 |
| 40 | 4,400 | 45 | 5,625 |
| 50 | 5,500 | 50 | 6,250 |
| | | 55 | 6,875 |
| | | 65 | 8,125 |

Detail Specifications:

- Finish: White, Custom finishes available
- IP Rating: Damp Location (IP44)
- 5CCT: 30/35/40/50/65K
- Beam Angle: 110°
- Chip: SMD 2835, R9 >50, CRI >80
- Operating Temperature: -40° - 114° F
- Lens: PS (polystyrene) Frosted, non-yellowing
- Housing: Iron
- Average life (L70) of 50,000 hours

Applications:

- General Indoor Lighting
- Utility & Storage
- Garage Structures
- Office and Meeting Rooms
- Education, Healthcare, Retail, Hospitality
- Commercial and Industrial

Product Information:

- Iron housing finished with corrosion free power coat
- Even light distribution
- Lightweight for easier installation
- Select-n-Switch Technology: 5-CCT + 3-Power Selectable

Driver Options:

- Standard EMB used:
 - 40W: 8W EMB ([LED-EMB-8W-HV-0-10V-2P](#))
 - 50W: 15W EMB ([LED-EMB-15W-HV-0-10V-2P](#))
- Higher wattage emb (up to 25W) available by request. Pricing will vary.

Mounting & Installations:

- Lay-in ceilings for 5/8" and 3/8" ceiling widths
- Built-in earthquake clips
- Optional 9' suspension kit available
- Optional surface mount, drywall kit available
- Use surface mount and suspension kit for an aesthetically pleasing design

Certifications:

- ETL Listed for USA and CA
- DLC Listed/ DLC Premium Listed (HL Versions)
- Approved for CA T24
- 5 Year Limited Warranty
- FCC CFR 47, GCC Part 15, Subpart B:2017

| Series | Sensor | Emergency | Driver ¹ | Whip |
|--|----------------------------------|-------------------------|-----------------------------------|-------------------------|
| LED-BPL-2X2-3M40-5CCT 20/30/40W | (blank) No Sensor | (blank) No Emergency | (blank) 120-277V | (blank) No Whip |
| LED-BPL-2X2-3M50-5CCT-HL 30/40/50W | BMS Bi-Level Motion | EMB Emergency | HV¹ 347-480V | -6FLX 6' Flex |
| LED-BPL-2X4-3M50-5CCT 30/40/50W | + Daylight Sensor (HD407VC-R) | Backup | Stepdown | |
| LED-BPL-2X4-3M65-5CCT-HL 45/55/65W | | | | |
| LED-BPL-1X4-3M40-5CCT 20/30/40W | | | | |



1. HV: High voltage is made to order.

| Optional Accessories (Order Separately) | | |
|--|---------------------------------|--|
| Suspension Kits | Surface Mount Kits ¹ | Drywall Kits |
| SK-9FT-ADJ-2 9' Suspension Kit | 2X2-SM-3" 3" Height | LED-PNL-2X2-FLNG Drywall Kit |
| CK-6FT-V 6' Chain | 2X4-SM-3" 3" Height | LED-PNL-2X4-FLNG Drywall Kit |
| Hanging Kit | 1X4-SM-3" 3" Height | LED-PNL-1X4-FLNG Drywall Kit |
| LED-PNL-2X4-SK 3.5' Suspension Kit, Works for All Sizes | | |

1. Custom height options available. Contact us.


Specs and model numbers are subject to change with or without notice. Customization of product is available.

FEATURES

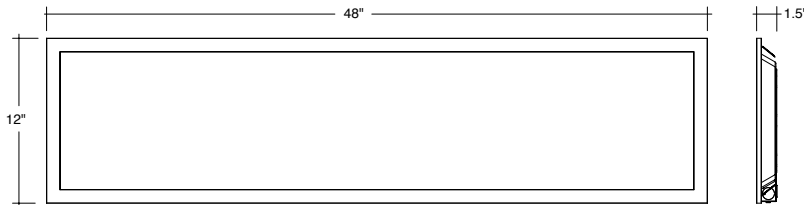


Sticky Slim Test Button
 Test button will be pre-installed to the flange of the fixture. No need for external junction box for test switch


Works for Drop Ceiling Flange, Surface Mount Application




DIMENSIONS



1X4



2X2

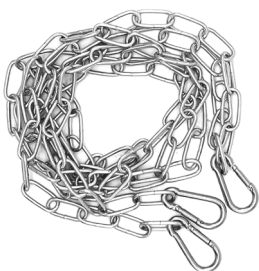


2X4

ACCESSORIES



SK-9FT-ADJ-2
LED-PNL-2X4-SK



CK-6FT-V

| Model | Voltage | Watts | Lumens | Color | CRI |
|--------------------------|----------|-----------|----------------|-----------------|-----|
| LED-BPL-2X2-3M40-5CCT | 120/277V | 20/30/40w | 2600/3900/4400 | 30/35/40/50/65k | >80 |
| LED-BPL-2X2-3M50-5CCT-HL | 120/277V | 30/40/50w | 3900/4400/5500 | 30/35/40/50/65k | >80 |
| LED-BPL-2X4-3M50-5CCT | 120/277V | 30/40/50w | 3900/4400/5500 | 30/35/40/50/65k | >80 |
| LED-BPL-2X4-3M65-5CCT-HL | 120/277V | 45/55/65w | 5625/6875/8125 | 30/35/40/50/65k | >80 |
| LED-BPL-1X4-3M40-5CCT | 120/277V | 20/30/40w | 2600/3900/4400 | 30/35/40/50/65k | >80 |

SUSPENSION KITS

| Accessory | Description |
|----------------|--|
| SK-9FT-ADJ-2 | 9' Suspension Kit |
| CK-6FT-V | 6' Chain Hanging Kit |
| LED-PNL-2X4-SK | 3.5' Suspension Kit, works for all sizes |

SURFACE MOUNT KITS


| Accessory | Description |
|-----------|---|
| 2X2-SM-3" | 2X2 Surface Mount Kit 3" Height for all Panels and Troffers |
| 2X4-SM-3" | 2X4 Surface Mount Kit 3" Height for all Panels and Troffers |
| 1x4-SM-3" | 1X4 Surface Mount Kit 3" Height for all Panels and Troffers |



1x4



2x2




2x4

DRYWALL KITS


| Accessory | Description |
|------------------|--|
| LED-PNL-2X2-FLNG | Flange (Drywall) Kit for Panels for all 2X2 Fixtures |
| LED-PNL-2X4-FLNG | Flange (Drywall) Kit for Panels for all 2X4 Fixtures |
| LED-PNL-1X4-FLNG | Flange (Drywall) Kit for Panels for all 1X4 Fixtures |



1x4



2x2



2x4