



# M-Line: Mini Area Lights


## 3-CCT & Power Selectable w/ Photocell



KN-Knuckle



TR-Trunion



WATT	LUMENS
15	2,100
30	4,200
35	4,900
50	7,000
60	8,400
70	9,800
80	11,200

### Detail Specifications:

- Finish: Bronze, White, Custom finishes available
- IP Rating: Wet Location
- Beam Angle: 120°
- CCT: 30/40/50K Selectable
- Chip: SMD 2835, R9 >50, CRI >80
- 3 Step MacAdam Ellipses
- Operating Temperature: -40° - 122° F
- Lens: PC Lens: Clear acrylic with optics
- Average life (L70) of 70,000 hours

### Applications:

- Dock and Loading
- Walkways & Pathways
- Parking Lots
- Hospitality, Multi-Family
- Outdoor Corridors
- General Outdoor Lighting
- Residential, Commercial and Industrial

### Product Information:

- Sturdy die-cast aluminum housing finished with corrosion free powder coat
- Photocell included on each fixture. Easy disconnect.
- 1.5' STJW 18.3 AWG cable whip included
- Select-n-Switch Technology
- Instant-On to full brightness

### Driver Options:

- UNV: 120-277V 0-10V Dimmable
- Built in 6Kv Surge Protector
- THD: <20% (+/-5% tolerance), PF >0.9, 50/60Hz

### Mounting & Installation:

- Two standard arms:
  - 1/2" Knuckle Mount
  - Trunion Mount
- Adjustable 180° arms

### Certifications:


- UL Listed for USA and CA
- DLC Premium Listed
- ROHS Compliant
- Approved for CA T24
- 5 Year Limited Warranty
- FCC CFR 47, GCC Part 15, Subpart B:2017

Series	Finish <sup>1</sup>	Bracket	Photocell
<b>LED-ARL-2P30-TRI</b> 15/30W • 2,100/ 4,200Lm	<b>BZ</b> Bronze	<b>KN</b> 1/2" Knuckle	<b>PC</b> Photocell
<b>LED-ARL-2P50-TRI</b> 35/50W • 4,900/ 7,000Lm	<b>WH</b> White	<b>TR</b> Trunion	is included.
<b>LED-ARL-3P80-TRI</b> 60/70/80W 8,400/9,800/11,200Lm	<b>BL</b> <sup>1</sup> Bronze <b>GRY</b> <sup>1</sup> Gray <b>CS</b> <sup>1</sup> Custom Color		Easy quick disconnect. (PC-3/4-3PIN-LV)



1. Standard quickship is bronze and white. Other colors are custom finishes.

Specs and model numbers are subject to change with or without notice.

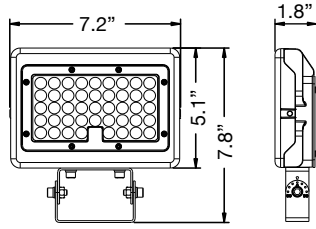
**FEATURES**



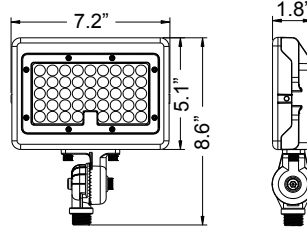
Aluminum Die-Cast



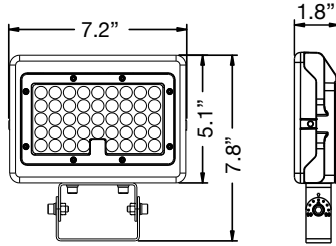
**3 Power Select**  
**3 CCT Selectable**



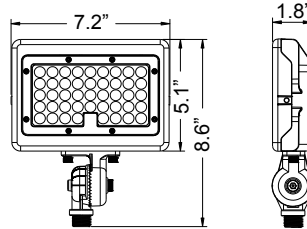
**Trunnion Bracket - 15W/ 30W**



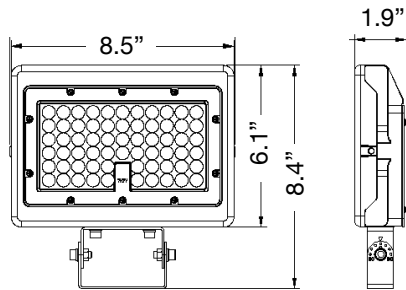
**Knuckle Bracket - 15W/30W**



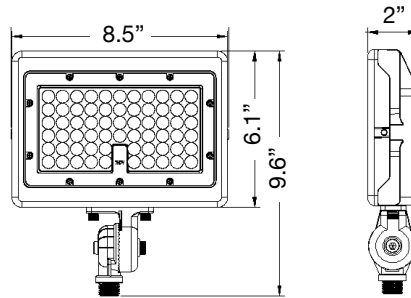
**Trunnion Bracket - 50W**



**Knuckle Bracket - 50W**



**Trunnion Bracket - 80W**



**Knuckle Bracket - 80W**

**30W 3-CCT Selectable**

Model	Voltage	Watts	Lumens	Color	CRI
LED-ARL-2P30-TRI-BZ-TR-PC	120-277V	15/30w	2,100/4,200	30/40/50k	>80
LED-ARL-2P30-TRI-BZ-KN-PC	120-277V	15/30w	2,100/4,200	30/40/50k	>80
LED-ARL-2P30-TRI-WH-KN-PC	120-277V	15/30w	2,100/4,200	30/40/50k	>80

**50W 3-CCT Selectable**

Model	Voltage	Watts	Lumens	Color	CRI
LED-ARL-2P50-TRI-BZ-TR-PC	120-277V	35/50w	4,900/7,000	30/40/50k	>80
LED-ARL-2P50-TRI-WH-TR-PC	120-277V	35/50w	4,900/7,000	30/40/50k	>80
LED-ARL-2P50-TRI-BZ-KN-PC	120-277V	35/50w	4,900/7,000	30/40/50k	>80
LED-ARL-2P50-TRI-WH-KN-PC	120-277V	35/50w	4,900/7,000	30/40/50k	>80

**80W 3-CCT Selectable**

Model	Voltage	Watts	Lumens	Color	CRI
LED-ARL-3P80-TRI-BZ-KN-PC	120-277V	60/70/80w	8,400/9,800/11,200	30/40/50k	>80
LED-ARL-3P80-TRI-WH-KN-PC	120-277V	60/70/80w	8,400/9,800/11,200	30/40/50k	>80
LED-ARL-3P80-TRI-BZ-TR-PC	120-277V	60/70/80w	8,400/9,800/11,200	30/40/50k	>80