

DATE

PROJECT NOTES

LED tape light connector for secure and easy installation. Secure 12mm-wide tape light to wire or to another length of tape light.

- Secure screw-down connection to tape light and/or to wire
- Clear casing for nearly seamless continual light – no dark spots between connections
- Connect Tape-to-Tape, Tape-to-Wire splice, and jumper connections
- 5 year warranty



Diode LED	Model	Series	Type	Quantity
DI	TB12	CONN	TTT	(see below)
		90		
		6JPR		
		60JPR		
TB12	CONN	TTW	(see below)	
	60SPL			

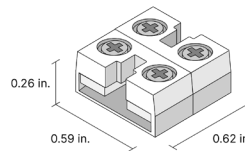
Warranty	5 year warranty
Voltage	12 - 24VDC
Max Amperage	12V - 5A / 24V - 4A
Wire Gauge	16 AWG - 20 AWG
Included Accessories	3M adhesive tape
Environment ¹	Indoor
Ambient Temperature	-4° - 122°F (-20° - 50°C)

Example: DI-TB12-CONN-TTW-25 = Diode LED 12mm Terminal Block Connector, Tape-to-Wire, Quantity of 25

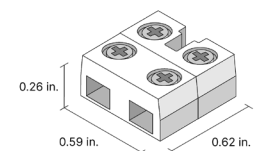
QUANTITIES AVAILABLE

	1	5	25	25B
CONN	Y	Y	Y	Y
90	Y	Y	Y	Y
6JPR	Y		Y	Y
60JPR	Y		Y	Y
60SPL	Y		Y	Y

DI-TB12-CONN-TTT (Tape-to-Tape)



DI-TB12-CONN-TTW (Tape-to-Wire)




DI-TB12-60SPL (60 in.) Splice Wire (Tape-to-Wire)

DI-TB12-6JPR (6 in.) Jumper Cable (Tape-to-Tape)

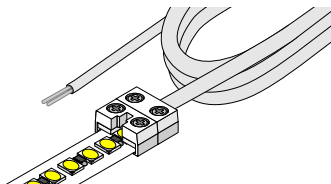
Recommended Tape Lights

- Valent[®] X

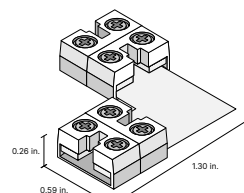


Recommended Channels

- Slim
- Square
- 45°
- 1 Inch Mud-In
- 2 Inch Mud-In
- 20mm Round
- 20mm Square
- Dome
- Recessed
- Sconce
- 16mm



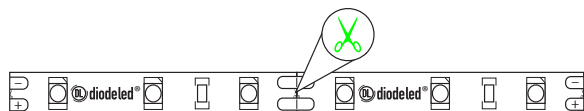
DI-TB12-90-TTT (Tape-to-Tape) 12mm 90 Degree Tape-to-Tape Connector



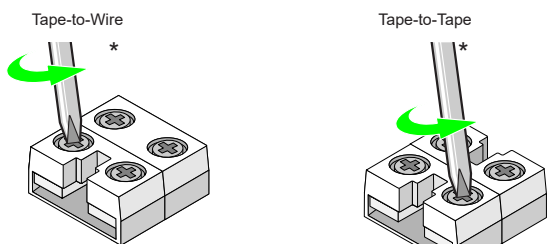
INSTALLATION

1 CUT TAPE LIGHT

Cut at line indicated with scissors icon.

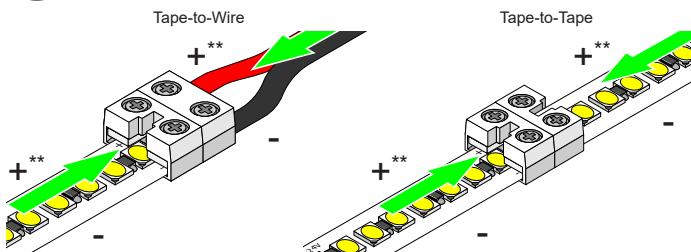


2 LOOSEN TERMINAL



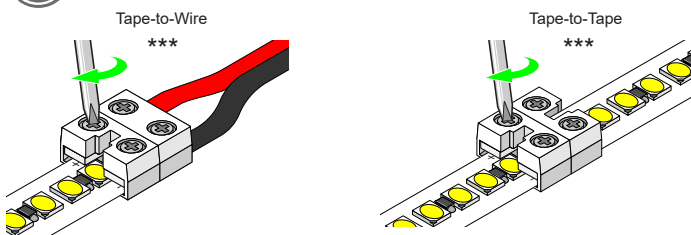
*Size #0, or mini Phillips screwdriver recommended

3 INSERT TAPE LIGHT AND WIRE



** Ensure polarity matches on both sides of connector

4 FASTEN TERMINAL



ADDITIONAL INFORMATION

- LOW VOLTAGE TAPE LIGHT Installation Guide

SAFETY / WARNINGS / DISCLOSURES

1. Install in accordance with national and local electrical code regulations.
2. This product is intended to be installed and serviced by a qualified, licensed electrician.
3. Only install with a Class 2 DC Constant Voltage LED driver.
4. Only use copper wiring. Use wires rated for at least 176°F (80°C) and certified for use with external connection of electrical equipment.
5. Each maximum run requires a dedicated power feed from the driver. Do not extend beyond the recommended maximum run length.
6. Tape light, attached wire leads, and additional extension cables, connectors, etc., are not rated for in-wall installation unless otherwise noted. Tape light and attached wire leads are field-cuttable.
7. Ensure applicable wire is installed between driver, fixture, and any controls in-between. When choosing wire, factor in voltage drop, amperage rating, and type (in-wall rated, wet location rated, etc.). Inadequate wire installation could overheat wires, and cause fire.
8. Do not install in environment where LED chips are exposed to direct sunlight as damage to the phosphor will occur.
9. Do not install in environment where excessive heat may exist (ex. close proximity to fireplace, etc.) See Ambient Temperature ratings
10. Do not install indoor LED tape light products in outdoor / wet location environments. Only wet location tape light models are rated for outdoor / wet locations.
11. Do not modify product beyond instructions or warranty will be void.
12. Tape light must be handled with care. Excessive handling, bending, and pressure may damage the product, voiding the warranty.
13. Actual color may vary from what is pictured on this sheet and other print materials due to the limitations of photographic processes.
14. We reserve the right to modify and improve the design of our fixtures without prior notice. We cannot guarantee to match existing installed fixtures for subsequent orders or replacements in regards to product appearance, CCT, or lumen output.

WARRANTY

Limited Warranty

This product has a five (5) year limited warranty from the date of shipment. This warranty does not include the additional accessories referenced in this specification sheet. Complete warranty details for fixtures and additional accessories are available at www.diodeled.com/limited-warranty/ within the Policies section. For warranty related questions please contact product support.

Consumer's Acknowledgment

Elemental LED, Inc. stands behind its products when they are used properly and according to our specifications. By purchasing our products, the purchaser agrees and acknowledges that lighting design, configuration and installation is a complex process, wherein seemingly minor factors or changes in layout and infield adjustments can have a significant impact on an entire system. Choosing the correct components is essential. Elemental LED is able to work with the original purchaser to make an appropriate product selection to the extent of the limited information that the customer can provide, but it is virtually impossible for Elemental LED to design a system that foresees every unknown factor. For this reason, this Warranty does not cover problems caused by improper design, configuration or installation issues. Any statement from a Elemental LED employee or agent regarding a customer's bill of goods and/or purchase order is NOT an acknowledgment that the products purchased are designed and configured correctly. The purchase agrees and acknowledges that it is the customer's responsibility to adhere strictly to all information contained in the Product Specification Sheets.

There is often more than one way to design, configure and layout an LED lighting application properly to achieve the same lighting effect. Elemental LED strongly recommends that licensed professionals be used in the design and installation of lighting systems that include Elemental LED products. The specifications include important information that a designer and installer should carefully review and strictly follow. Qualified designers and certified and/or licensed installers, with access to the final installation environment, customer goals, and Elemental LED product specifications can make the requisite decisions appropriate for a successful finished lighting application.