

VALENT® X 24V

High Density LED Tape Light

Precision-engineered, high density tape light for demanding applications. Up to 900+ lumens per foot with 95+ CRI / 90+ R9. 12 year warranty.

Date <https://www.diodeled.com/valent-x-led-tape-light.html>

Project Notes



FEATURES

- Dense LED placement for uninterrupted linear light
- 100/200/300/500/800 lumen outputs
- 95+ CRI
- 1.32 inch cuttable increments
- Precision color rendering with 90+ R9 value
- Channel (extrusion) not required for heat sink
- 12 Year limited warranty



ORDERING CODES

Order spools, and components for field assembly

OPTIONAL ORDERING CODES

Add Length, Assembly Preferences, and Finish

Diode LED	Voltage	Model	CCT	Length	Channels	Finish	Mounting	Driver	Delivery				
DI													
	24V	VLX1 VLX2 VLX3 VLX5 VLX8	24 (2400K) 40 (4000K) 27 (2700K) 50 (5000K) 30 (3000K) 83 (6300K) 35 (3500K)	018 (16.4 feet) 100 (100 feet)	SL (Slim) CA (Canal) S1 (S1) 18 (16mm Square) RC20 (20mm Round)	SQ20 (20mm Square) SQ (Square) 45 (45°) 45DCO (45° Deco) 90 (90° Sideview)	REF (Reflector) M11 (1-inch Mud-In) M12 (2-inch Mud-In) REC (Recessed)	AL (Aluminum) WH (White) BL (Black) AL (Aluminum)	3M (3M Adhesive) MC (Mounting Clip) UC (U-Clip)	VC (Vertical Clip) HNG (Hanging Hardware) RC (Rotating Clip)	ELV (Electronic) O10 (0-10V) MAG (Magnetic) SWX (Switchex)	O/O (On / Off) LUT (Lutron) PoE (Power over Ethernet)	Field Assembly Factory + Field (Hybrid) Factory Assembly

24V VALENT® X - SPECIFICATION TABLE

Models	24V-VLX1	24V-VLX2	24V-VLX3	24V-VLX5	24V-VLX8
Voltage	24VDC	24VDC	24VDC	24VDC	24VDC
Wattage	1W/ft.	1.9W/ft.	2.8W/ft.	4.6W/ft.	7.2W/ft.
Lumens	2400K: 104 Lm/ft. 2700K: 101 Lm/ft. 3000K: 106 Lm/ft. 3500K: 108 Lm/ft. 4000K: 112 Lm/ft. 5000K: 116 Lm/ft. 6300K: 112 Lm/ft.	194 Lm/ft. 207 Lm/ft. 218 Lm/ft. 218 Lm/ft. 228 Lm/ft. 242 Lm/ft. 244 Lm/ft.	299 Lm/ft. 311 Lm/ft. 323 Lm/ft. 328 Lm/ft. 342 Lm/ft. 365 Lm/ft. 363 Lm/ft.	469 Lm/ft. 495 Lm/ft. 557 Lm/ft. 586 Lm/ft. 534 Lm/ft. 592 Lm/ft. 578 Lm/ft.	730 Lm/ft. 782 Lm/ft. 853 Lm/ft. 906 Lm/ft. 806 Lm/ft. 840 Lm/ft. 924 Lm/ft.
Cut Points	1.32 in.	1.32 in.	1.32 in.	1.32 in.	1.32 in.
Max Run (ft.)	80 ft.	53 ft.	41 ft.	30 ft.	19 ft.
CRI	95+	95+	95+	95+	95+
Dimensions	0.47 × 0.1 in. (W x H)	0.47 × 0.1 in. (W x H)	0.47 × 0.1 in. (W x H)	0.47 × 0.1 in. (W x H)	0.47 × 0.1 in. (W x H)
TM-30 (LM-80)	>50,000 hours	>50,000 hours	>50,000 hours	>50,000 hours	>50,000 hours
Environment	Indoor / Damp Location (IP20)	Indoor / Damp Location (IP20)	Indoor / Damp Location (IP20)	Indoor / Damp Location (IP20)	Indoor / Damp Location (IP20)
Ambient Temperature	-4 ~ 122°F (-20 ~ 50°C)	-4 ~ 122°F (-20 ~ 50°C)	-4 ~ 122°F (-20 ~ 50°C)	-4 ~ 122°F (-20 ~ 50°C)	-4 ~ 122°F (-20 ~ 50°C)
Operating Temperature	-4 ~ 176°F (-20 ~ 80°C)	-4 ~ 176°F (-20 ~ 80°C)	-4 ~ 176°F (-20 ~ 80°C)	-4 ~ 176°F (-20 ~ 80°C)	-4 ~ 176°F (-20 ~ 80°C)
LED Chips	72/ft.	72/ft.	72/ft.	72/ft.	72/ft.
Chip Type	2835	2835	2835	2835	2835
Certification	UL Listed 2108	UL Listed 2108	UL Listed 2108	UL Listed 2108	UL Listed 2108
Warranty	12 Year	12 Year	12 Year	12 Year	12 Year

VALENT® X 24V

High Density LED Tape Light

Precision-engineered, high density tape light for demanding applications. Up to 900+ lumens per foot with 95+ CRI / 90+ R9. 12 year warranty.

Date _____ <https://www.diodeled.com/valent-x-led-tape-light.html>

Project Notes _____



12
Year
Warranty

IP20

24
VDC

NEC LISTED
CLOSET RATED

TITLE
24

RECOMMENDED CHANNELS

MODEL	DIAGRAM	INCLUDED ACCESSORIES	CONNECTION OPTIONS	IN CHANNEL DIFFUSION	TECHNICAL RATINGS	MOUNTING OPTIONS WITH DIMENSIONS
Slim Channel DI-CPCHB-SL (SL) 48", 96" Aluminum, White, Black <small>For 14mm Tape Lights or smaller</small>	Height (H): 0.38 in. Width (W): 0.82 in. Interior Depth (ID): 0.3 in. Interior Width (IW): 0.67 in. 	<ul style="list-style-type: none"> 48 in. channel & lens 2x surface mounting clips End caps: 1x open, 1x closed 96 in. channel & lens 4x surface mounting clips end caps: 2x open, 2x closed 	 <ul style="list-style-type: none"> 12mm Terminal Block Soldered Lead 	VLX1, VLX2, VLX3, VLX5, VLX8: Dotless	<ul style="list-style-type: none"> Beam Angle: 120° Architectural Clear Lens Light Loss: 10% CCT Shift: -20K Architectural Frosted Lens Light Loss: 20% CCT Shift: -45K Classic Frosted Lens Light Loss: 17% CCT Shift: -40K Black Lens Light Loss: 90% CCT Shift: -35K Premium Diffusion Lens Light Loss: 10% CCT Shift: -30K IP Rating Shift: IP40 	 Slim Mount: 0.54 × 0.87 in. (H x W) 3M Adhesive: 0.48 × 0.82 in. (H x W) Magnetic U-Clip: 0.59 × 0.82 in. (H x W) Premium Diffusion: 0.96 × 0.82 in. (H x W)
Canal Channel DI-CPCHB-CAN (CA) 48", 96" Aluminum, White, Black <small>For 14mm Tape Lights or smaller</small>	Height (H): 0.59 in. Width (W): 0.89 in. Interior Depth (ID): 0.54 in. Interior Width (IW): 0.61 in. 	<ul style="list-style-type: none"> 48 in. channel & opal lens 2x surface mounting clips End caps: 1x open, 1x closed. 96 in. channel & opal lens 4x surface mounting clips End caps: 2x open, 2x closed. 	 <ul style="list-style-type: none"> Soldered Lead Only 	VLX1, VLX2, VLX3, VLX5, VLX8: Dotless	<ul style="list-style-type: none"> Beam Angle: 120° Opal Lens Light Loss: 55% CCT Shift: IP Rating Shift: IP40 	 U-Clip: 0.6 × 0.7 in. (H x W)
S1 Channel DI-CHB-S1 (S1) 48", 96", 90" Aluminum <small>For 14mm Tape Lights or smaller</small>	Height (H): 0.31 in. Width (W): 0.67 in. Interior Width (IW): 0.58 in. 	<ul style="list-style-type: none"> 48 in. channel & frosted cover 2x surface mounting clips End caps: 1x open, 1x closed. 90 in. channel & frosted cover 4x surface mounting clips End caps: 2x open, 2x closed. 	 <ul style="list-style-type: none"> Soldered Lead Only 	VLX1, VLX2, VLX3, VLX5, VLX8: Dotless	<ul style="list-style-type: none"> Beam Angle: 120° Classic Frosted Lens Light Loss: 17% CCT Shift: -40K IP Rating Shift: IP40 	 U-Clip: 0.32 × 0.68 in. (H x W)
16mm Square Channel DI-CPCHB-16MM (16) 48", 96" Aluminum <small>For 14mm Tape Lights or smaller</small>	Height (H): 0.89 in. Width (W): 0.77 in. Interior Width (IW): 0.63 in. 	<ul style="list-style-type: none"> 48 in. channel & Architectural Frosted Lens 2x surface mounting clips End caps: 1x open, 1x closed. 96 in. channel & Architectural Frosted Lens 4x surface mounting clips End caps: 2x open, 2x closed. 	 <ul style="list-style-type: none"> 12mm Terminal Block Soldered Lead 	VLX1, VLX2, VLX3, VLX5, VLX8: Dotless	<ul style="list-style-type: none"> Beam Angle: 120° Architectural Frosted Lens Light Loss: 20% CCT Shift: -45K IP Rating Shift: IP40 	 Mounting Clip: 0.89 × 0.77 in. (H x W)

VALENT® X 24V

High Density LED Tape Light

Precision-engineered, high density tape light for demanding applications. Up to 900+ lumens per foot with 95+ CRI / 90+ R9. 12 year warranty.

Date _____ <https://www.diodeled.com/valent-x-led-tape-light.html>

Project Notes _____



RECOMMENDED CHANNELS

MODEL	DIAGRAM	INCLUDED ACCESSORIES	CONNECTION OPTIONS	IN CHANNEL DIFFUSION	TECHNICAL RATINGS	MOUNTING OPTIONS WITH DIMENSIONS
20mm Round Channel DI-CPCHB-RC20 (RC20) 48", 96" Aluminum For 14mm Tape Lights or smaller	Height (H): 1.18 in. Width (W): 1.18 in. Interior Width (IW): 0.84 in. 	<ul style="list-style-type: none"> 48 in. channel & frosted lens 2x surface mounting clips End caps: 1x open, 1x closed. 96 in. channel & frosted lens 4x surface mounting clips End caps: 2x open, 2x closed. 	<ul style="list-style-type: none"> 12mm Terminal Block Soldered Lead 	VLX1, VLX2, VLX3, VLX5, VLX8: Dotless	<ul style="list-style-type: none"> Beam Angle: 180° Classic Frosted Lens Light Loss: 17% CCT Shift: -40K IP Rating Shift: IP40 	 U-Clip: 1.19 x 1.19 in. (H x W)
20mm Square Channel DI-CPCHB-SQC20 (SQ20) 48", 96" Aluminum For 14mm Tape Lights or smaller	Height (H): 1.18 in. Width (W): 1.18 in. Interior Width (IW): 0.84 in. 	<ul style="list-style-type: none"> 48 in. channel & frosted lens 2x surface mounting clips End caps: 1x open, 1x closed. 96 in. channel & frosted lens 4x surface mounting clips End caps: 2x open, 2x closed. 	<ul style="list-style-type: none"> 12mm Terminal Block Soldered Lead 	VLX1, VLX2, VLX3, VLX5, VLX8: Dotless	<ul style="list-style-type: none"> Beam Angle: 180° Classic Frosted Lens Light Loss: 17% CCT Shift: -40K IP Rating Shift: IP40 	 U-Clip: 1.19 x 1.19 in. (H x W)
Square Channel DI-CPCHB-SQ (SQ) 48", 96" Aluminum, White, Black For 14mm Tape Lights or smaller	Height (H): 0.55 in. Width (W): 0.82 in. Interior Depth (ID): 0.27 in. Interior Width (IW): 0.67 in. 	<ul style="list-style-type: none"> 48 in. channel & clear, or frosted lens 4x surface mounted clips 2x End-to-end interconnects 96 in. channel & clear, or frosted lens 8x surface mounted clips 4x End-to-end interconnects 	<ul style="list-style-type: none"> 12mm Terminal Block Soldered Lead 	VLX1, VLX2, VLX3, VLX5, VLX8: Dotless	<ul style="list-style-type: none"> Beam Angle: 120° Architectural Clear Lens Light Loss: 10% CCT Shift: -20K Architectural Frosted Lens Light Loss: 20% CCT Shift: -45K Classic Frosted Lens Light Loss: 17% CCT Shift: -40K Premium Diffusion Lens Light Loss: 10% CCT Shift: -30K IP Rating Shift: IP40 	 Chromapath Surface Mount: 0.61 x 0.82 in. (H x W) Vertical Mount: 0.61 x 0.82 in. (H x W) Rotating Mount: 1.29 x 0.82 in. (H x W) Hanging Mount: 1.51 x 0.82 in. (H x W) Premium Diffusion: 1.13 x 0.82 in. (H x W)
45° Channel DI-CPCHB-45 (45) 48", 96" Aluminum, White, Black For 14mm Tape Lights or smaller	Height (H): 0.94 in. Width (W): 0.67 in. Interior Depth (ID): 0.32 in. Interior Width (IW): 0.67 in. 	<ul style="list-style-type: none"> 48 in. channel & clear, or frosted lens 4x surface mounted clips 2x End-to-end interconnects 96 in. channel & clear, or frosted lens 8x surface mounted clips 4x End-to-end interconnects 	<ul style="list-style-type: none"> 12mm Terminal Block Soldered Lead 	VLX1, VLX2, VLX3, VLX5, VLX8: Dotless	<ul style="list-style-type: none"> Beam Angle: 120° Architectural Clear Lens Light Loss: 10% CCT Shift: -20K Architectural Frosted Lens Light Loss: 20% CCT Shift: -45K Classic Frosted Lens Light Loss: 17% CCT Shift: -40K Premium Diffusion Lens Light Loss: 10% CCT Shift: -30K IP Rating Shift: IP40 	 Chromapath Surface Mount: 1 x 0.67 in. (H x W) Vertical Mount: 1 x 0.67 in. (H x W) Rotating Mount: 1.68 x 0.67 in. (H x W) Hanging Mount: 1.9 x 0.67 in. (H x W) Premium Diffusion: 1.52 x 0.67 in. (H x W)

VALENT® X 24V

High Density LED Tape Light

Precision-engineered, high density tape light for demanding applications. Up to 900+ lumens per foot with 95+ CRI / 90+ R9. 12 year warranty.

Date <https://www.diodeled.com/valent-x-led-tape-light.html>

Project Notes



12
Year
Warranty

IP20

24
VDC

NEC
HUBBELL
CLOSET RATED

TITLE
24

RECOMMENDED CHANNELS

MODEL	DIAGRAM	INCLUDED ACCESSORIES	CONNECTION OPTIONS	IN CHANNEL DIFFUSION	TECHNICAL RATINGS	MOUNTING OPTIONS WITH DIMENSIONS
45° Deco Channel DI-CPCHB-45DCO (45DCO) 48", 96" Aluminum For 10mm Tape Lights or smaller		<ul style="list-style-type: none"> 48 in. channel & frosted cover Mounting hardware End caps: 1x open, 1x closed. 96 in. channel & frosted cover Mounting hardware End caps: 2x open, 2x closed. 	<ul style="list-style-type: none"> Soldered Lead Only 	VLX1, VLX2, VLX3, VLX5, VLX8: Dotless	<ul style="list-style-type: none"> Beam Angle: 120° Classic Frosted Lens Light Loss: 17% CCT Shift: -40K IP Rating Shift: IP40 	<p>Mounting Clip: 0.73 × 0.73 in. (H x W)</p>
90° Sideview Channel DI-CPCHB-90SD (90) 48", 96" Aluminum For 12mm Tape Lights or smaller		<ul style="list-style-type: none"> 48 in. channel & frosted cover Mounting hardware End caps: 1x open, 1x closed. 96 in. channel & frosted cover Mounting hardware End caps: 2x open, 2x closed. 	<ul style="list-style-type: none"> Soldered Lead Only 	VLX1, VLX2, VLX3, VLX5, VLX8: Dotless	<ul style="list-style-type: none"> Beam Angle: 120° Classic Frosted Lens Light Loss: 17% CCT Shift: -40K IP Rating Shift: IP40 	<p>Mounting Clip: 0.92 × 0.92 in. (H x W)</p>
Reflector Channel DI-CPCHB-RFCTR (REF) 48", 96" Aluminum For 12mm Tape Lights or smaller		<ul style="list-style-type: none"> 48 in. channel & frosted cover Mounting hardware End caps: 1x open, 1x closed. 96 in. channel & frosted cover Mounting hardware End caps: 1x open, 1x closed. 	<ul style="list-style-type: none"> Soldered Lead Only 	VLX1, VLX2, VLX3, VLX5, VLX8: Dotless	<ul style="list-style-type: none"> Beam Angle: 120° Classic Frosted Lens Light Loss: 17% CCT Shift: -40K IP Rating Shift: IP40 	<p>Recessed Mount: 2.75 × 1 in. (H x W)</p>
1-inch Mud-In Channel DI-CPCHB-MUD1 (MI1) 48", 96" Aluminum For 14mm Tape Lights or smaller		<ul style="list-style-type: none"> 96 in. channel & opal lens 2x surface mounting clips End caps: 2x open, 2x closed. 	<ul style="list-style-type: none"> 12mm Terminal Block Soldered Lead 	VLX1, VLX2, VLX3, VLX5, VLX8: Dotless	<ul style="list-style-type: none"> Beam Angle: 120° Opal Lens Light Loss: 55% CCT Shift: IP Rating Shift: IP40 	<p>Recessed Mount: 0.54 × 2.42 in. (H x W)</p>

VALENT® X 24V

High Density LED Tape Light

Precision-engineered, high density tape light for demanding applications. Up to 900+ lumens per foot with 95+ CRI / 90+ R9. 12 year warranty.

Date _____ <https://www.diodeled.com/valent-x-led-tape-light.html>

Project Notes _____



12
Year
Warranty

IP20

24
VDC

TITLE
24

RECOMMENDED CHANNELS

MODEL	DIAGRAM	INCLUDED ACCESSORIES	CONNECTION OPTIONS	IN CHANNEL DIFFUSION	TECHNICAL RATINGS	MOUNTING OPTIONS WITH DIMENSIONS
2-inch Mud-In Channel DI-CPCHB-MUD2 (M12) 48", 96" Aluminum <small>For 14mm Tape Lights or smaller</small>	Height (H): 0.8 in. Width (W): 3.86 in. Interior Width (IW): 1.84 in. Cut Out Width (CO): 1.97 in. 	<ul style="list-style-type: none"> 96 in. channel & opal lens 2x surface mounting clips End caps: 2x open, 2x closed. 	<ul style="list-style-type: none"> 12mm Terminal Block Soldered Lead 	VLX1, VLX2, VLX3, VLX5, VLX8: Dotless	<ul style="list-style-type: none"> Beam Angle: 120° Opal Lens Light Loss: 55% CCT Shift: IP Rating Shift: IP40 	<p>Recessed Mount: 0.8 × 3.86 in. (H x W)</p>
Recessed Channel DI-CPCHB-REC (REC) 48", 96" Aluminum <small>For 14mm Tape Lights or smaller</small>	Height (H): 0.49 in. Width (W): 1.03 in. Interior Depth (ID): 0.42 in. Interior Width (IW): 0.59 in. Cut Out Width (CO): 0.74 in. Recessed Wing (RW): 0.15 in. 	<ul style="list-style-type: none"> 48 in. channel & frosted lens 2x surface mounted clips end caps: 1x open, 1x closed 96 in. channel & frosted lens 4x surface mounted clips end caps: 2x open, 2x closed. 	<ul style="list-style-type: none"> 12mm Terminal Block Soldered Lead 	VLX1, VLX2, VLX3, VLX5, VLX8: Dotless	<ul style="list-style-type: none"> Beam Angle: 120° Classic Frosted Lens Light Loss: 17% CCT Shift: -40K IP Rating Shift: IP40 	<p>3M Adhesive: 0.59 × 1.03 in. (H x W)</p> <p>Recessed Mount: 0.49 × 1.03 in. (H x W)</p>

VALENT® X 24V

High Density LED Tape Light

Precision-engineered, high density tape light for demanding applications. Up to 900+ lumens per foot with 95+ CRI / 90+ R9. 12 year warranty.

Date <https://www.diodeled.com/valent-x-led-tape-light.html>

Project Notes



RECOMMENDED 24V DRIVERS

SKU	INPUT VOLTAGE / FREQUENCY	OUTPUT VOLTAGE	MAXIMUM LOAD	MINIMUM LOAD	CLASS 2	DIMMABLE	LENGTH	WIDTH	HEIGHT	DERATION
OMNIDRIVE® X Dimmable Driver Versatile driver for most high-performance dimming on ELV, TRIAC, and 0-10V systems. https://www.diodeled.com/custom/download/productFile/filename/omnidrive-x-specification-sheet.pdf										
DI-ODX-24V30W-J	120-277V	24V	30W	No minimum load	Yes	Yes	6.5 in.	3.7 in.	1.36 in.	See Driver Specification Sheet for Deration Curves.
DI-ODX-24V60W-J	120-277V	24V	60W	No minimum load	Yes	Yes	7.4 in.	3.7 in.	1.36 in.	See Driver Specification Sheet for Deration Curves.
DI-ODX-24V96W-J	120-277V	24V	96W	No minimum load	Yes	Yes	8.66 in.	3.7 in.	1.36 in.	See Driver Specification Sheet for Deration Curves.
DI-ODX-24V120W-J	120-277V	24V	120W	No minimum load	No	Yes	8.66 in.	3.7 in.	1.36 in.	See Driver Specification Sheet for Deration Curves.
SWITCHEX® Driver and Dimmer Switch LED driver and dimmer switch combined in a single gang box. https://www.diodeled.com/custom/download/productFile/filename/DI-SE-Specification%20Sheet.pdf										
DI-24V-SE-60W	120VAC 50/60Hz	24V	60W	No Minimum Load	Yes	Yes	1.4 in.	2.1 in.	4.1 in.	See Driver Specification Sheet for Deration Curves.
DI-24V-SE-100W	120VAC 50/60Hz	24V	100W	No Minimum Load	Yes	Yes	1.4 in.	2.1 in.	4.1 in.	See Driver Specification Sheet for Deration Curves.
OMNIDRIVE® Electronic Dimmable Driver Our classic electronic dimmable (ELV) driver. Superior dimming and wide compatibility with popular dimmers. https://www.diodeled.com/custom/download/productFile/filename/omnidrive-indoor-electronic-dimmable-driver-specification-sheet.pdf										
DI-TD-24V-30W-LPS	90~135VAC at ~50/60Hz	24V	30W	Load at least 60% labeled load	Yes	Yes	11.25 in.	3.75 in.	1.9 in.	See Driver Specification Sheet for Deration Curves.
DI-TD-24V-45W-LPL	90~135VAC at ~50/60Hz	24V	45W	Load at least 60% labeled load	Yes	Yes	13.5 in.	4.5 in.	2.38 in.	See Driver Specification Sheet for Deration Curves.
DI-TD-24V-60W-LPL	90 ~ 135VAC 50/60Hz	24V	60W	Load at least 60% labeled load	Yes	Yes. Not compatible with PWM controls.	13.5 in.	4.5 in.	2.38 in.	See Driver Specification Sheet for Deration Curves.
DI-TD-24V-80W-LPL	90 ~ 135VAC 50/60Hz	24V	80W	Load at least 60% labeled load	Yes	Yes. Not compatible with PWM controls.	13.5 in.	4.5 in.	2.38 in.	See Driver Specification Sheet for Deration Curves.
PoE (Power over Ethernet) Constant voltage platform, ready for Power over Ethernet (inquire)										

Power Supply Note: Not for use with Magnetic Dimmable Driver, MikroDIM and OMNIDRIVE Basics power supplies.

RECOMMENDED CONTROLLERS

SKU	DESCRIPTION
SWITCHEX® Driver and Dimmer Switch LED driver and dimmer switch combined in a single gang box.	
DI-24V-SE-60W	SWITCHEX 24V Switch/Driver Combo - 60W
DI-24V-SE-100W	SWITCHEX 24V Switch/Driver Combo - 100W
CASAMBI® Controllers The CASAMBI controllers will remotely control your lighting through the app - downloadable for iOS & Android.	
CBU-A2D	CASAMBI A2D 2 Channel 0-10V/DALI Controller
CBU-ASR	CASAMBI ASR 0-10V Controller
CBU-PWM4	CASAMBI PWM4 Single Color Dimming Controller
CBU-TED	CASAMBI TED AC High Voltage Controller



VALENT® X 24V
High Density LED Tape Light

Precision-engineered, high density tape light for demanding applications. Up to 900+ lumens per foot with 95+ CRI / 90+ R9. 12 year warranty.

Date <https://www.diodeled.com/valent-x-led-tape-light.html>

Project Notes



12
Year
Warranty

IP20

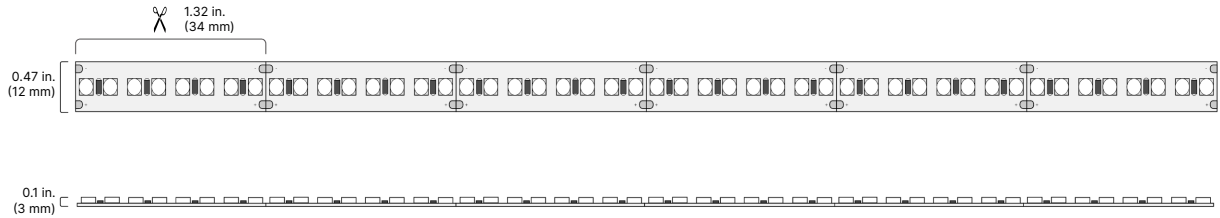
24
VDC

NEC
RATED
CLOSET RATED

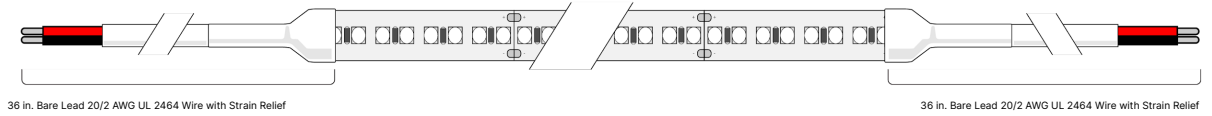
TITLE
24

MECHANICAL DIAGRAMS

- 24V-VLX1
- 24V-VLX2
- 24V-VLX3
- 24V-VLX5
- 24V-VLX8



CONNECTIONS



VALENT® X 24V

High Density LED Tape Light

Precision-engineered, high density tape light for demanding applications. Up to 900+ lumens per foot with 95+ CRI / 90+ R9. 12 year warranty.

Date <https://www.diodeled.com/valent-x-led-tape-light.html>

Project Notes

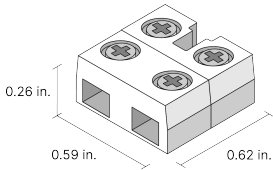


ACCESSORIES

DELIVERY OPTIONS

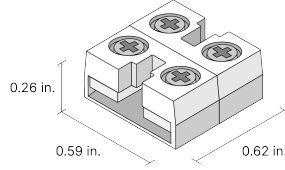
DI-TB12-CONN-TTW

12mm Tape-to-Wire Connector



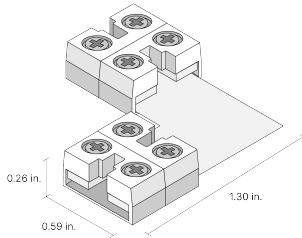
DI-TB12-CONN-TTT

12mm Tape-to-Tape Connector



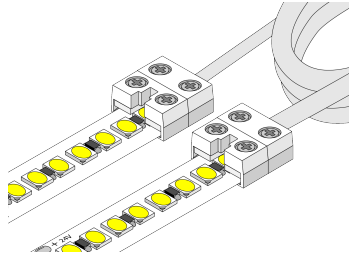
DI-TB12-90-TTT

12mm 90° Tape-to-Tape Connector



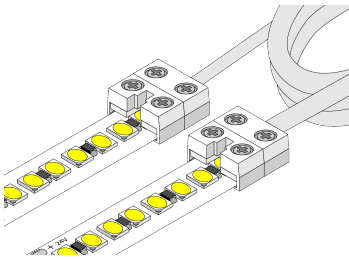
DI-TB12-6JPR-TTT

Jumper Cable (Tape-to-Tape) (6 in.)



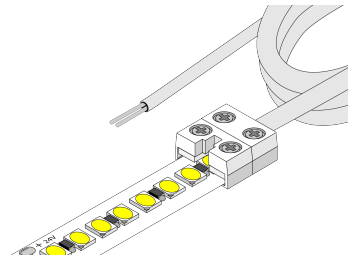
DI-TB12-60JPR-TTT

Jumper Cable (Tape-to-Tape) (60 in.)



DI-TB12-60SPL-TTW

Splice Wire (Tape-to-Wire) (60 in.)



- **Field Assembly**
Stock items for in-field assembly. Fastest order fulfillment.
- **Factory + Field (Hybrid)**
Finished lengths of light with leads. CHANNELS either bulk or factory finished. Some field assembly required.
- **Factory Assembly**
Fastest installation: fixtures fully assembled in the factory.

- Lumen value measured in accordance to IES LM-80-08. LED chips have a luminous flux range with a tolerance of +/- 5%.
- Each maximum run requires a dedicated power feed from the driver. Do not extend beyond the recommended maximum run length. Max run may exceed Class 2 limit. Actual wattage may differ from calculated wattage due to voltage drop across run.
- Do not install product in an environment outside the listed ambient temperature. Exceeding the maximum ambient temperature may damage LED chips, reduce the total lamp life, lumen output, and/or adversely impact color consistency.
- Actual efficacy value is dependent to specified LED driver (power supply). An estimated efficacy value can be calculated as follows: Lumen value divided by average power consumption per foot.
- Operating temperature is measured according to the minimum and maximum ambient temperature environment.

VALENT® X 24V

High Density LED Tape Light

Precision-engineered, high density tape light for demanding applications. Up to 900+ lumens per foot with 95+ CRI / 90+ R9. 12 year warranty.

Date <https://www.diodeled.com/valent-x-led-tape-light.html>

Project Notes



CERTIFICATIONS

Safety

- UL Listed 2108 Low Voltage Lighting System / Low Voltage Luminaire. UL 1598 / CSA 250.0-08, UL 8750. UL 879 / CAN/CSA-C22.2 no. 207-M89. Certified for United States and Canada. File # E469769.
- UL Listed Field Cuttable.
- Approved for storage areas of clothes closets per NEC 410.16.A.3 and 410.16.C.5
- CE & EMC Compliant: Verification No. GZEM141200683705V

Environmental

- RoHS Compliant: Verification No. CANEC1610091501

Performance

- Can be used to comply with TITLE 24 Part 6 High Efficacy Lighting LED requirements - JA8-2016-2022-E
- LED chip data measured in accordance to IES LM-80-08.
- Photometric & Colorimetry data measured in accordance to IES LM-79-08, in Elemental LED's Innovation Lab.

Safety / Warnings / Disclosures

1. Install in accordance with national and local electrical code regulations.
2. This product is intended to be installed and serviced by a qualified, licensed electrician.
3. Only use copper wiring. Use wires rated for at least 176°F (80°C) and certified for use with external connection of electrical equipment.
4. Each maximum run requires a dedicated power feed from the driver. Do not extend beyond the recommended maximum run length.
5. Tape light, attached wire leads, and additional extension cables, connectors, etc., are not rated for in-wall installation unless otherwise noted. Tape light and attached wire leads are field-cuttable.
6. Ensure applicable wire is installed between driver, fixture, and any controls in-between. When choosing wire, factor in voltage drop, amperage rating, and type (in-wall rated, wet location rated, etc.). Inadequate wire installation could overheat wires, and cause fire.
7. Do not install in environment where LED chips are exposed to direct sunlight as damage to the phosphor will occur.
8. Do not install in environment where excessive heat may exist (ex. close proximity to fireplace, etc.) See Ambient Temperature ratings
9. Do not install indoor LED tape light products in outdoor / wet location environments. Only wet location tape light models are rated for outdoor / wet locations.
10. Do not modify product beyond instructions or warranty will be void.
11. Tape light must be handled with care. Excessive handling, bending, and pressure may damage the product, voiding the warranty.
12. Actual color may vary from what is pictured on this sheet and other print materials due to the limitations of photographic processes.
13. We reserve the right to modify and improve the design of our fixtures without prior notice. We cannot guarantee to match existing installed fixtures for subsequent orders or replacements in regards to product appearance, CCT, or lumen output.

WARRANTY

Limited Warranty

- 12 Years

This warranty does not include the additional accessories referenced in this specification sheet. Complete warranty details for fixtures and additional accessories are available at www.diodeled.com/limited-warranty/ within the Policies section. For warranty related questions please contact product support.

Consumer's Acknowledgment

Elemental LED, Inc. stands behind its products when they are used properly and according to our specifications. By purchasing our products, the purchaser agrees and acknowledges that lighting design, configuration and installation is a complex process, wherein seemingly minor factors or changes in layout and infield adjustments can have a significant impact on an entire system. Choosing the correct components is essential. Elemental LED is able to work with the original purchaser to make an appropriate product selection to the extent of the limited information that the customer can provide, but it is virtually impossible for Elemental LED to design a system that foresees every unknown factor. For this reason, this Warranty does not cover problems caused by improper design, configuration or installation issues. Any statement from a Elemental LED employee or agent regarding a customer's bill of goods and/or purchase order is NOT an acknowledgment that the products purchased are designed and configured correctly. The purchase agrees and acknowledges that it is the customer's responsibility to adhere strictly to all information contained in the Product Specification Sheets.

There is often more than one way to design, configure and layout an LED lighting application properly to achieve the same lighting effect. Elemental LED strongly recommends that licensed professionals be used in the design and installation of lighting systems that include Elemental LED products. The specifications include important information that a designer and installer should carefully review and strictly follow. Qualified designers and certified and/or licensed installers, with access to the final installation environment, customer goals, and Elemental LED product specifications can make the requisite decisions appropriate for a successful finished lighting application.