




ACTUAL SIZE



ITEM #	CCT (KELVIN) ¹	CRI	LUMENS ² / FT.
DI-24V-RGBW4-0016	 RGBW 3000K	RGB: NA 3000K: 81	Red: 41 Lm/ft. Green: 91 Lm/ft. Blue: 21 Lm/ft. White: 125 Lm/ft. All: 275 Lm/ft.

Footnotes 1 & 2 see page 2.

The New DAZZLE RGBW 4D!

The Four Ds of DAZZLE RGBW 4D

- DENSITY** - Tighter LED population for the brightest output
- DIFFUSION** - Compatible with CHROMAPATH Premium Diffusion Covers
- DISTRIBUTION** - The best light distribution of any RGBW product available
- DYNAMICS** - Best color-mixing for exact color-matching

FEATURES

- 4 billion color combinations
- Increased LED density for enhanced color saturation, blending and brightness
- DMX or Diode LED controller compatible

QUICK SPECS

Voltage	24VDC
Wattage	6.4W / ft.
Max. Run	16.4 ft.
Dimensions	0.55 x 0.1 in. (W x H)
Field Cuttable	~ 4 in. (100mm)
Certification	UL Listed 2108
Warranty	12-Year Warranty

Visit the product page at www.DiodeLED.com for installation guides, .IES files, voltage drop charts, and LM-79 reports.



Item #

Project

© 2021 Elemental LED, Inc. All rights reserved.
Specifications are subject to change without notice.

Toll Free: 877.817.6028 | Fax: 415.592.1596 | www.DiodeLED.com | info@DiodeLED.com

SPEC SHEET | DAZZLE 24[®] 24V RGBW 4D TAPE LIGHT | SS042021-7.0 | 1 OF 4

SPECIFICATIONS

- Input: 24VDC Constant Voltage
- Power Consumption / ft.: 6.4W
- LED Chip Type: Epistar 5050 SMD Chip
- LED Chip Beam Angle: 120°
- LED Chips / ft.: 18
- Dimmable: Yes
- Luminous Efficacy³ (lm/w): 42
- Mounting⁴: 3M™ 55280 Adhesive
- Field Cuttable: ~ 4 in. (100mm)
- Maximum Run⁵: 16.4 ft. (16.4 ft. spools)
- Connections⁶: 3ft. hard-wire leads on each end Leads: 20/5 AWG
- Ambient Temp⁷: -4 ~ 122°F (-20 ~ 50°C)
- Operating Temp⁸: -4 ~ 176°F (-20 ~ 80°C)
- Environment⁹: Indoor / damp location
- Dimensions: 0.55 x 0.1 in. (W x H)

COMPLIANCE & REGULATORY APPROVALS

Safety

- UL Listed 2108 Low Voltage Lighting System / Low Voltage Luminaire. UL 1598 / CSA 250.0-08, UL 8750. UL 879 / CAN/CSA-C22.2 no. 207-M89. Certified for United States and Canada. File # E469769.
- UL Listed Field Cuttable.
- UL Recognized Component - Sign Accessories. Available in UL Sign Components Manual (SAMS Manual). File # E469770.
- CE & EMC Compliant: Verification No. GZEM141200683705V

Environmental

- RoHS Compliant: Verification No. CANEC1610091501

Performance

- LED chip data measured in accordance to IES LM-80-08.
- Photometric & Colorimetry data measured in accordance to IES LM-79-08, in Elemental LED's Innovation Lab.

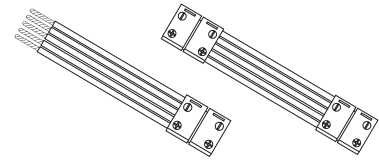
COMPATIBLE DRIVERS & CONTROLS

Visit the product page at www.DiodeLED.com for compatible LED drivers & controls. See the Installation Guide for system diagrams.

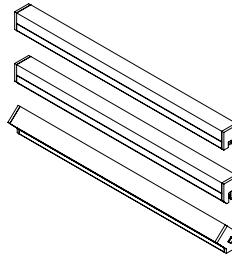
ADDITIONAL ACCESSORIES

Accessories listed below fully support our Tape Light product line. Further information on these products and more accessories can be found in our latest catalog or online at www.DiodeLED.com.


DAZZLE 24® RGBW
CLICKTIGHT®
Connectors



CHROMAPATH®
Builder Channels

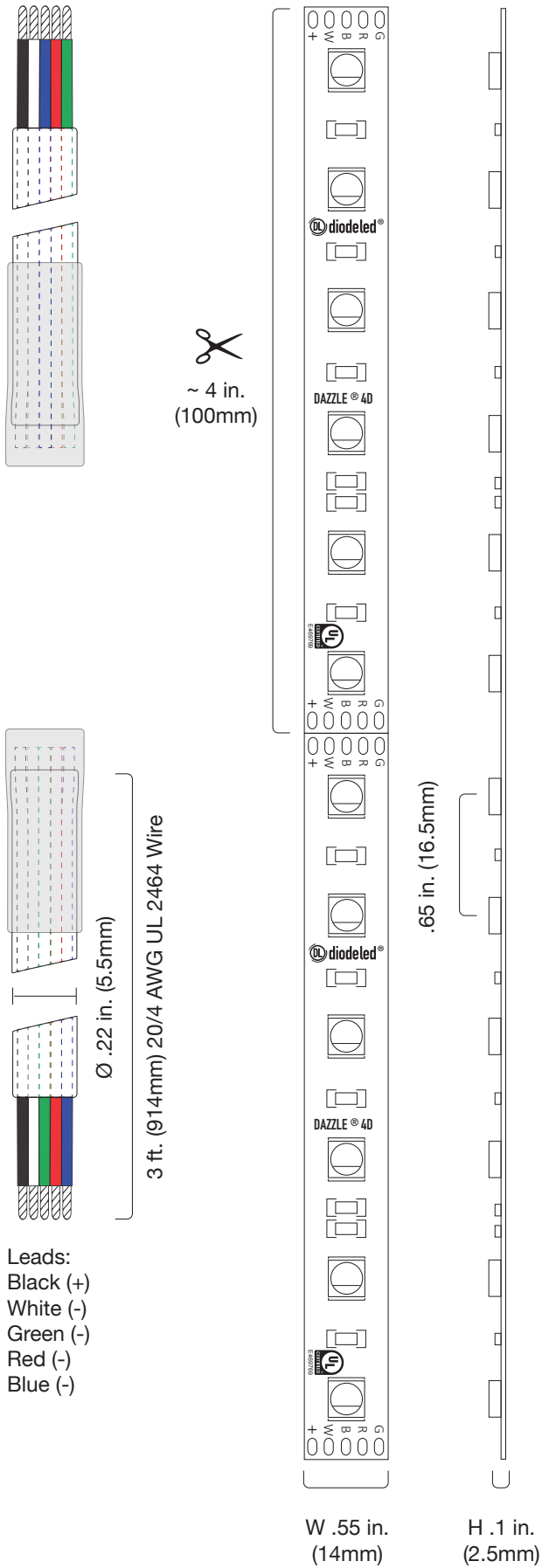


TAPEGUARD® LED
Light Cover



1. Epistar 5050 SMD Chip binning ranges: (3000K 80+ CRI: 2580-2725K).
2. LED chips have a luminous flux range with a tolerance of +/- 5%.
3. Actual efficacy value is dependent to specified LED driver (power supply). An estimated efficacy value can be calculated as follows: Lumen value divided by average power consumption per foot.
4. Ideal tape application temperature range is 70°F to 100°F (21°C to 38°C). Initial tape application to surfaces at temperatures below 50°F (10°C) is not recommended because the adhesive becomes too firm to adhere readily. However, once properly applied, low temperature holding is generally satisfactory.
5. Each maximum run requires a dedicated power feed from the driver. Do not extend beyond the recommended maximum run length.
6. Wire leads and accessories are not rated for in-wall installation unless otherwise noted. Attached wire leads and connections are field-cuttable.
7. Do not install product in an environment outside the listed ambient temperature. Exceeding the maximum ambient temperature may damage LED chips, reduce the total lamp life, lumen output, and/or adversely impact color consistency.
8. Operating temperature is measured according to the minimum and maximum ambient temperature environment.
9. Do not install in environment where LED chips are exposed to direct sunlight as damage to the phosphor will occur. NEC definition of damp location: Locations protected from weather and not subject to saturation with water or other liquids but subject to moderate degrees of moisture. Examples of such locations include partially protected locations under canopies, marquees, roofed open porches, and like locations, and interior locations subject to moderate degrees of moisture, such as some basements, some barns, and some cold-storage warehouses.

MECHANICAL DIAGRAM



ADDITIONAL INFORMATION

- LOW VOLTAGE TAPE LIGHT Installation Guide

SAFETY / WARNINGS / DISCLOSURES

1. Install in accordance with national and local electrical code regulations.
2. This product is intended to be installed and serviced by a qualified, licensed electrician.
3. Only install with a 24V Class 2 DC Constant Voltage LED driver.
4. Only use copper wiring. Use wires rated for at least 176°F (80°C) and certified for use with external connection of electrical equipment.
5. Each maximum run requires a dedicated power feed from the driver. Do not extend beyond the recommended maximum run length.
6. Tape light, attached wire leads, and additional extension cables, connectors, etc., are not rated for in-wall installation unless otherwise noted. Tape light and attached wire leads are field-cuttable.
7. Ensure applicable wire is installed between driver, fixture, and any controls in-between. When choosing wire, factor in voltage drop, amperage rating, and type (in-wall rated, wet location rated, etc.). Inadequate wire installation could overheat wires, and cause fire.
8. Do not install in environment where LED chips are exposed to direct sunlight as damage to the phosphor will occur.
9. Do not install in environment where excessive heat may exist (ex. close proximity to fireplace, etc.) See Ambient Temperature ratings
10. Do not install indoor LED tape light products in outdoor / wet location environments. Only wet location tape light models are rated for outdoor / wet locations.
11. Do not modify product beyond instructions or warranty will be void.
12. Tape light must be handled with care. Excessive handling, bending, and pressure may damage the product, voiding the warranty.
13. Actual color may vary from what is pictured on this sheet and other print materials due to the limitations of photographic processes.
14. We reserve the right to modify and improve the design of our fixtures without prior notice. We cannot guarantee to match existing installed fixtures for subsequent orders or replacements in regards to product appearance, CCT, or lumen output.

WARRANTY

Limited Warranty

This product has a twelve (12) year limited warranty from the date of shipment. This warranty does not include the additional accessories referenced in this specification sheet. Complete warranty details for fixtures and additional accessories are available at www.diodeled.com/limited-warranty/ within the Policies section. For warranty related questions please contact product support.

Consumer's Acknowledgment

Elemental LED, Inc. stands behind its products when they are used properly and according to our specifications. By purchasing our products, the purchaser agrees and acknowledges that lighting design, configuration and installation is a complex process, wherein seemingly minor factors or changes in layout and infield adjustments can have a significant impact on an entire system. Choosing the correct components is essential. Elemental LED is able to work with the original purchaser to make an appropriate product selection to the extent of the limited information that the customer can provide, but it is virtually impossible for Elemental LED to design a system that foresees every unknown factor. For this reason, this Warranty does not cover problems caused by improper design, configuration or installation issues. Any statement from a Elemental LED employee or agent regarding a customer's bill of goods and/or purchase order is NOT an acknowledgment that the products purchased are designed and configured correctly. The purchase agrees and acknowledges that it is the customer's responsibility to adhere strictly to all information contained in the Product Specification Sheets.

There is often more than one way to design, configure and layout an LED lighting application properly to achieve the same lighting effect. Elemental LED strongly recommends that licensed professionals be used in the design and installation of lighting systems that include Elemental LED products. The specifications include important information that a designer and installer should carefully review and strictly follow. Qualified designers and certified and/or licensed installers, with access to the final installation environment, customer goals, and Elemental LED product specifications can make the requisite decisions appropriate for a successful finished lighting application.



© 2021 Elemental LED, Inc. All rights reserved.
Specifications are subject to change without notice.

Toll Free: 877.817.6028 | Fax: 415.592.1596 | www.DiodeLED.com | info@DiodeLED.com