

BLAZE™ X 12V / 24V LED Tape Light

Precision-engineered tape light. Up to 350+ lumens per foot with 95+ CRI / 90+ R9. 12 year warranty.

Date <https://www.diodeled.com/blaze-x-led-tape-light.html>

Project Notes



FEATURES

- 95+ CRI
- 12V and 24V
- Heavy-duty copper PCB for long lasting performance
- Precision color rendering with 90+ R9 value
- 100/200/300 lumen outputs
- 3M™ adhesive backing
- 12 Year limited warranty



ORDERING CODES

Order spools, and components for field assembly

OPTIONAL ORDERING CODES

Add Length, Assembly Preferences, and Finish

Diode LED	Voltage	Model	CCT	Length	Channels	Finish	Mounting	Driver	Delivery					
DI														
	12V	BLX1	20 (2000K)	35 (3500K)	018 (16.4 feet)	SL (Slim)	45 (45°)	REC (Recessed)	AL (Aluminum)	3M (3M Adhesive)	VC (Vertical Clip)	ELV (Electronic)	O/O (On / Off)	Field Assembly
	24V	BLX2	24 (2400K)	50 (5000K)	100 (100 feet)	CA (Canal)	45DCO (45° Deco)	SLR (Slim Recessed)	WH (White)	MC (Mounting Clip)	HNG (Hanging Hardware)	O10 (0-10V)	LUT (Lutron)	Factory + Field (Hybrid)
		BLX3	27 (2700K)	83 (6300K)	400 (400 feet)	S1 (S1)	90 (90° Sideview)	GZR (Grazer)	BL (Black)	UC (U-Clip)	RC (Rotating Clip)	MAG (Magnetic)	PoE (Power over Ethernet)	Factory Assembly
			30 (3000K)			RC10 (10mm Round)	REF (Reflector)	WF (Waveform)	AL (Aluminum)			SWX (Switchex)		
						SQ10 (10mm Square)	ROD (Rod)							
						SQ (Square)	M1 (1-inch Mud-In)							

12V BLAZE™ X - SPECIFICATION TABLE

Models	12V-BLX1	12V-BLX2	12V-BLX3	24V-BLX1	24V-BLX2	24V-BLX3
Voltage	12VDC	12VDC	12VDC	24VDC	24VDC	24VDC
Wattage	1.54W/ft.	3.1W/ft.	4.3W/ft.	1.54W/ft.	3.1W/ft.	4.3W/ft.
Lumens	2000K - -	2000K - -	2000K - -	92 Lm/ft.	181 Lm/ft.	261 Lm/ft.
	2400K - 110 Lm/ft.	2400K - 225 Lm/ft.	2400K - 318 Lm/ft.	114 Lm/ft.	224 Lm/ft.	322 Lm/ft.
	2700K - 109 Lm/ft.	2700K - 221 Lm/ft.	2700K - 305 Lm/ft.	112 Lm/ft.	224 Lm/ft.	318 Lm/ft.
	3000K - 122 Lm/ft.	3000K - 247 Lm/ft.	3000K - 339 Lm/ft.	126 Lm/ft.	253 Lm/ft.	360 Lm/ft.
	3500K - 126 Lm/ft.	3500K - 241 Lm/ft.	3500K - 352 Lm/ft.	131 Lm/ft.	254 Lm/ft.	357 Lm/ft.
	5000K - 128 Lm/ft.	5000K - 262 Lm/ft.	5000K - 358 Lm/ft.	135 Lm/ft.	264 Lm/ft.	378 Lm/ft.
	6300K - 121 Lm/ft.	6300K - 262 Lm/ft.	6300K - 380 Lm/ft.	123 Lm/ft.	276 Lm/ft.	393 Lm/ft.
Cut Points	2 in.	1 in.	1 in.	4 in.	2 in.	2 in.
Max Run (ft.)	37 ft.	22 ft.	20 ft.	70 ft.	45 ft.	40 ft.
CRI	95+	95+	95+	95+	95+	95+
Dimensions	0.31 × 0.1 in. (W x H)	0.31 × 0.1 in. (W x H)	0.31 × 0.1 in. (W x H)	0.31 × 0.1 in. (W x H)	0.31 × 0.1 in. (W x H)	0.31 × 0.1 in. (W x H)
TM-30 (LM-80)	>50,000 hours	>50,000 hours	>50,000 hours	>50,000 hours	>50,000 hours	>50,000 hours
Environment	Indoor / Damp Location (IP20)	Indoor / Damp Location (IP20)	Indoor / Damp Location (IP20)	Indoor / Damp Location (IP20)	Indoor / Damp Location (IP20)	Indoor / Damp Location (IP20)
Ambient Temperature	-4 ~ 122°F (-20 ~ 50°C)	-4 ~ 122°F (-20 ~ 50°C)	-4 ~ 122°F (-20 ~ 50°C)	-4 ~ 122°F (-20 ~ 50°C)	-4 ~ 122°F (-20 ~ 50°C)	-4 ~ 122°F (-20 ~ 50°C)
Operating Temperature	-4 ~ 176°F (-20 ~ 80°C)	-4 ~ 176°F (-20 ~ 80°C)	-4 ~ 176°F (-20 ~ 80°C)	-4 ~ 176°F (-20 ~ 80°C)	-4 ~ 176°F (-20 ~ 80°C)	-4 ~ 176°F (-20 ~ 80°C)
LED Chips	18/ft.	36/ft.	36/ft.	18/ft.	36/ft.	36/ft.
Chip Type	2835	2835	2835	2835	2835	2835
Certification	UL Listed 2108	UL Listed 2108	UL Listed 2108	UL Listed 2108	UL Listed 2108	UL Listed 2108
Warranty	12 Year	12 Year	12 Year	12 Year	12 Year	12 Year

BLAZE™ X 12V / 24V LED Tape Light

Precision-engineered tape light. Up to 350+ lumens per foot with 95+ CRI / 90+ R9. 12 year warranty.

Date _____ <https://www.diodeled.com/blaze-x-led-tape-light.html>

Project Notes _____



RECOMMENDED CHANNELS

MODEL	DIAGRAM	INCLUDED ACCESSORIES	CONNECTION OPTIONS	IN CHANNEL DIFFUSION	TECHNICAL RATINGS	MOUNTING OPTIONS WITH DIMENSIONS
Slim Channel DI-CPCHB-SL (SL) 48", 96" Aluminum, White, Black For 14mm Tape Lights or smaller	Height (H): 0.38 in. Width (W): 0.82 in. Interior Depth (ID): 0.3 in. Interior Width (IW): 0.67 in. 	<ul style="list-style-type: none"> • 48 in. channel & lens • 2x surface mounting clips • End caps: 1x open, 1x closed • 96 in. channel & lens • 4x surface mounting clips • End caps: 2x open, 2x closed 	<ul style="list-style-type: none"> • 8mm Terminal Block • Soldered Lead 	<ul style="list-style-type: none"> With Architectural Frosted Lens BLX1, BLX2, BLX3: Runway Diffusion With Premium Diffusion Lens BLX1, BLX2, BLX3: Dotless 	<ul style="list-style-type: none"> • Beam Angle: 120° • Architectural Clear Lens • Light Loss: 10% • CCT Shift: -20K • Architectural Frosted Lens • Light Loss: 20% • CCT Shift: -45K • Classic Frosted Lens • Light Loss: 17% • CCT Shift: -40K • Black Lens • Light Loss: 90% • CCT Shift: -35K • Premium Diffusion Lens • Light Loss: 10% • CCT Shift: -30K • IP Rating Shift: IP40 	<ul style="list-style-type: none"> Slim Mount: 0.54 × 0.87 in. (H x W) 3M Adhesive: 0.48 × 0.82 in. (H x W) Magnetic U-Clip: 0.59 × 0.82 in. (H x W) Premium Diffusion: 0.96 × 0.82 in. (H x W)
Canal Channel DI-CPCHB-CAN (CA) 48", 96" Aluminum, White, Black For 14mm Tape Lights or smaller	Height (H): 0.59 in. Width (W): 0.89 in. Interior Depth (ID): 0.54 in. Interior Width (IW): 0.61 in. 	<ul style="list-style-type: none"> • 48 in. channel & opal lens • 2x surface mounting clips • End caps: 1x open, 1x closed. • 96 in. channel & opal lens • 4x surface mounting clips • End caps: 2x open, 2x closed. 	<ul style="list-style-type: none"> • 8mm Terminal Block • Soldered Lead 	<ul style="list-style-type: none"> With Opal Lens BLX1: Semi-Diffused BLX2, BLX3: Dotless 	<ul style="list-style-type: none"> • Beam Angle: 120° • Opal Lens • Light Loss: 55% • CCT Shift: • IP Rating Shift: IP40 	<ul style="list-style-type: none"> U-Clip: 0.6 × 0.7 in. (H x W)
S1 Channel DI-CHB-S1 (S1) 48", 96", 90" Aluminum For 14mm Tape Lights or smaller	Height (H): 0.31 in. Width (W): 0.67 in. Interior Width (IW): 0.58 in. 	<ul style="list-style-type: none"> • 48 in. channel & frosted cover • 2x surface mounting clips • End caps: 1x open, 1x closed. • 90 in. channel & frosted cover • 4x surface mounting clips • End caps: 2x open, 2x closed. 	<ul style="list-style-type: none"> • 8mm Terminal Block • Soldered Lead 	<ul style="list-style-type: none"> With Classic Frosted Lens BLX1: Runway Diffusion BLX2, BLX3: Semi-Diffused 	<ul style="list-style-type: none"> • Beam Angle: 120° • Classic Frosted Lens • Light Loss: 17% • CCT Shift: -40K • IP Rating Shift: IP40 	<ul style="list-style-type: none"> U-Clip: 0.32 × 0.68 in. (H x W)
10mm Round Channel DI-CPCHB-RC10 (RC10) 48", 96" Aluminum For 8mm Tape Lights or smaller	Height (H): 0.63 in. Width (W): 0.63 in. Interior Width (IW): 0.39 in. 	<ul style="list-style-type: none"> • 48 in. channel & frosted cover • Mounting hardware • End caps: 1x open, 1x closed. • 96 in. channel & frosted cover • Mounting hardware • End caps: 2x open, 2x closed. 	<ul style="list-style-type: none"> • 8mm Terminal Block • Soldered Lead 	<ul style="list-style-type: none"> With Classic Frosted Lens BLX1: Runway Diffusion BLX2, BLX3: Semi-Diffused 	<ul style="list-style-type: none"> • Beam Angle: 180° • Classic Frosted Lens • Light Loss: 17% • CCT Shift: -40K • IP Rating Shift: IP40 	<ul style="list-style-type: none"> U-Clip: 0.64 × 0.64 in. (H x W)

BLAZE™ X 12V / 24V LED Tape Light

Precision-engineered tape light. Up to 350+ lumens per foot with 95+ CRI / 90+ R9. 12 year warranty.

Date _____

<https://www.diodeled.com/blaze-x-led-tape-light.html>

Project Notes _____



12 Year Warranty

IP20

12/24 VDC

NEC
RATED & LISTED
CLOSET RATED

TITLE 24

RECOMMENDED CHANNELS

MODEL	DIAGRAM	INCLUDED ACCESSORIES	CONNECTION OPTIONS	IN CHANNEL DIFFUSION	TECHNICAL RATINGS	MOUNTING OPTIONS WITH DIMENSIONS
10mm Square Channel DI-CPCHB-SQC10 (SQ10) 48", 96" Aluminum <small>For 8mm Tape Lights or smaller</small>		<ul style="list-style-type: none"> 48 in. channel & frosted cover Mounting hardware End caps: 1x open, 1x closed. 96 in. channel & frosted cover Mounting hardware End caps: 2x open, 2x closed. 	<ul style="list-style-type: none"> 8mm Terminal Block Soldered Lead 	With Classic Frosted Lens BLX1: Runway Diffusion BLX2, BLX3: Semi-Diffused	<ul style="list-style-type: none"> Beam Angle: 180° Classic Frosted Lens Light Loss: 17% CCT Shift: -40K IP Rating Shift: IP40 	<p>U-Clip: 0.64 × 0.64 in. (H x W)</p>
Square Channel DI-CPCHB-SQ (SQ) 48", 96" Aluminum, White, Black <small>For 14mm Tape Lights or smaller</small>		<ul style="list-style-type: none"> 48 in. channel & clear, or frosted lens 4x surface mounted clips 2x End-to-end interconnects 96 in. channel & clear, or frosted lens 8x surface mounted clips 4x End-to-end interconnects 	<ul style="list-style-type: none"> 8mm Terminal Block Soldered Lead 	With Architectural Frosted Lens BLX1, BLX2, BLX3: Runway Diffusion With Premium Diffusion Lens BLX1, BLX2, BLX3: Dotless	<ul style="list-style-type: none"> Beam Angle: 120° Architectural Clear Lens Light Loss: 10% CCT Shift: -20K Architectural Frosted Lens Light Loss: 20% CCT Shift: -45K Classic Frosted Lens Light Loss: 17% CCT Shift: -40K Premium Diffusion Lens Light Loss: 10% CCT Shift: -30K IP Rating Shift: IP40 	<p>Chromapath Surface Mount: 0.61 × 0.82 in. (H x W)</p> <p>Vertical Mount: 0.61 × 0.82 in. (H x W)</p> <p>Rotating Mount: 1.29 × 0.82 in. (H x W)</p> <p>Hanging Mount: 1.51 × 0.82 in. (H x W)</p> <p>Premium Diffusion: 1.13 × 0.82 in. (H x W)</p>
45° Channel DI-CPCHB-45 (45) 48", 96" Aluminum, White, Black <small>For 14mm Tape Lights or smaller</small>		<ul style="list-style-type: none"> 48 in. channel & clear, or frosted lens 4x surface mounted clips 2x End-to-end interconnects 96 in. channel & clear, or frosted lens 8x surface mounted clips 4x End-to-end interconnects 	<ul style="list-style-type: none"> 8mm Terminal Block Soldered Lead 	With Architectural Frosted Lens BLX1, BLX2, BLX3: Runway Diffusion With Premium Diffusion Lens BLX1, BLX2, BLX3: Dotless	<ul style="list-style-type: none"> Beam Angle: 120° Architectural Clear Lens Light Loss: 10% CCT Shift: -20K Architectural Frosted Lens Light Loss: 20% CCT Shift: -45K Classic Frosted Lens Light Loss: 17% CCT Shift: -40K Premium Diffusion Lens Light Loss: 10% CCT Shift: -30K IP Rating Shift: IP40 	<p>Chromapath Surface Mount: 1 × 0.67 in. (H x W)</p> <p>Vertical Mount: 1 × 0.67 in. (H x W)</p> <p>Rotating Mount: 1.68 × 0.67 in. (H x W)</p> <p>Hanging Mount: 1.9 × 0.67 in. (H x W)</p> <p>Premium Diffusion: 1.52 × 0.67 in. (H x W)</p>
45° Deco Channel DI-CPCHB-45DCO (45DCO) 48", 96" Aluminum <small>For 10mm Tape Lights or smaller</small>		<ul style="list-style-type: none"> 48 in. channel & frosted cover Mounting hardware End caps: 1x open, 1x closed. 96 in. channel & frosted cover Mounting hardware End caps: 2x open, 2x closed. 	<ul style="list-style-type: none"> Soldered Lead Only 	With Classic Frosted Lens BLX1: Runway Diffusion BLX2, BLX3: Dotless	<ul style="list-style-type: none"> Beam Angle: 120° Classic Frosted Lens Light Loss: 17% CCT Shift: -40K IP Rating Shift: IP40 	<p>Mounting Clip: 0.73 × 0.73 in. (H x W)</p>

BLAZE™ X 12V / 24V LED Tape Light

Precision-engineered tape light. Up to 350+ lumens per foot with 95+ CRI / 90+ R9.
12 year warranty.

Date _____ <https://www.diodeled.com/blaze-x-led-tape-light.html>

Project Notes _____



RECOMMENDED CHANNELS

MODEL	DIAGRAM	INCLUDED ACCESSORIES	CONNECTION OPTIONS	IN CHANNEL DIFFUSION	TECHNICAL RATINGS	MOUNTING OPTIONS WITH DIMENSIONS
90° Sideview Channel DI-CPCHB-90SD (90) 48", 96" Aluminum For 12mm Tape Lights or smaller	Height (H): 0.92 in. Width (W): 0.92 in. Interior Depth (ID): 0.3 in. Interior Width (IW): 0.48 in. Mounting Canal Width (MC): 0.25 in. 	<ul style="list-style-type: none"> 48 in. channel & frosted cover Mounting hardware End caps: 1x open, 1x closed. 96 in. channel & frosted cover Mounting hardware End caps: 2x open, 2x closed. 	<ul style="list-style-type: none"> Soldered Lead Only 	With Classic Frosted Lens BLX1: Runway Diffusion BLX2, BLX3: Semi-Diffused	<ul style="list-style-type: none"> Beam Angle: 120° Classic Frosted Lens Light Loss: 17% CCT Shift: -40K IP Rating Shift: IP40 	<p>Mounting Clip: 0.92 × 0.92 in. (H x W)</p>
Reflector Channel DI-CPCHB-RFCTR (REF) 48", 96" Aluminum For 12mm Tape Lights or smaller	Height (H): 2.75 in. Width (W): 1 in. Interior Depth (ID): 0.29 in. Interior Width (IW): 0.54 in. Cut Out Width (CO): 2.35 in. Recessed Wing (RW): 0.2 in. 	<ul style="list-style-type: none"> 48 in. channel & frosted cover End caps: 1x open, 1x closed. 96 in. channel & frosted cover End caps: 1x open, 1x closed. 	<ul style="list-style-type: none"> Soldered Lead Only 	With Classic Frosted Lens BLX1: Runway Diffusion BLX2, BLX3: Semi-Diffused	<ul style="list-style-type: none"> Beam Angle: 120° Classic Frosted Lens Light Loss: 17% CCT Shift: -40K IP Rating Shift: IP40 	<p>Recessed Mount: 2.75 × 1 in. (H x W)</p>
Rod Channel DI-CPCHB-RDCL (ROD) 48", 96" Aluminum For 12mm Tape Lights or smaller	Height (H): 0.95 in. Width (W): 0.95 in. Interior Width (IW): 0.48 in. Height W/o Cover (H/C): 0.72 in. 	<ul style="list-style-type: none"> 78.74 in. channel & frosted lens 1x open end-cap, 1x closed end-cap 4x 180° swivel brackets 2x Closet Mounting Brackets 2x Support Brackets 	<ul style="list-style-type: none"> Soldered Lead Only 	With Classic Frosted Lens BLX1: Semi-Diffused BLX2, BLX3: Dotless	<ul style="list-style-type: none"> Beam Angle: 180° Classic Frosted Lens Light Loss: 17% CCT Shift: -40K IP Rating Shift: IP40 	<p>Rotating Mount: 1.69 × 0.95 in. (H x W) Closet Mount: 1.28 × 3.25 in. (H x W) Art Lighting Arm: 2.72 × 10.15 in. (H x W) Wall Arm: 4.5 × 2.15 in. (H x W)</p>
1-inch Mud-In Channel DI-CPCHB-MUD1 (M1) 48", 96" Aluminum For 14mm Tape Lights or smaller	Height (H): 0.54 in. Width (W): 2.42 in. Interior Width (IW): 0.81 in. Cut Out Width (CO): 1.19 in. 	<ul style="list-style-type: none"> 96 in. channel & opal lens 2x surface mounting clips End caps: 2x open, 2x closed. 	<ul style="list-style-type: none"> 8mm Terminal Block Soldered Lead 	With Opal Lens BLX1: Runway Diffusion BLX2, BLX3: Dotless	<ul style="list-style-type: none"> Beam Angle: 120° Opal Lens Light Loss: 55% CCT Shift: IP Rating Shift: IP40 	<p>Recessed Mount: 0.54 × 2.42 in. (H x W)</p>

BLAZE™ X 12V / 24V LED Tape Light

Precision-engineered tape light. Up to 350+ lumens per foot with 95+ CRI / 90+ R9.
12 year warranty.

Date _____ <https://www.diodeled.com/blaze-x-led-tape-light.html>

Project Notes _____



RECOMMENDED CHANNELS

MODEL	DIAGRAM	INCLUDED ACCESSORIES	CONNECTION OPTIONS	IN CHANNEL DIFFUSION	TECHNICAL RATINGS	MOUNTING OPTIONS WITH DIMENSIONS
Recessed Channel DI-CPCHB-REC (REC) 48", 96" Aluminum For 14mm Tape Lights or smaller	Height (H): 0.49 in. Width (W): 1.03 in. Interior Depth (ID): 0.42 in. Interior Width (IW): 0.59 in. Cut Out Width (CO): 0.74 in. Recessed Wing (RW): 0.15 in. 	<ul style="list-style-type: none"> 48 in. channel & frosted lens 2x surface mounted clips end caps: 1x open, 1x closed 96 in. channel & frosted lens 4x surface mounted clips end caps: 2x open, 2x closed. 	<ul style="list-style-type: none"> 8mm Terminal Block Soldered Lead 	<p>With Classic Frosted Lens</p> <p>BLX1: Runway Diffusion BLX2: Semi-Diffused BLX3: Dotless</p>	<ul style="list-style-type: none"> Beam Angle: 120° Classic Frosted Lens Light Loss: 17% CCT Shift: -40K IP Rating Shift: IP40 	<p>3M Adhesive: 0.59 × 1.03 in. (H x W)</p> <p>Recessed Mount: 0.49 × 1.03 in. (H x W)</p>
Slim Recessed Channel DI-CPCHB-SLR (SLR) 48", 96" Aluminum For 10mm Tape Lights or smaller	Height (H): 0.38 in. Width (W): 0.65 in. Interior Width (IW): 0.43 in. Cut Out Width (CO): 0.49 in. Recessed Wing (RW): 0.08 in. 	<ul style="list-style-type: none"> 48 in. channel & frosted lens End caps: 1x open square, 1x open round, 1x closed square 96 in. channel & frosted lens End caps: 1x open square, 1x open round, 1x closed square. 	<ul style="list-style-type: none"> Soldered Lead Only 	<p>With Classic Frosted Lens</p> <p>BLX1: Runway Diffusion BLX2, BLX3: Semi-Diffused</p>	<ul style="list-style-type: none"> Beam Angle: 120° Classic Frosted Lens Light Loss: 17% CCT Shift: -40K IP Rating Shift: IP40 	<p>Recessed Mount: 0.38 × 0.65 in. (H x W)</p>
Grazer Channel DI-CPCHB-GZRNB (GZR) 48", 96" Aluminum For 10mm Tape Lights or smaller	Height (H): 0.69 in. Width (W): 0.62 in. Interior Depth (ID): 0.45 in. Interior Width (IW): 0.42 in. Height W/o Cover (H/C): 0.47 in. 	<ul style="list-style-type: none"> 48 in. channel & clear matte optic lens 96 in. channel & clear matte optic lens 	<ul style="list-style-type: none"> Soldered Lead Only 	<p>With Clear Matte Optics Lens</p> <p>BLX1, BLX2, BLX3: Dotless</p>	<ul style="list-style-type: none"> Beam Angle: 24° IP Rating Shift: IP40 	<p>Mounting Clip: 0.69 × 0.62 in. (H x W)</p>
Waveform Channel DI-CPCHB-WF (WF) 48" Aluminum For 12mm Tape Lights or smaller	Height (H): 0.3 in. Width (W): 0.71 in. Interior Width (IW): 0.49 in. Height W/o Cover (H/C): 0.2 in. 	<ul style="list-style-type: none"> 48 in. channel & frosted lens 2x surface mounting clips End caps: 1x open, 1x closed. 	<ul style="list-style-type: none"> Soldered Lead Only 	<p>With Classic Frosted Lens</p> <p>BLX1, BLX2, BLX3: Runway Diffusion</p>	<ul style="list-style-type: none"> Beam Angle: 120° Classic Frosted Lens Light Loss: 17% CCT Shift: -40K IP Rating Shift: IP40 	<p>3M Adhesive: 0.4 × 0.71 in. (H x W)</p> <p>U-Clip: 0.31 × 0.72 in. (H x W)</p>

BLAZE™ X 12V / 24V LED Tape Light

Precision-engineered tape light. Up to 350+ lumens per foot with 95+ CRI / 90+ R9. 12 year warranty.

Date <https://www.diodeled.com/blaze-x-led-tape-light.html>

Project Notes

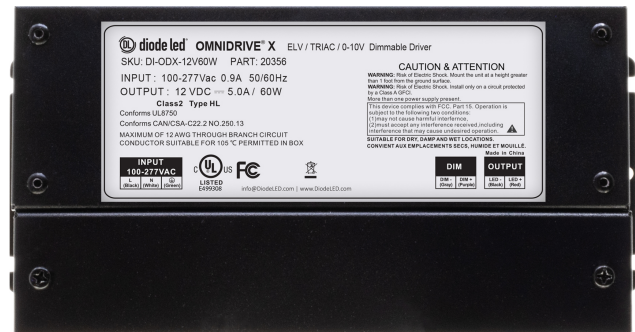


RECOMMENDED 24V DRIVERS

SKU	INPUT VOLTAGE / FREQUENCY	OUTPUT VOLTAGE	MAXIMUM LOAD	MINIMUM LOAD	CLASS 2	DIMMABLE	LENGTH	WIDTH	HEIGHT	DERATION
OMNIDRIVE® X Dimmable Driver Versatile driver for most high-performance dimming on ELV, TRIAC, and 0-10V systems. https://www.diodeled.com/custom/download/productFile/filename/omnidrive-x-specification-sheet.pdf										
DI-ODX-24V30W-J	120-277V	24V	30W	No minimum load	Yes	Yes	6.5 in.	3.7 in.	1.36 in.	See Driver Specification Sheet for Deration Curves.
DI-ODX-24V60W-J	120-277V	24V	60W	No minimum load	Yes	Yes	7.4 in.	3.7 in.	1.36 in.	See Driver Specification Sheet for Deration Curves.
DI-ODX-24V96W-J	120-277V	24V	96W	No minimum load	Yes	Yes	8.66 in.	3.7 in.	1.36 in.	See Driver Specification Sheet for Deration Curves.
DI-ODX-24V120W-J	120-277V	24V	120W	No minimum load	No	Yes	8.66 in.	3.7 in.	1.36 in.	See Driver Specification Sheet for Deration Curves.
0-10V Dimmable LED Driver Driver for cost-effective dimming on 0-10V control systems. https://www.diodeled.com/custom/download/productFile/filename/DI-DM-0-10V-Specifcation%20Sheet.pdf										
DI-DM-MW24V60W-0-10V-LPS	120 ~ 277VAC 50/60Hz	24V	60W	No minimum load	Yes	Yes, with any 0-10V dimmer or control.	11.25 in.	3.75 in.	1.9 in.	See Driver Specification Sheet for Deration Curves.
DI-DM-MW24V90W-0-10V-LPL	120 ~ 277VAC 50/60Hz	24V	90W	No minimum load	Yes	Yes, with any 0-10V dimmer or control.	13.5 in.	4.5 in.	3.75 in.	See Driver Specification Sheet for Deration Curves.
OMNIDRIVE® Electronic Dimmable Driver Our classic electronic dimmable (ELV) driver. Superior dimming and wide compatibility with popular dimmers. https://www.diodeled.com/custom/download/productFile/filename/omnidrive-indoor-electronic-dimmable-driver-specification-sheet.pdf										
DI-TD-24V-30W-LPS	90~135VAC at ~50/60Hz	24V	30W	Load at least 60% labeled load	Yes	Yes	11.25 in.	3.75 in.	1.9 in.	See Driver Specification Sheet for Deration Curves.
DI-TD-24V-45W-LPL	90~135VAC at ~50/60Hz	24V	45W	Load at least 60% labeled load	Yes	Yes	13.5 in.	4.5 in.	2.38 in.	See Driver Specification Sheet for Deration Curves.
DI-TD-24V-60W-LPL	90 ~ 135VAC 50/60Hz	24V	60W	Load at least 60% labeled load	Yes	Yes. Not compatible with PWM controls.	13.5 in.	4.5 in.	2.38 in.	See Driver Specification Sheet for Deration Curves.
DI-TD-24V-80W-LPL	90 ~ 135VAC 50/60Hz	24V	80W	Load at least 60% labeled load	Yes	Yes. Not compatible with PWM controls.	13.5 in.	4.5 in.	2.38 in.	See Driver Specification Sheet for Deration Curves.
PoE (Power over Ethernet) Constant voltage platform, ready for Power over Ethernet (inquire)										

RECOMMENDED CONTROLLERS

SKU	DESCRIPTION
SWITCHEX® Driver and Dimmer Switch LED driver and dimmer switch combined in a single gang box.	
DI-24V-SE-60W	SWITCHEX 24V Switch/Driver Combo - 60W
DI-24V-SE-100W	SWITCHEX 24V Switch/Driver Combo - 100W
CASAMBI® Controllers The CASAMBI controllers will remotely control your lighting through the app - downloadable for IOS & Android.	
CBU-A2D	CASAMBI A2D 2 Channel 0-10V/DALI Controller
CBU-ASR	CASAMBI ASR 0-10V Controller
CBU-PWM4	CASAMBI PWM4 Single Color Dimming Controller
CBU-TED	CASAMBI TED AC High Voltage Controller



BLAZE™ X 12V / 24V LED Tape Light

Precision-engineered tape light. Up to 350+ lumens per foot with 95+ CRI / 90+ R9. 12 year warranty.

Date <https://www.diodeled.com/blaze-x-led-tape-light.html>

Project Notes



RECOMMENDED 12V DRIVERS

SKU	INPUT VOLTAGE / FREQUENCY	OUTPUT VOLTAGE	MAXIMUM LOAD	MINIMUM LOAD	CLASS 2	DIMMABLE	LENGTH	WIDTH	HEIGHT	DERATION
OMNIDRIVE® X Dimmable Driver Versatile driver for most high-performance dimming on ELV, TRIAC, and 0-10V systems. https://www.diodeled.com/custom/download/productFile/filename/omnidrive-x-specification-sheet.pdf										
DI-ODX-12V30W-J	120-277V	12V	30W	No minimum load	Yes	Yes	6.5 in.	3.7 in.	1.36 in.	See Driver Specification Sheet for Deration Curves.
DI-ODX-12V60W-J	120-277V	12V	60W	No minimum load	Yes	Yes	7.4 in.	3.7 in.	1.36 in.	See Driver Specification Sheet for Deration Curves.
DI-ODX-12V100W-J	120-277V	12V	100W	No minimum load	No	Yes	8.66 in.	3.7 in.	1.36 in.	See Driver Specification Sheet for Deration Curves.
DI-ODX-12V120W-J	120-277V	12V	120W	No minimum load	No	Yes	8.66 in.	3.7 in.	1.36 in.	See Driver Specification Sheet for Deration Curves.
0-10V Dimmable LED Driver Driver for cost-effective dimming on 0-10V control systems. https://www.diodeled.com/custom/download/productFile/filename/DI-DM-0-10V-Specifcation%20Sheet.pdf										
DI-DM-MW12V40W-0-10V-LPS	0.6A@115VAC, 0.3 A@230VAC, 0.25A@277VAC	12V	40W	No minimum load	Yes	Yes, with any 0-10V dimmer or control.	11.25 in.	3.75 in.	1.9 in.	See Driver Specification Sheet for Deration Curves.
DI-DM-MW12V60W-0-10V-LPS	120 ~ 277VAC 50/60Hz	12V	60W	No minimum load	Yes	Yes, with any 0-10V dimmer or control.	11.25 in.	3.75 in.	1.9 in.	See Driver Specification Sheet for Deration Curves.
OMNIDRIVE® Electronic Dimmable Driver Our classic electronic dimmable (ELV) driver. Superior dimming and wide compatibility with popular dimmers. https://www.diodeled.com/custom/download/productFile/filename/omnidrive-indoor-electronic-dimmable-driver-specification-sheet.pdf										
DI-TD-12V-30W-LPS	90~135VAC at ~50/60Hz	12V	30W	Load at least 60% labeled load	Yes	Yes	11.25 in.	3.75 in.	1.9 in.	See Driver Specification Sheet for Deration Curves.
DI-TD-12V-45W-LPL	90~135VAC at ~50/60Hz	12V	45W	Load at least 60% labeled load	Yes	Yes	13.5 in.	4.5 in.	2.38 in.	See Driver Specification Sheet for Deration Curves.
DI-TD-12V-60W-LPL	90~135VAC at ~50/60Hz	12V	60W	Load at least 60% labeled load	Yes	Yes	13.5 in.	4.5 in.	2.38 in.	See Driver Specification Sheet for Deration Curves.
DI-TD-12V-80W	90~135VAC at ~50/60Hz	12V	80W	Load at least 60% labeled load	Yes	Yes	in.	in.	in.	See Driver Specification Sheet for Deration Curves.
PoE (Power over Ethernet) Constant voltage platform, ready for Power over Ethernet (inquire)										

RECOMMENDED CONTROLLERS

SKU	DESCRIPTION
SWITCHEX® Driver and Dimmer Switch LED driver and dimmer switch combined in a single gang box.	
DI-12V-SE-40W	SWITCHEX 12V Switch/Driver Combo - 40W
DI-12V-SE-60W	SWITCHEX 12V Switch/Driver Combo - 60W
CASAMBI® Controllers The CASAMBI controllers will remotely control your lighting through the app - downloadable for iOS & Android.	
CBU-A2D	CASAMBI A2D 2 Channel 0-10V/DALI Controller
CBU-ASR	CASAMBI ASR 0-10V Controller
CBU-PWM4	CASAMBI PWM4 Single Color Dimming Controller
CBU-TED	CASAMBI TED AC High Voltage Controller



BLAZE™ X 12V / 24V
LED Tape Light

Precision-engineered tape light. Up to 350+ lumens per foot with 95+ CRI / 90+ R9.
12 year warranty.

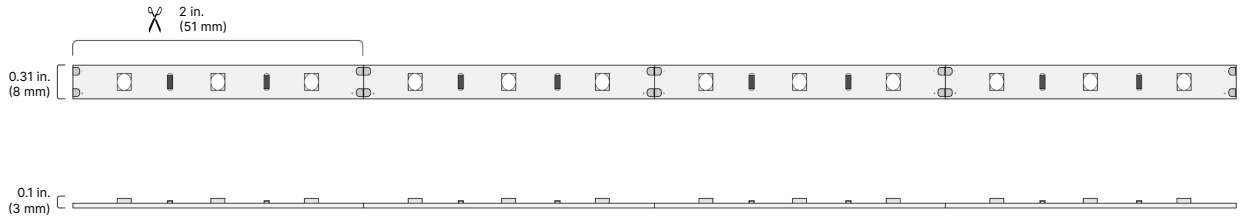
Date <https://www.diodeled.com/blaze-x-led-tape-light.html>

Project Notes



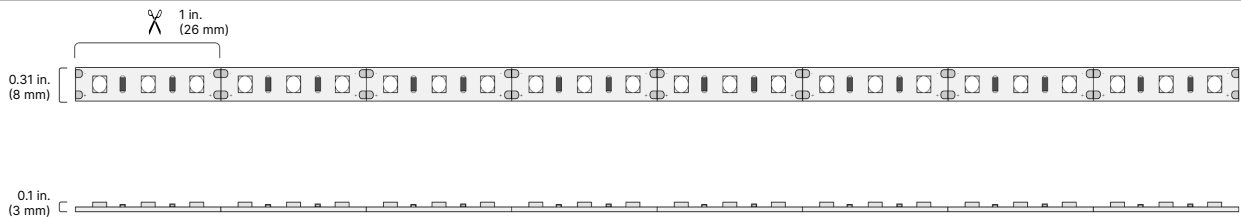
MECHANICAL DIAGRAMS

12V-BLX1

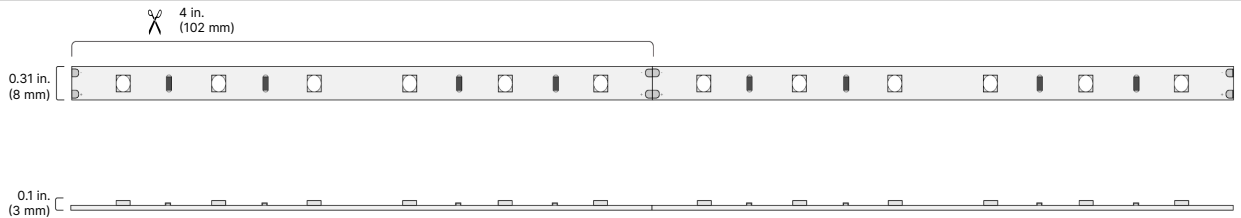


12V-BLX2

12V-BLX3

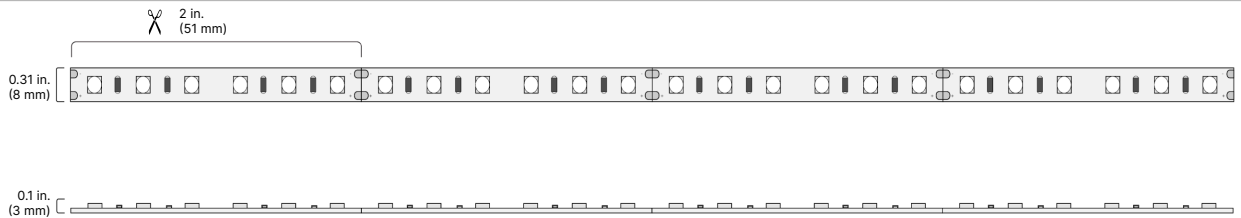


24V-BLX1

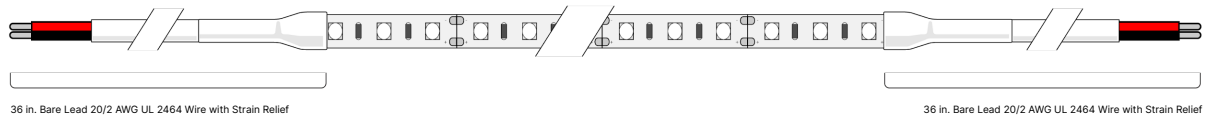


24V-BLX2

24V-BLX3



CONNECTIONS



BLAZE™ X 12V / 24V LED Tape Light

Precision-engineered tape light. Up to 350+ lumens per foot with 95+ CRI / 90+ R9. 12 year warranty.

Date <https://www.diodeled.com/blaze-x-led-tape-light.html>

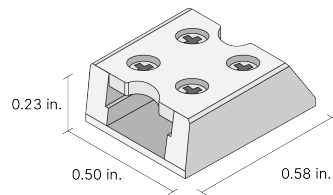
Project Notes



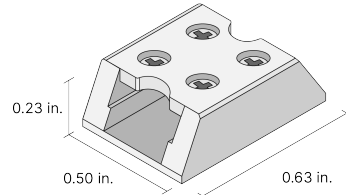
ACCESSORIES

DELIVERY OPTIONS

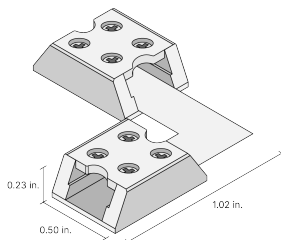
DI-TB8-CONN-TTW
8mm Tape-to-Wire Connector



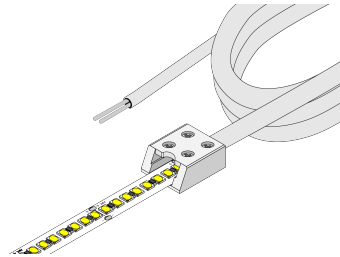
DI-TB8-CONN-TTT
8mm Tape-to-Tape Connector



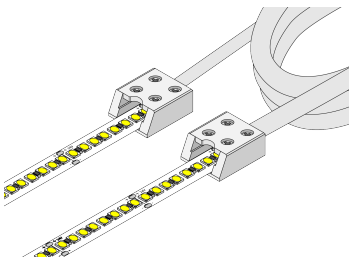
DI-TB8-90-TTT
8mm 90° Tape-to-Tape Connector



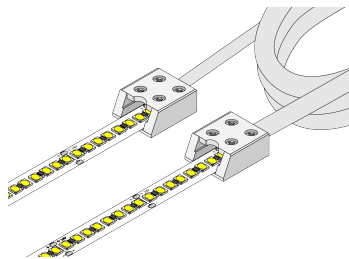
DI-TB8-60SPL-TTW
Splice Wire (Tape-to-Wire) (60 in.)



DI-TB8-6JPR-TTT
Jumper Cable (Tape-to-Tape) (6 in.)



DI-TB8-60JPR-TTT
Jumper Cable (Tape-to-Tape) (60 in.)



- **Field Assembly**
Stock items for in-field assembly. Fastest order fulfillment.
- **Factory + Field (Hybrid)**
Finished lengths of light with leads. CHANNELS either bulk or factory finished. Some field assembly required.
- **Factory Assembly**
Fastest installation: fixtures fully assembled in the factory.

- Lumen value measured in accordance to IES LM-80-08. LED chips have a luminous flux range with a tolerance of +/- 5%.
- Each maximum run requires a dedicated power feed from the driver. Do not extend beyond the recommended maximum run length. Max run may exceed Class 2 limit. Actual wattage may differ from calculated wattage due to voltage drop across run.
- Do not install product in an environment outside the listed ambient temperature. Exceeding the maximum ambient temperature may damage LED chips, reduce the total lamp life, lumen output, and/or adversely impact color consistency.
- Actual efficacy value is dependent to specified LED driver (power supply). An estimated efficacy value can be calculated as follows: Lumen value divided by average power consumption per foot.
- Operating temperature is measured according to the minimum and maximum ambient temperature environment.

BLAZE™ X 12V / 24V LED Tape Light

Precision-engineered tape light. Up to 350+ lumens per foot with 95+ CRI / 90+ R9. 12 year warranty.

Date <https://www.diodeled.com/blaze-x-led-tape-light.html>



Project Notes



CERTIFICATIONS

Safety

- UL Listed 2108 Low Voltage Lighting System / Low Voltage Luminaire. UL 1598 / CSA 250.0-08, UL 8750. UL 879 / CAN/CSA-C22.2 no. 207-M89. Certified for United States and Canada. File # E469769.
- UL Listed Field Cuttable.
- UL Recognized Component - Sign Accessories. Available in UL Sign Components Manual (SAM Manual). File # E469770.
- CE & EMC Compliant: Verification No. GZEM141200683705V
- Approved for storage areas of clothes closets per NEC 410.16.A.3 and 410.16.C.5

Environmental

- RoHS Compliant: Verification No. CANEC1610091501

Performance

- Can be used to comply with TITLE 24 Part 6 High Efficacy Lighting LED requirements - JA8-2016-2022-E
- LED chip data measured in accordance to IES LM-80-08.
- Photometric & Colorimetry data measured in accordance to IES LM-79-08, in Elemental LED's Innovation Lab.

Safety / Warnings / Disclosures

1. Install in accordance with national and local electrical code regulations.
2. This product is intended to be installed and serviced by a qualified, licensed electrician.
3. Only use copper wiring. Use wires rated for at least 176°F (80°C) and certified for use with external connection of electrical equipment.
4. Each maximum run requires a dedicated power feed from the driver. Do not extend beyond the recommended maximum run length.
5. Tape light, attached wire leads, and additional extension cables, connectors, etc., are not rated for in-wall installation unless otherwise noted. Tape light and attached wire leads are field-cuttable.
6. Ensure applicable wire is installed between driver, fixture, and any controls in-between. When choosing wire, factor in voltage drop, amperage rating, and type (in-wall rated, wet location rated, etc.). Inadequate wire installation could overheat wires, and cause fire.
7. Do not install in environment where LED chips are exposed to direct sunlight as damage to the phosphor will occur.
8. Do not install in environment where excessive heat may exist (ex. close proximity to fireplace, etc.) See Ambient Temperature ratings
9. Do not install indoor LED tape light products in outdoor / wet location environments. Only wet location tape light models are rated for outdoor / wet locations.
10. Do not modify product beyond instructions or warranty will be void.
11. Tape light must be handled with care. Excessive handling, bending, and pressure may damage the product, voiding the warranty.
12. Actual color may vary from what is pictured on this sheet and other print materials due to the limitations of photographic processes.
13. We reserve the right to modify and improve the design of our fixtures without prior notice. We cannot guarantee to match existing installed fixtures for subsequent orders or replacements in regards to product appearance, CCT, or lumen output.

WARRANTY

Limited Warranty

- 12 Years

This warranty does not include the additional accessories referenced in this specification sheet. Complete warranty details for fixtures and additional accessories are available at www.diodeled.com/limited-warranty/ within the Policies section. For warranty related questions please contact product support.

Consumer's Acknowledgment

Elemental LED, Inc. stands behind its products when they are used properly and according to our specifications. By purchasing our products, the purchaser agrees and acknowledges that lighting design, configuration and installation is a complex process, wherein seemingly minor factors or changes in layout and in-field adjustments can have a significant impact on an entire system. Choosing the correct components is essential. Elemental LED is able to work with the original purchaser to make an appropriate product selection to the extent of the limited information that the customer can provide, but it is virtually impossible for Elemental LED to design a system that foresees every unknown factor. For this reason, this Warranty does not cover problems caused by improper design, configuration or installation issues. Any statement from a Elemental LED employee or agent regarding a customer's bill of goods and/or purchase order is NOT an acknowledgment that the products purchased are designed and configured correctly. The purchase agrees and acknowledges that it is the customer's responsibility to adhere strictly to all information contained in the Product Specification Sheets.

There is often more than one way to design, configure and layout an LED lighting application properly to achieve the same lighting effect. Elemental LED strongly recommends that licensed professionals be used in the design and installation of lighting systems that include Elemental LED products. The specifications include important information that a designer and installer should carefully review and strictly follow. Qualified designers and certified and/or licensed installers, with access to the final installation environment, customer goals, and Elemental LED product specifications can make the requisite decisions appropriate for a successful finished lighting application.