

LED
TECHNOLOGY

**10,000 Hours Life, 15.5 Watt (100Watt Equivalent),
120VAC**

Applications:

Pendants, Desk Lamps, Wall Fixtures, Table lamps




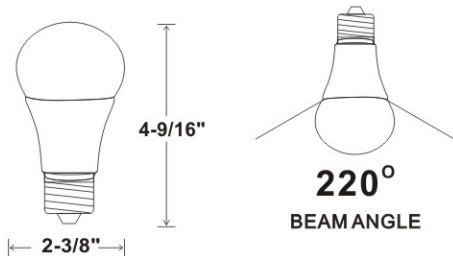
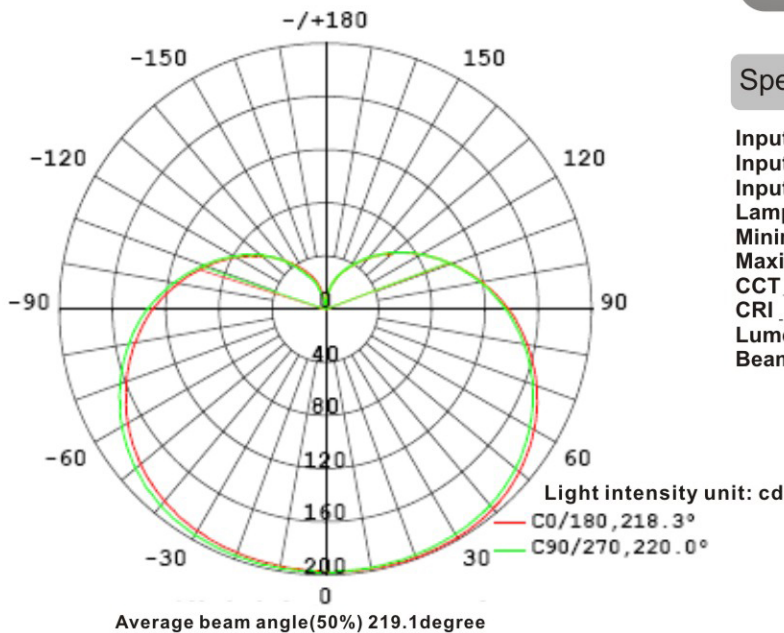
Features:

- Replace Existing 100 Watt Incandescent Lamps
- Instant On, High Power LED Bulb
- Rated Life Of 10,000 Hr
- Not Dimmable
- No UV Or Infrared Radiation, Contains No Mercury



Specification:

Input Line Voltage:	120VAC
Input Power	15.5W
Input Line Frequency	60Hz
Lamp Life (Rated)	10,000hrs
Minimum Starting Temp	-20°C/-4°F
Maximum Operating Temp	40°C/104°F
CCT	2700K/5000K
CRI	≥80
Lumens	1490/1490
Beam Angle	220°



Note: The curves indicate the illuminated area and the average illumination when the luminaire is at different distance.

WARRANTY
1-YEAR *

Model:#	Description Per Bulb	wattage Per Bulb	Incandescent Equivalent Per Bulb	lumens	base
LB100A/WW/2PK	15.5Watt A Bulb Warm White (Packed: 2 Per Box)	15.5W	100W	1490	E26
LB100A/DL/2PK	15.5Watt A Bulb Day Light (Packed: 2 Per Box)	15.5W	100W	1490	E26

* 1 Year Limited Warranty

For open air fixtures only

